

Pastor Views on Church Finances

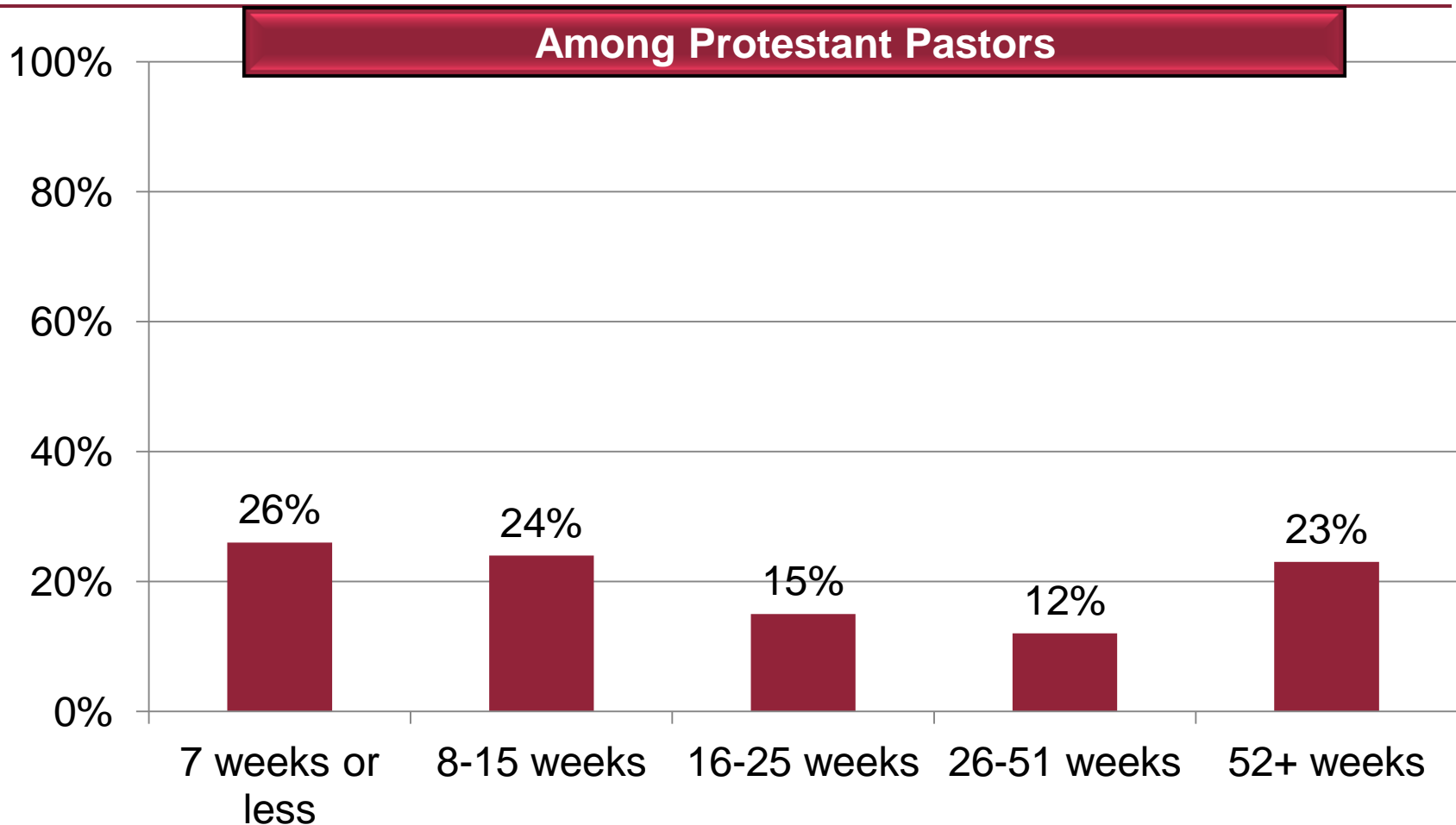
Survey of Protestant Pastors

Methodology

- ❑ The phone survey of Protestant pastors was conducted August 22 – September 16, 2016
- ❑ The calling list was a stratified random sample, drawn from a list of all Protestant churches. Quotas were used for church size
- ❑ Each interview was conducted with the senior pastor, minister or priest of the church called
- ❑ Responses were weighted by region to more accurately reflect the population
- ❑ The completed sample is 1,000 surveys
- ❑ The sample provides 95% confidence that the sampling error does not exceed $\pm 3.2\%$
- ❑ Margins of error are higher in sub-groups

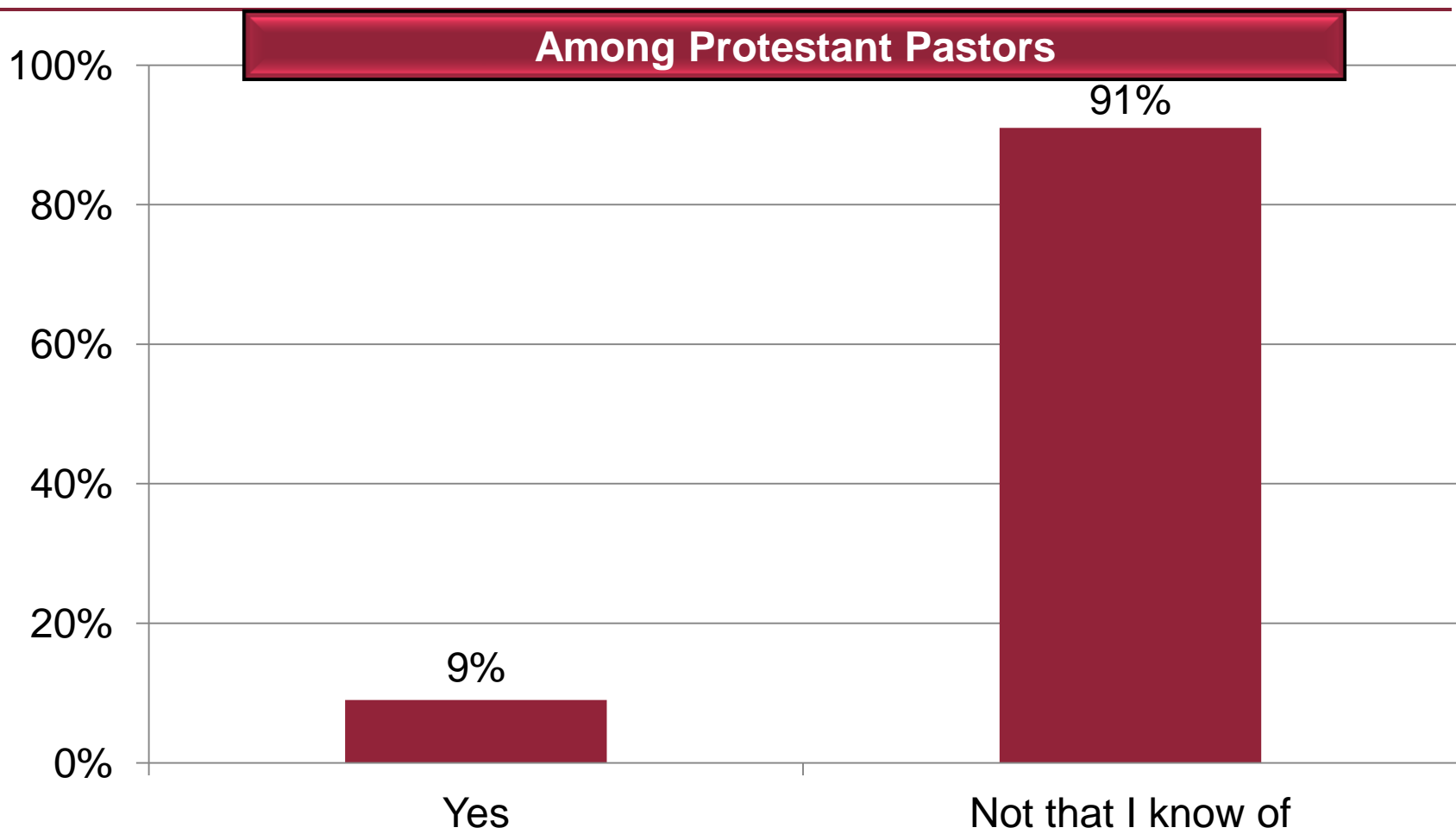
Survey Responses

26% say their churches have cash reserves for 7 weeks or less



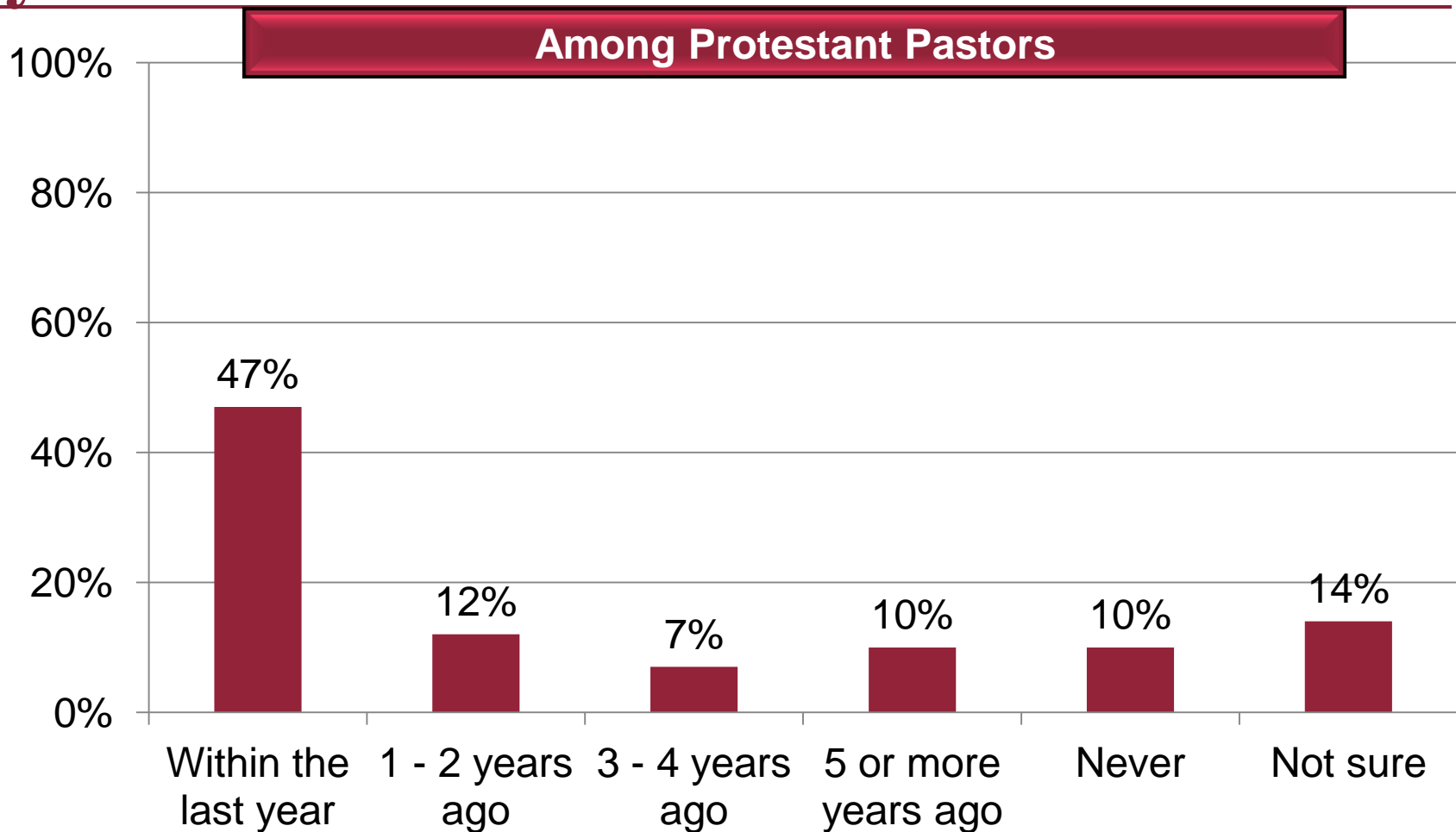
Q28: "How many weeks of cash reserves does your church currently have? (If needed: If giving to your church stopped tomorrow, how many weeks could your church continue paying bills and payroll?)"

Nearly 1 out of 10 say they have had someone embezzle funds from their current church



Q29: "Has anyone ever embezzled funds from your current church, taking church money for personal use – either before you were pastor or since you arrived?"

47% say their churches have had a complete financial audit within the last year



Significant Differences

Pastor

Ethnicity

Age

Education Level

Self-identified Evangelical/Mainline

Church

Region

Denomination

Average Attendance

Significant Statistical Differences

- Comparisons were made to determine if there are any significant statistical differences among the church's attendance and region, the pastor's age and ethnicity.

Attendance	Region	Age	Pastor's Ethnicity
0-49	Northeast	18-44	White
50-99	Midwest	45-54	African American
100-249	South	55-64	Other Ethnicities
250+	West	65+	

Note: Region is defined by US Census regions

Significant Statistical Differences

- Comparisons were also made to determine if there are any significant statistical differences among the self-identified Evangelical or Mainline, denomination, and education level.

Self-Identify	Denomination	Education Level
Evangelical	Baptist	No College Degree
Mainline	Christian/Church of Christ	Bachelor's Degree
	Lutheran	Master's Degree
	Methodist	Doctoral Degree
	Pentecostal	
	Presbyterian/ Reformed	

“How many weeks of cash reserves does your church currently have?”

- Pastors of churches with attendance of 250 or more are the most likely to select “8-15 weeks” (40%)
- Pastors of churches with attendance of 0-49 (27%) are more likely to select “52+ weeks” than those with attendance of 250 or more (15%)
- Pastors in the Northeast (19%) are more likely to select “26-51 weeks” than pastors in the South (9%)
- Pastors age 45-54 (30%) and 55-64 (29%) are more likely to select “7 weeks or less” than those 18-44 (18%)
- Mainline pastors (30%) are more likely to select “52+ weeks” than Evangelical pastors (18%)
- Methodists (42%) and Pentecostals (40%) are more likely to select “7 weeks or less” than Baptists (20%), Presbyterian/Reformed (16%), and Church of Christ (10%)
- Lutherans (31%) and Presbyterian/Reformed (38%) are more likely to select “52+ weeks” than Baptists (16%), Pentecostals (12%), and Holiness (12%)

“How many weeks of cash reserves does your church currently have?” (continued)

- Those with no college degree are the most likely to select “7 weeks or less” (38%)
- Those with a Bachelor’s degree are the most likely to select “16-25 weeks” (25%)

“Has anyone ever embezzled funds from your current church, taking church money for personal use – either before you were pastor or since you arrived?”

- Pastors of churches with attendance of 50-99 (10%) and 250 or more (12%) are more likely to select “Yes” than those with attendance of 100-249 (6%)
- Pastors age 55-64 (12%) are more likely to select “Yes” than those 65+ (4%)
- Church of Christ (16%) are more likely to select “Yes” than Baptists (7%) and Presbyterian/Reformed (6%)

“When was the last time your church had a complete audit of its finances?”

- Pastors of churches with attendance of 100-249 (15%) are more likely to select “1-2 years ago” than those with attendance of 0-49 (10%)
- Pastors of churches with attendance of 250 or more (10%) are more likely to select “3-4 years ago” than those with attendance of 0-49 (5%)
- Pastors of churches with attendance of 0-49 (14%) are more likely to select “Never” than those with attendance of 100-249 (7%) and 250 or more (6%)
- Pastors in the Northeast are the most likely to select “Within the last year” (65%)
- Pastors in the South are the most likely to select “3-4 years” (10%)
- Pastors in the West (15%) are more likely to select “5 or more years ago” than pastors in the Northeast (6%)
- Pastors age 55-64 (51%) are more likely to select “Within the last year” than those 18-44 (41%)

“When was the last time your church had a complete audit of its finances?” (continued)

- Pastors age 65+ (14%) are more likely to select “Never” than those 18-44 (7%) and 55-64 (8%)
- African-American pastors are the most likely to select “Never” (25%)
- Mainline pastors (58%) are more likely to select “Within the last year” than Evangelical pastors (42%)
- Evangelical pastors (13%) are more likely to select “5 or more years ago” than Mainline pastors (7%)
- Methodists are the most likely to select “Within the last year” (74%)
- Baptists (17%) and Pentecostals (18%) are more likely to select “5 or more years ago” than Lutherans (3%), Methodists (4%), and Holiness (4%)
- Pentecostals (17%) and Church of Christ (16%) are more likely to select “Never” than Lutherans (5%), Methodists (2%), and Presbyterian/Reformed (7%)
- Those with no college degree (%) are more likely to Agree than those with a Doctoral degree (%)

“When was the last time your church had a complete audit of its finances?” (continued)

- Those with a Master’s degree (51%) are more likely to select “Within the last year” than those with no college degree (41%) or a Bachelor’s (39%)
- Those with no college degree (19%) or a Bachelor’s (14%) are more likely to select “Never” than those with a Master’s (8%) or a Doctoral degree (5%)

Pastor Views on Church Finances

Survey of Protestant Pastors