


Pastors' Views on Immigration

Survey of American Protestant Pastors

Methodology

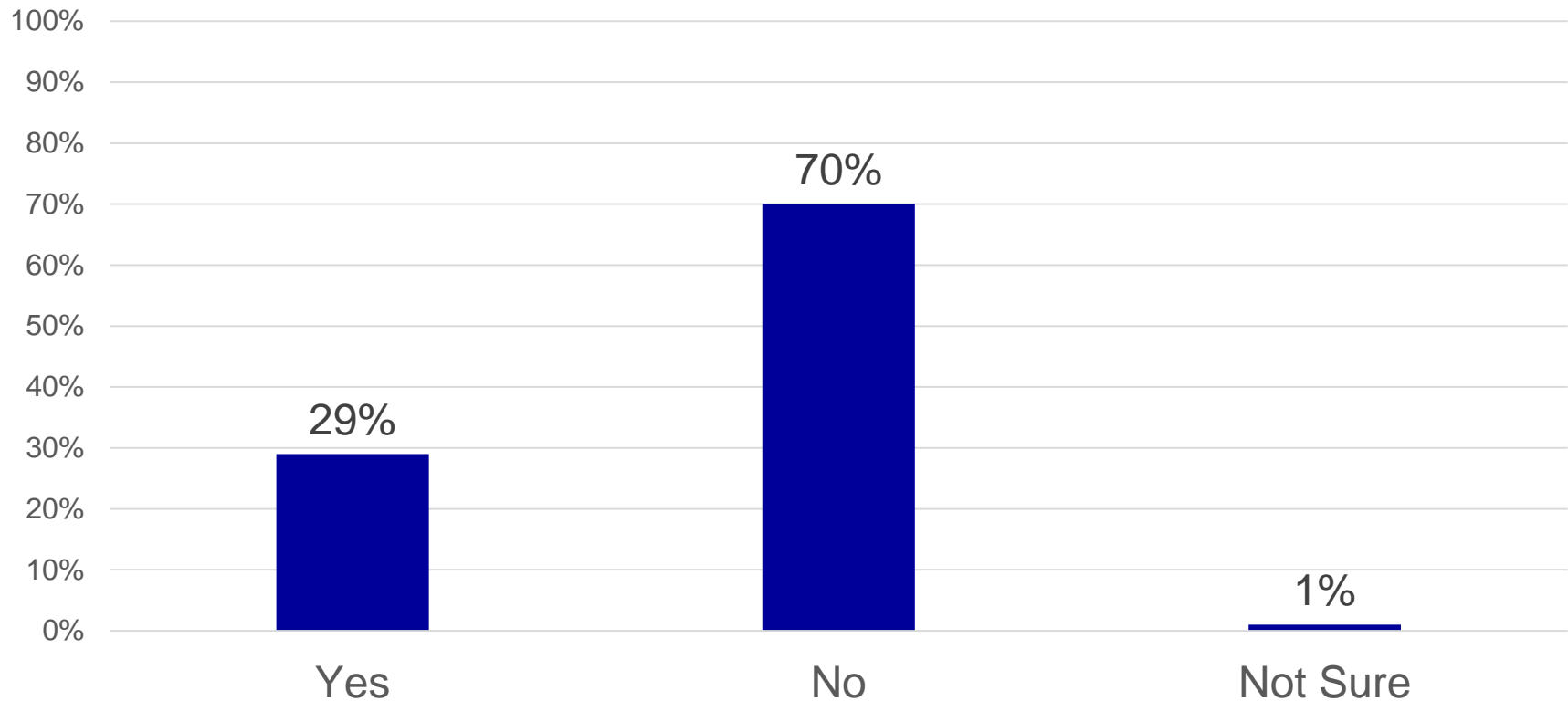
- The phone survey of 1,000 Protestant pastors was conducted January 14-30, 2019
- The calling list was a stratified random sample, drawn from a list of all Protestant churches. Quotas were used for church size.
- Each interview was conducted with the senior pastor, minister or priest of the church called
- Responses were weighted by region to more accurately reflect the population
- The completed sample is 1,000 surveys
- The sample provides 95% confidence that the sampling error does not exceed $\pm 3.2\%$
- Margins of error are higher in sub-groups

Survey Responses



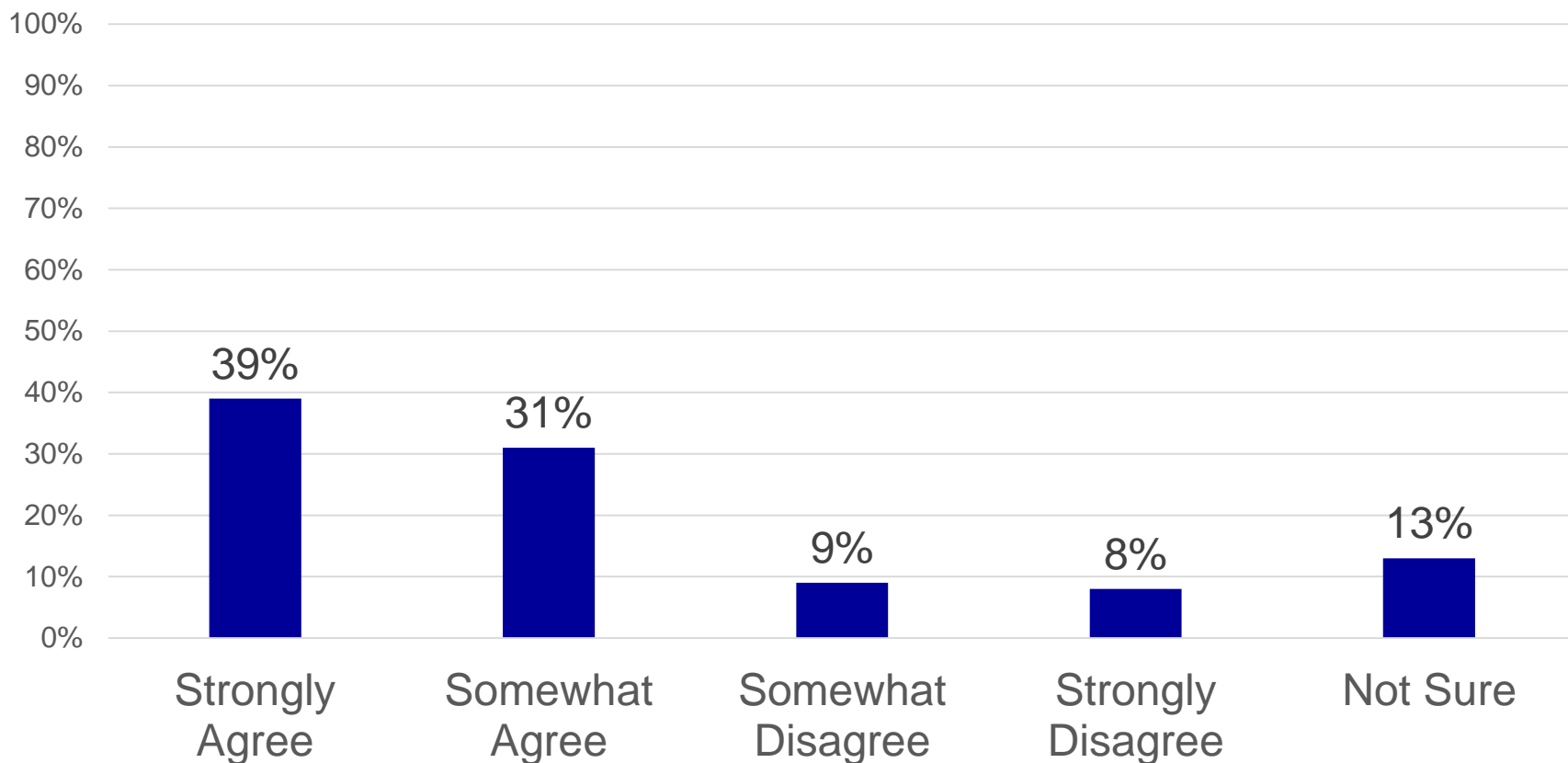
29% of Protestant churches are involved locally in assisting immigrants

Among Protestant Pastors



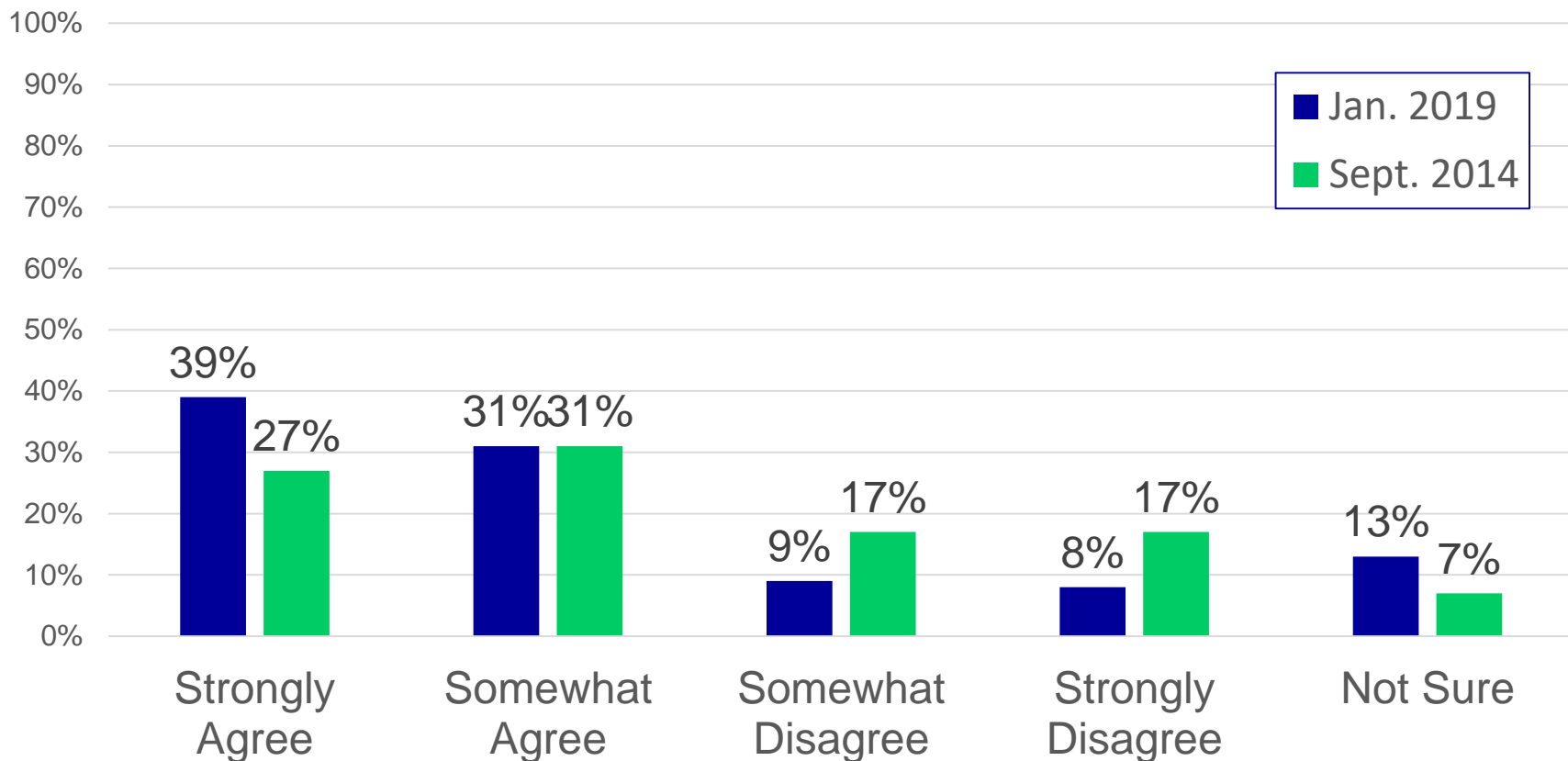
70% are in favor of immigration reform that includes a path to citizenship

Among Protestant Pastors



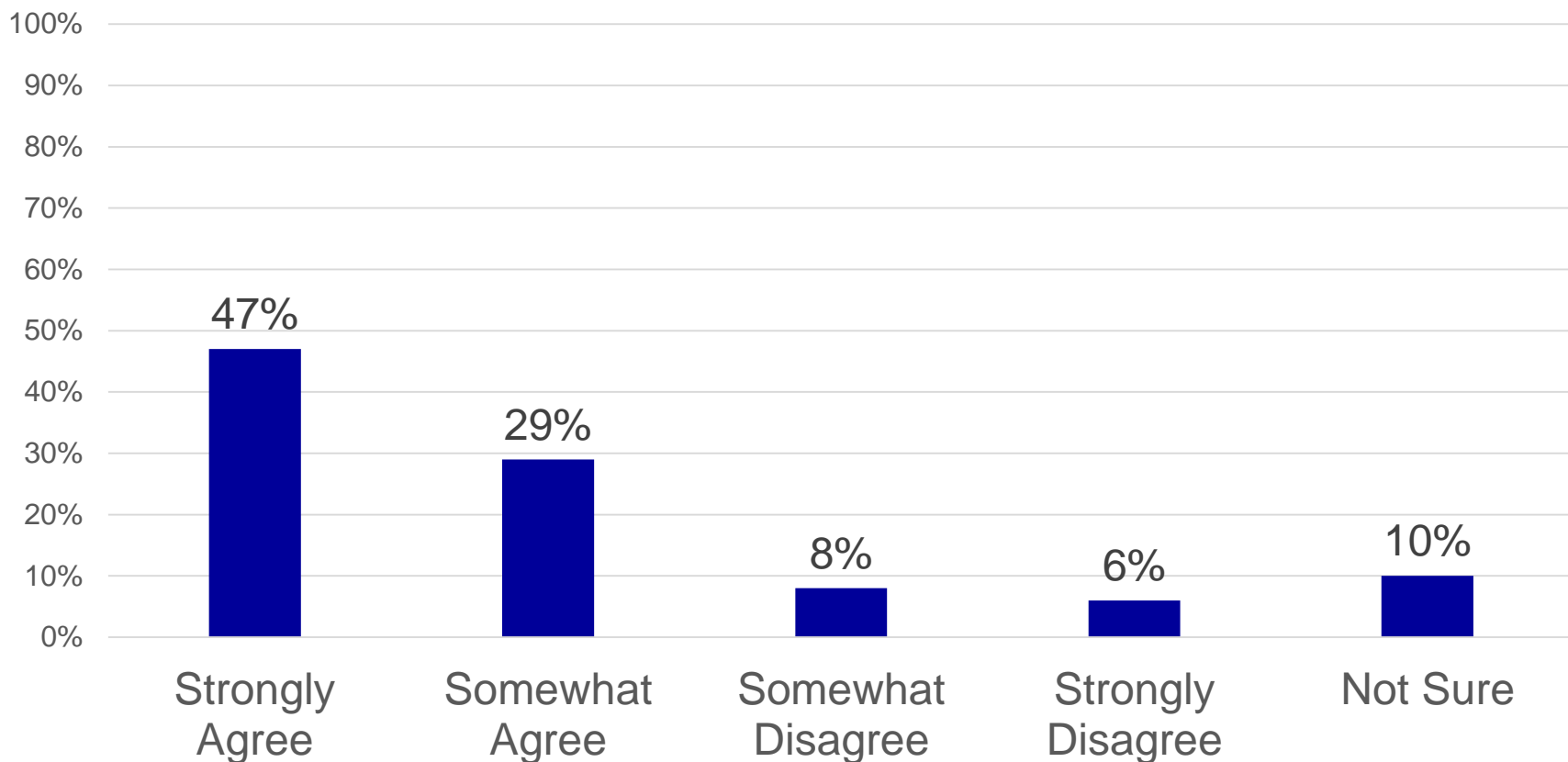
Pastors favoring immigration reform that includes a path to citizenship have grown 12 percentage points since 2014 (70% v. 58%)

Among Protestant Pastors



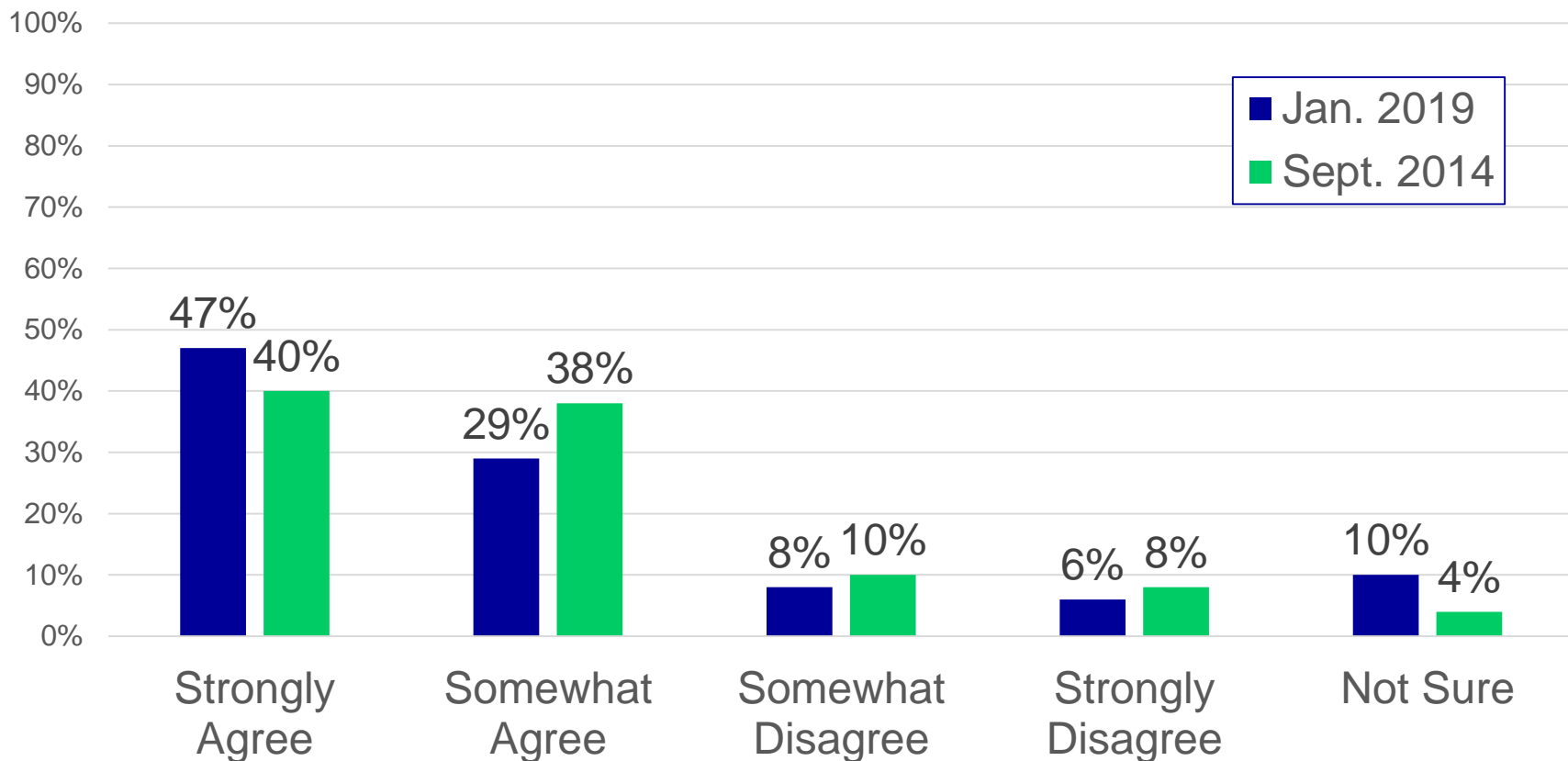
76% agree that Christians have a responsibility to assist immigrants even if they are in the country illegally

Among Protestant Pastors



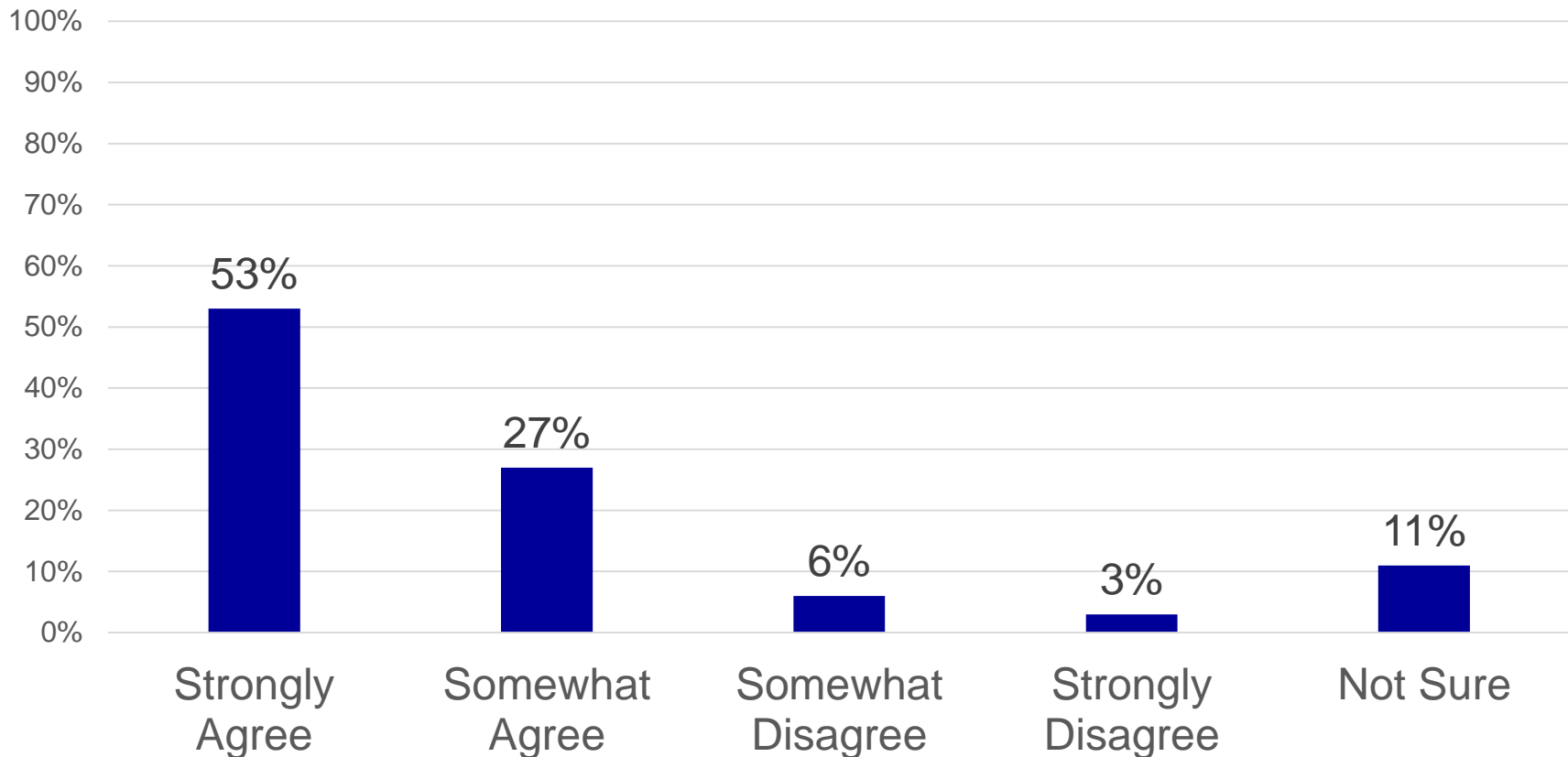
A similar percentage (76% v 79%) agree Christians have a responsibility to assist immigrants even those here illegally

Among Protestant Pastors



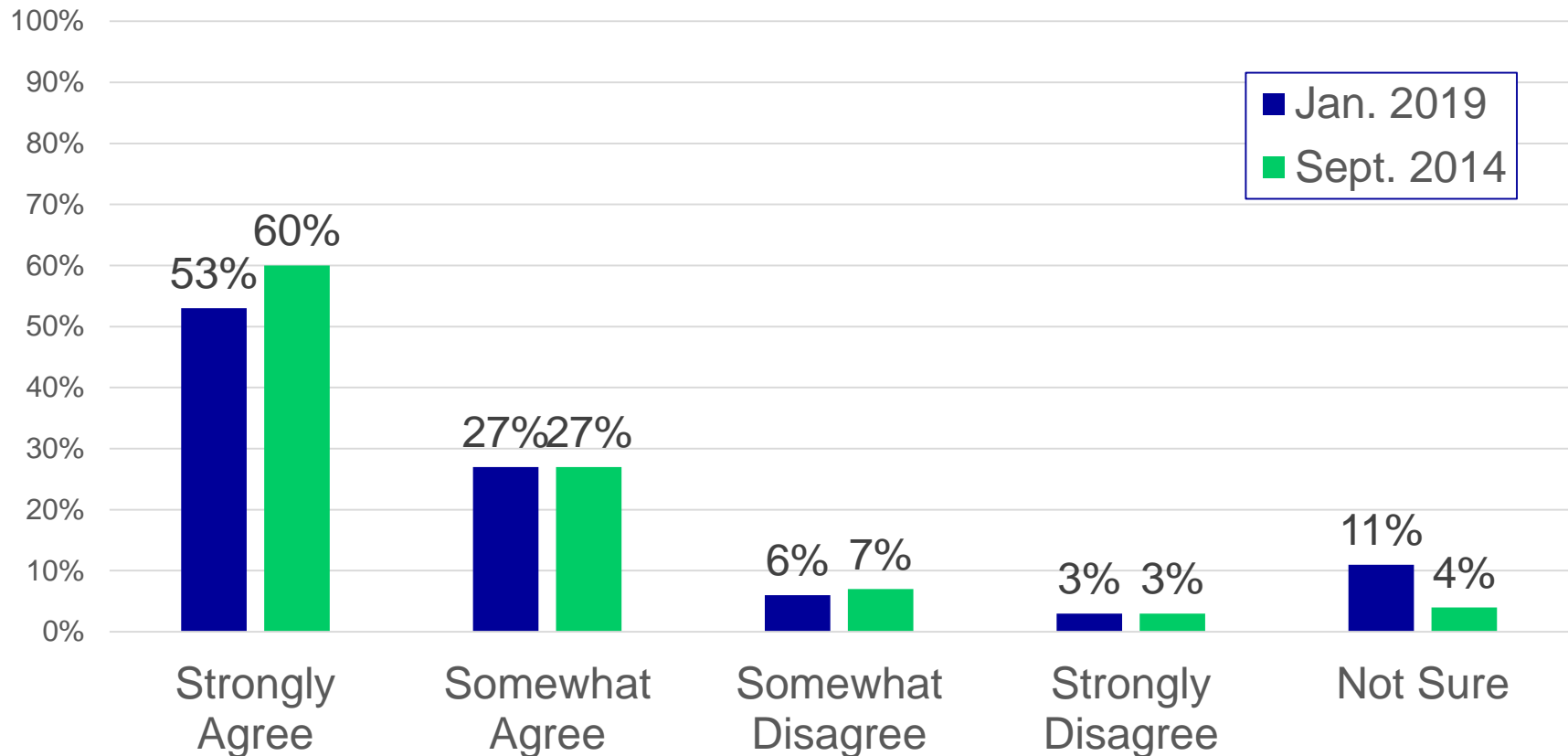
8 out of 10 agree that the U.S. government has the responsibility to stop illegal immigration

Among Protestant Pastors



Fewer pastors agree that the government has the responsibility to stop illegal immigration than in 2014 (80% v. 87%)

Among Protestant Pastors



Significant Differences

Pastor

Ethnicity

Age

Education Level

Self-identified Evangelical/Mainline

Church

Region

Denomination

Average Attendance

Significant Statistical Differences

Comparisons were made to determine if there are any significant statistical differences among the pastor's ethnicity, age, and education, and self-identified Evangelical or Mainline.

Ethnicity	Age	Education	Self-Identified
White	18-44	No College Degree	Evangelical
African-American	45-54	Bachelor's Degree	Mainline
Other Ethnicity	55-64	Master's Degree	
	65+	Doctoral Degree	

Significant Statistical Differences

Comparisons were made to determine if there are any significant statistical differences among the church's region, denomination, and attendance.

Region	Denomination	Attendance
Northeast	Baptist	0-49
South	Lutheran	50-99
Midwest	Methodist	100-249
West	Pentecostal	250+
	Presbyterian/Reformed	
	Holiness	
	Christian/ Church of Christ	

“Currently, our church is personally involved at the local level in assisting immigrants.”

- Pastors with a Master’s degree (31%) and Doctoral degree (36%) are more likely to select “Yes” than those with no college degree (15%)
- Mainline pastors are more likely to select “Yes” than Evangelical pastors (33% v. 26%)
- Lutherans (40%), Methodists (33%), and Presbyterian/Reformed (35%) are more likely to select “Yes” than Baptists (23%)
- Pastors of churches with attendance of 250+ (37%) are more likely to select “Yes” than those with attendance of 0-49 (23%)

“I am in favor of immigration reform that includes a path to citizenship for those who are currently in the country illegally.”

- African-American pastors are the most likely to Agree (91%)
- Pastors age 65+ are the least likely to Agree (62%)
- Pastors with a Master’s degree (72%) are more likely to Agree than those with a Bachelor’s degree (64%)
- Mainline pastors are more likely to Agree than Evangelical pastors (80% v. 66%)
- Methodists (86%) and Presbyterian/Reformed (80%) are more likely to Agree than Baptists (60%), Pentecostals (59%), and Christian/Church of Christ (65%)
- Pastors of churches with attendance of 0-49 (22%) are more likely to Disagree than those with attendance of 50-99 (15%)

“Christians have a responsibility to assist immigrants even if they are in the country illegally.”

- Pastors age 65+ are the least likely to Agree (67%)
- Pastors with a Master’s degree (80%) are more likely to Agree than those with no college degree (67%) or a Bachelor’s degree (72%)
- Evangelical pastors are more likely to Disagree than Mainline pastors (16% v. 10%)
- Pastors in the Northeast (85%) are more likely to Agree than those in the South (74%) and Midwest (74%)
- Presbyterian/Reformed (87%) and Holiness (88%) are more likely to Agree than Baptists (70%), Lutherans (74%), Pentecostals (66%), and Christian/Church of Christ (73%)
- Pastors of churches with attendance of 100-249 (79%) are more likely to Agree than those with attendance of 0-49 (70%)

“The U.S. government has the responsibility to stop illegal immigration.”

- African-American pastors (21%) are more likely to Disagree than White pastors (8%)
- Pastors age 65+ (85%) are more likely to Agree than pastors age 18-44 (75%)
- Pastors with no college degree (87%) or a Bachelor's degree (87%) are more likely to Agree than those with a Master's degree (78%) or a Doctoral degree (74%)
- Evangelical pastors are more likely to Agree than Mainline pastors (87% v. 74%)
- Pastors in the Northeast (15%) and Midwest (12%) are more likely to Disagree than those in the South (5%)
- Baptists (89%) and Pentecostals (94%) are more likely to Agree than Lutherans (74%), Methodists (68%), Presbyterian/Reformed (74%), and Christian/Church of Christ (79%)

Pastors' Views on Immigration

Survey of American Protestant Pastors