


Discipleship Pathway Assessment – Building Relationships

Representative Survey of Protestant
Churchgoers

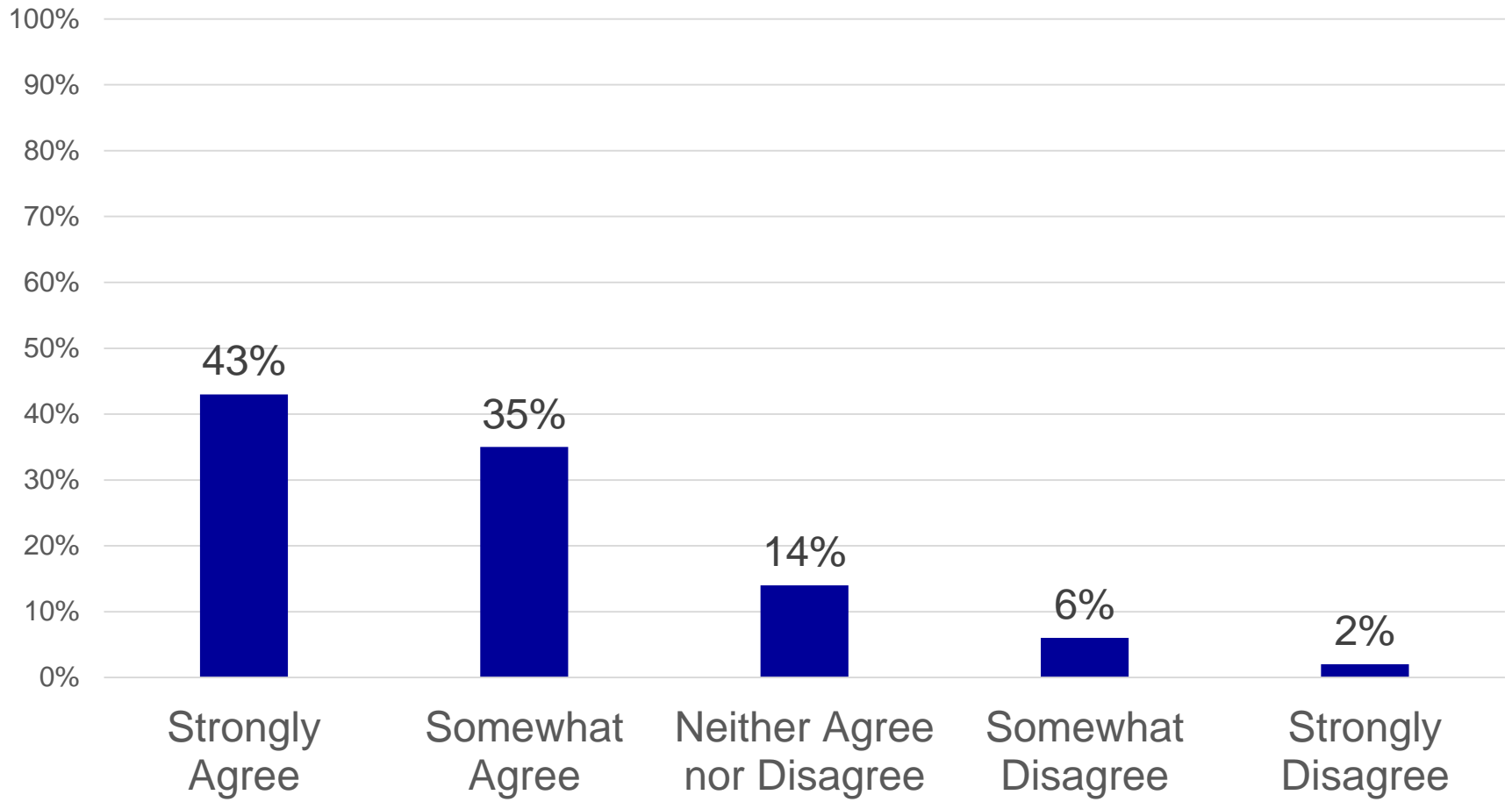
Methodology

- The online survey of 2,500 Protestant churchgoers was conducted January 14–29, 2019
- Respondents were screened to include those who identified as Protestant/non-denominational and attend religious services at least once a month
- Quotas and slight weights were used to balance gender, age, region, ethnicity, income, and denominational affiliation
- The completed sample is 2,500 surveys
- The sample provides 95% confidence that the sampling error does not exceed ±2.0%
- Margins of error are higher in sub-groups

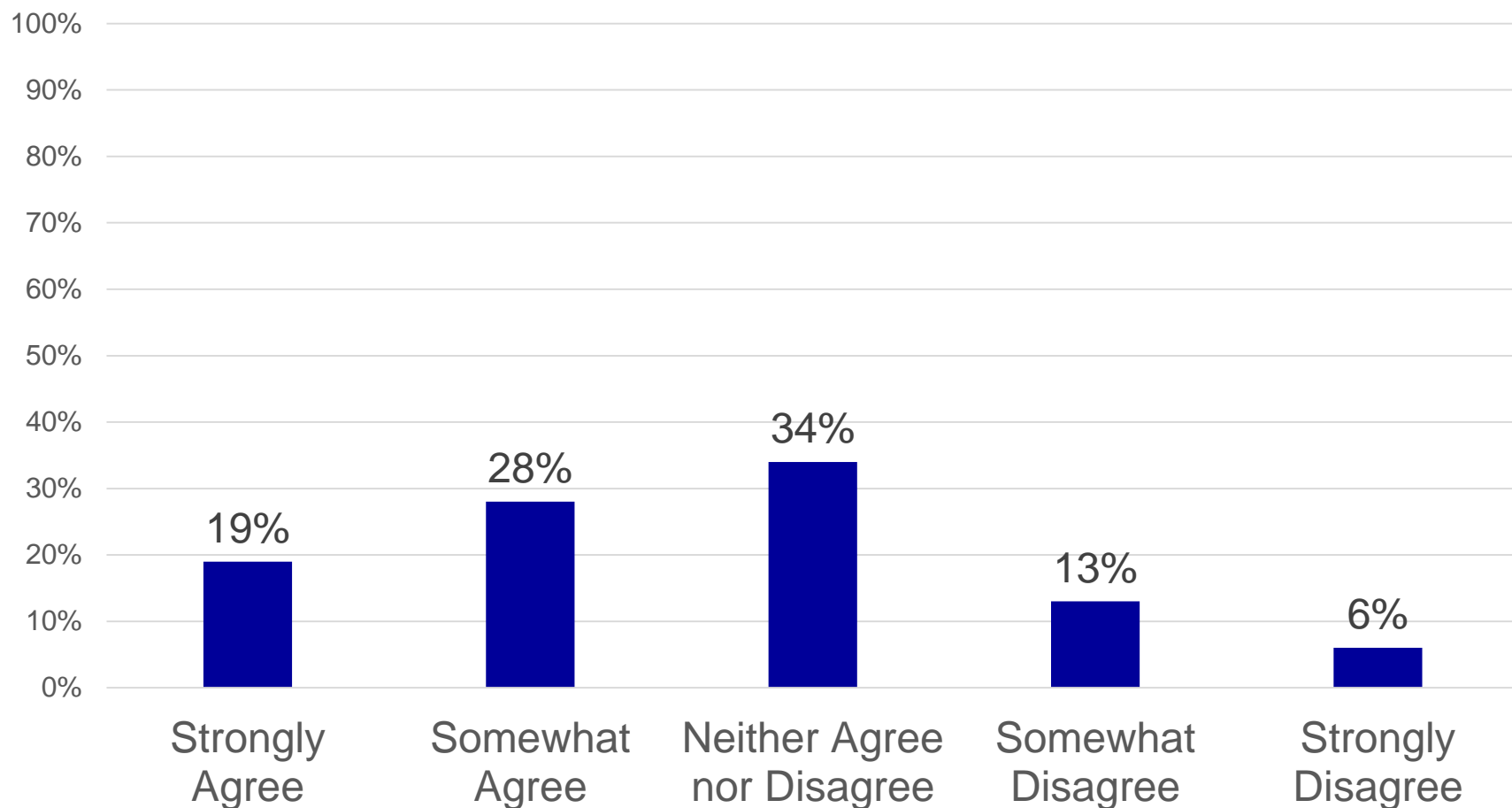
Survey Responses



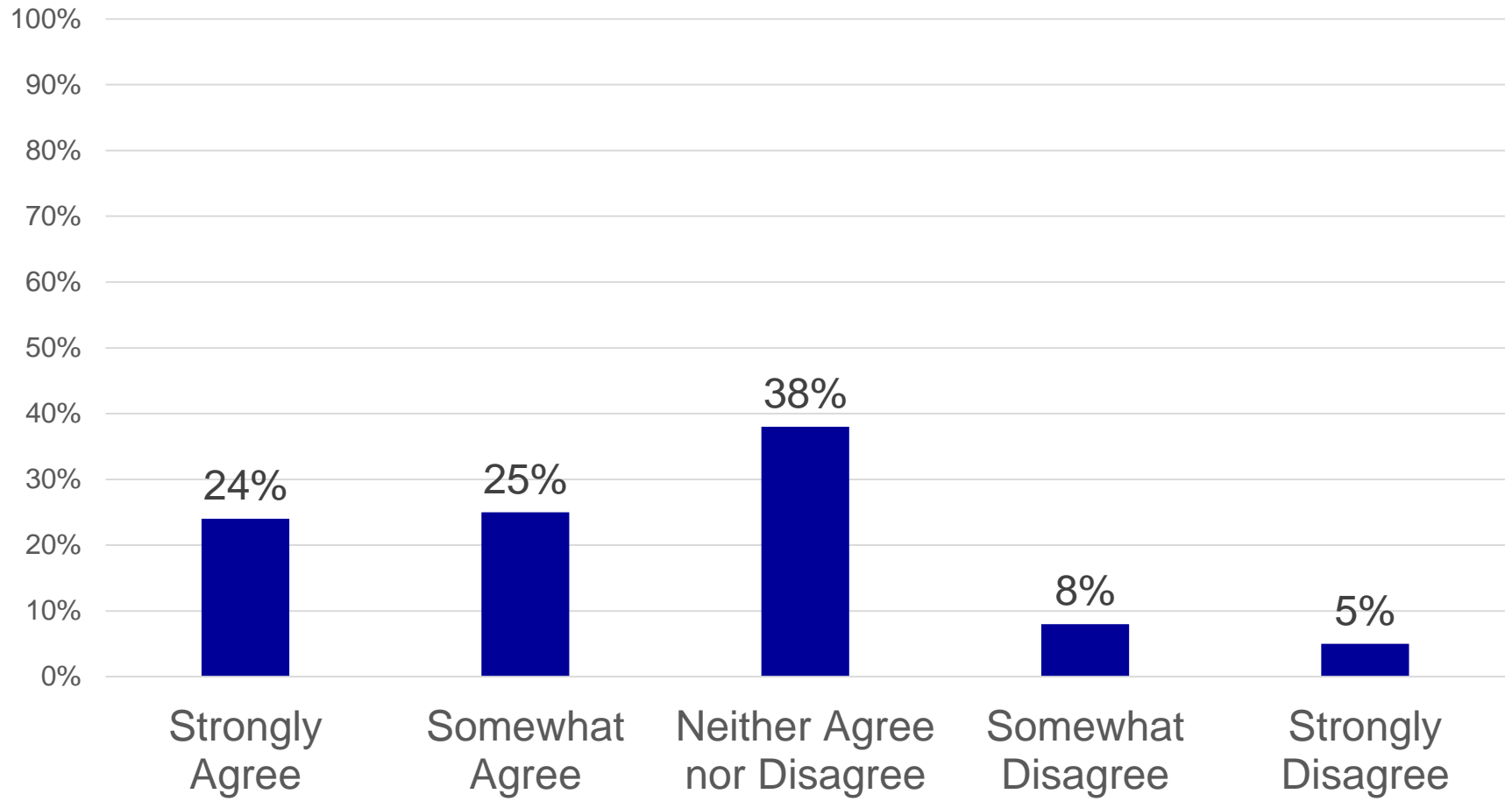
“I have developed significant relationships with people at my church ”



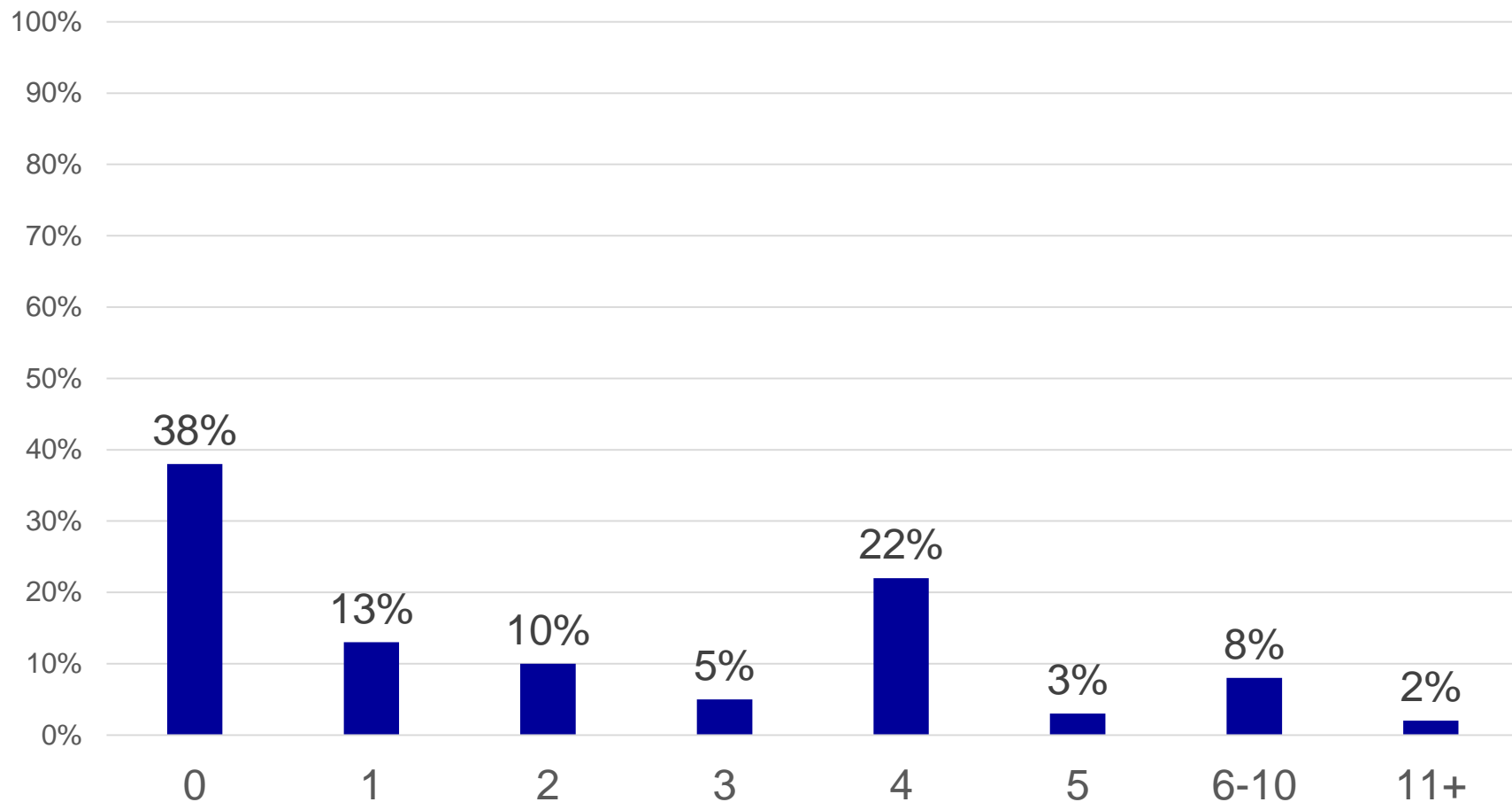
“I intentionally spend time with other believers in order to help them grow in their faith”



“I intentionally try to be a peacemaker at church”



38% do not attend a class or small group in a typical month



Q35_b: "In a typical month, about how many times (if any) do you do each of the following? (If none, enter a zero.) attend small classes or groups for adults from church such as Sunday school, Bible study, small groups, Adult Bible Fellowships, etc"

Significant Differences

Gender

Region

Age

Ethnicity

Education Level

Worship Service Attendance

Religious Tradition (RELTRAD)

Significant Statistical Differences

Comparisons were made to determine if there are any significant statistical differences among gender, region, age, and ethnicity.

Gender	Region	Age	Ethnicity
Male	Northeast	18-34	White
Female	Midwest	35-49	African-American
	South	50-64	Hispanic
	West	65+	Other Ethnicities

Note: Region is defined by US Census locations

Significant Statistical Differences

Comparisons were made to determine if there are any significant statistical differences among education, worship service attendance, and religious tradition.

Education	Worship Service Attendance	Religious Tradition
High School graduate or less	Once a week or more	Evangelical Protestant
Some college	Once or twice a month	Black Protestant
Bachelor's Degree	A few times a year	Mainline Protestant
Graduate Degree	Once a year or less	
Education	Never	

“I have developed significant relationships with people at my church”

- Those age 50-64 (45%) and 65+ (46%) are more likely to Strongly Agree than those age 18-34 (38%)
- Hispanics (50%) are more likely to Strongly Agree than Whites (41%) and Other Ethnicities (35%)
- Those who attend a worship service four times a month or more (47%) are more likely to Strongly Agree than those who attend less than 4 times a month (33%)

“I intentionally spend time with other believers in order to help them grow in their faith”

- Those in the South (22%) are more likely to Strongly Agree than those in the Midwest (16%)
- Those age 65+ are the age group least likely to Strongly Agree (13%)
- Hispanics are the ethnic group most likely to Strongly Agree (32%)
- Those who attend a worship service four times a month or more (21%) are more likely to Strongly Agree than those who attend less than 4 times a month (15%)
- Black Protestants (24%) and Evangelical Protestants (21%) are more likely to Strongly Agree than Mainline Protestants (12%)

“I intentionally try to be a peacemaker at church”

- Those in the South (25%) are more likely to Strongly Agree than those in the Midwest (20%) and West (20%)
- Those age 18-34 (28%) are more likely to Strongly Agree than those age 50-64 (22%) and 65+ (20%)
- Those who are High School Graduates or less (27%) are more likely to Strongly Agree than those with a Bachelor’s degree (21%) or Graduate degree (20%)
- Hispanics (34%) and African-Americans (32%) are more likely to Strongly Agree than Whites (19%)
- Black Protestants (32%) are more likely to Strongly Agree than Evangelical Protestants (24%) who are more likely than Mainline Protestants (16%)

“In a typical month, about how many times (if any) do you attend small classes or groups from church”

- Those in the Midwest (43%) are more likely to indicate 0 times than those in the South (35%)
- Those who are High School Graduates or less (39%) and with a Bachelor's degree (40%) are more likely to indicate 0 times than those with Some college (34%)
- Whites (41%) are more likely to indicate 0 times than African Americans (35%) and Hispanics (26%)
- Those who attend a worship service four times a month or more (33%) are less likely to indicate 0 times than those who attend less than 4 times a month (49%)
- Mainline Protestants (48%) are more likely to indicate 0 times than Black Protestants (36%) and Evangelical Protestants (35%)

Discipleship Pathway Assessment – Building Relationships

Representative Survey of Protestant
Churchgoers