

# Discipleship Pathway Assessment - Unashamed


---

National Survey of Protestant  
Churchgoers

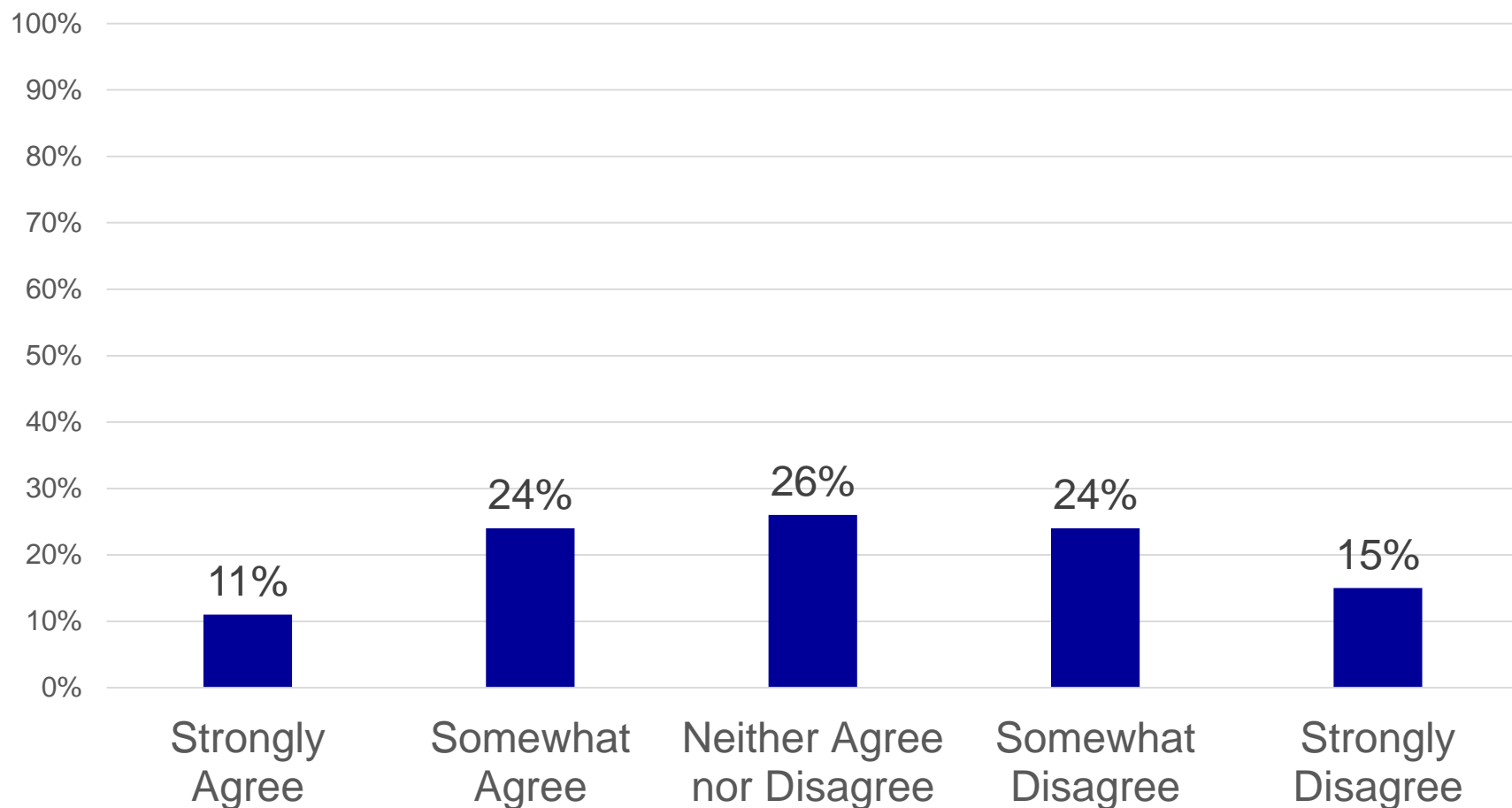
# Methodology

- The online survey of 2,500 Protestant churchgoers was conducted January 14–29, 2019 using a national pre-recruited panel
- Respondents were screened to include those who identified as Protestant/non-denominational and attend religious services at least once a month
- Quotas and slight weights were used to balance gender, age, region, ethnicity, income, and denominational affiliation
- The completed sample is 2,500 surveys
- The sample provides 95% confidence that the sampling error from the panel does not exceed  $\pm 2.0\%$
- Margins of error are higher in sub-groups

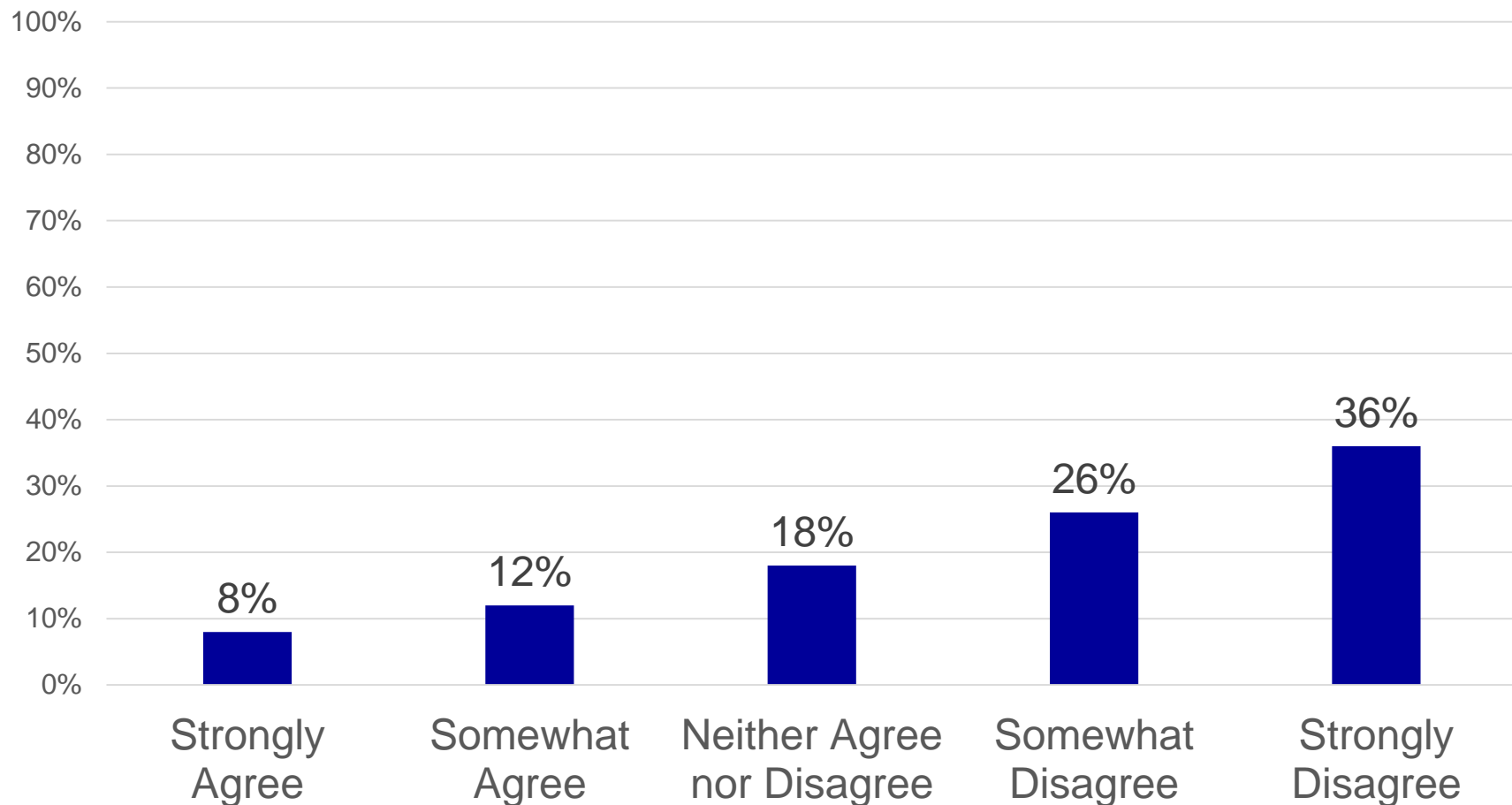
# Survey Responses



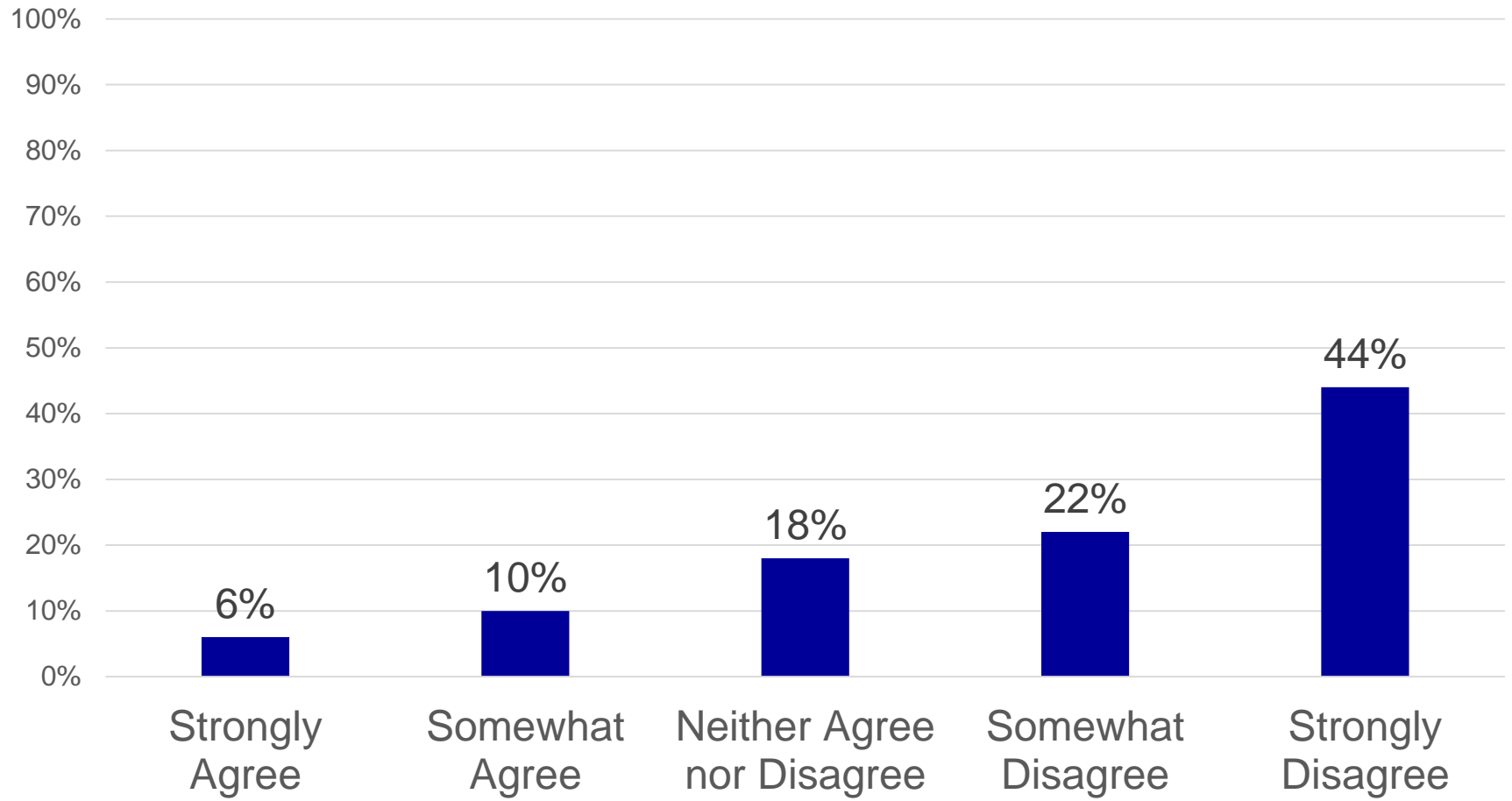
# “Spiritual matters do not tend to come up as a normal part of my daily conversations with other Christians”



# “Many people who know me are not aware I am a Christian”



# “Many aspects of who I am have nothing to do with God”



# Significant Differences

Gender

Region

Age

Ethnicity

Education Level

Worship Service Attendance

Religious Tradition (RELTRAD)

# Significant Statistical Differences

Comparisons were made to determine if there are any significant statistical differences among gender, region, age, and ethnicity.

Gender	Region	Age	Ethnicity
Male	Northeast	18-34	White
Female	Midwest	35-49	African American
	South	50-64	Hispanic
	West	65+	Other Ethnicities

Note: Region is defined by US Census locations



# Significant Statistical Differences

Comparisons were made to determine if there are any significant statistical differences among education, worship service attendance, and religious tradition.

Education	Worship Service Attendance	Religious Tradition
High School graduate or less	Once a week or more	Evangelical Protestant
Some college	Once or twice a month	Black Protestant
Bachelor's Degree	A few times a year	Mainline Protestant
Graduate Degree	Once a year or less	
Education	Never	

# “Spiritual matters do not tend to come up as a normal part of my daily conversations with other Christians”

- Females are more likely to Strongly Disagree than males (17% v. 11%)
- Those in the West (19%) are more likely to Strongly Disagree than those in the Northeast (12%) and Midwest (12%)
- Those 18-34 are the least likely to Strongly Disagree (9%)
- African Americans (18%) and Hispanics (19%) are more likely to Strongly Disagree than Whites (13%)
- Those with Some College (16%) are more likely to Strongly Disagree than those with a Graduate Degree (12%)
- Evangelical Protestants (17%) and Black Protestants (15%) are more likely to Strongly Disagree than Mainline Protestants (7%)

# “Many people who know me are not aware I am a Christian”

- Females are more likely to Strongly Disagree than males (42% v. 27%)
- Those in the South are most likely to Strongly Disagree (40%)
- Those age 50-64 (39%) are more likely to Strongly Disagree than those age 18-34 (31%)
- African Americans are most likely to Strongly Disagree (44%), while Other Ethnicities are least likely to Strongly Disagree (20%)
- Those who are High School Graduates or less (39%) or with Some College (38%) are more likely to Strongly Disagree than those with a Bachelor’s Degree (32%) or Graduate Degree (30%)
- Those who attend a worship service four times a month or more (37%) are more likely to Strongly Disagree than those who attend less than 4 times a month (32%)
- Evangelical Protestants (37%) and Black Protestants (41%) are more likely to Strongly Disagree than Mainline Protestants (26%)

# “Many aspects of who I am have nothing to do with God”

- Females are more likely to Strongly Disagree than males (51% v. 35%)
- Those in the South are most likely to Strongly Disagree (49%)
- Those 18-34 are the least likely to Strongly Disagree (34%)
- African Americans are the most likely to Strongly Disagree (56%)
- Those who are High School Graduates or less (46%) or with Some College (47%) are more likely to Strongly Disagree than those with a Bachelor’s Degree (40%) or Graduate Degree (40%)
- Those who attend a worship service four times a month or more (46%) are more likely to Strongly Disagree than those who attend less than 4 times a month (39%)
- Evangelical Protestants (46%) and Black Protestants (54%) are more likely to Strongly Disagree than Mainline Protestants (29%)

# Discipleship Pathway Assessment - Unashamed

---

National Survey of Protestant  
Churchgoers