


Discipleship Pathway Assessment – Engaging the Bible

National Survey of Protestant
Churchgoers

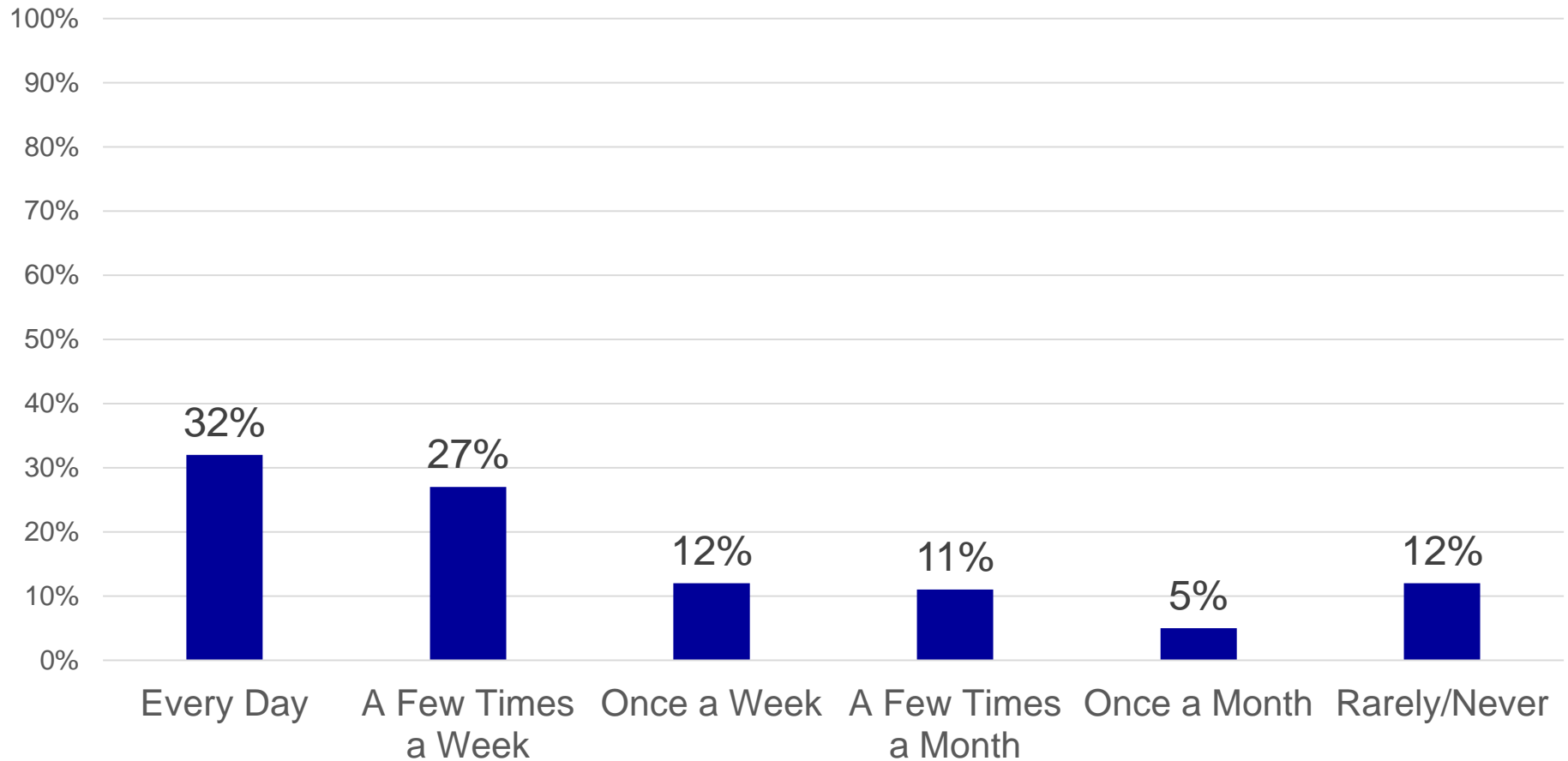
Methodology

- The online survey of 2,500 Protestant churchgoers was conducted January 14–29, 2019 using a national pre-recruited panel
- Respondents were screened to include those who identified as Protestant/non-denominational and attend religious services at least once a month
- Quotas and slight weights were used to balance gender, age, region, ethnicity, income, and denominational affiliation
- The completed sample is 2,500 surveys
- The sample provides 95% confidence that the sampling error from the panel does not exceed $\pm 2.0\%$
- Margins of error are higher in sub-groups

Survey Responses

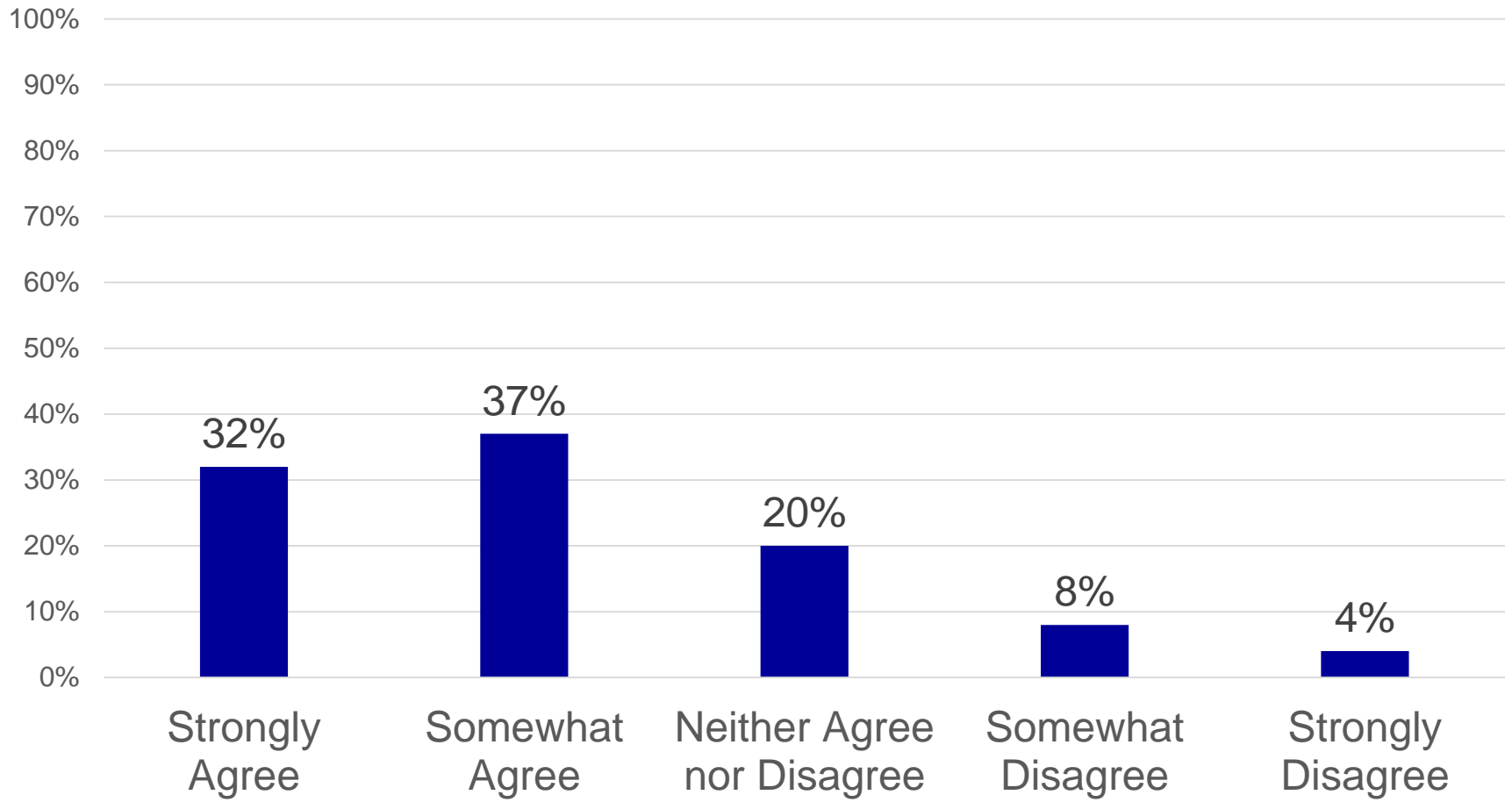


“Read the Bible”

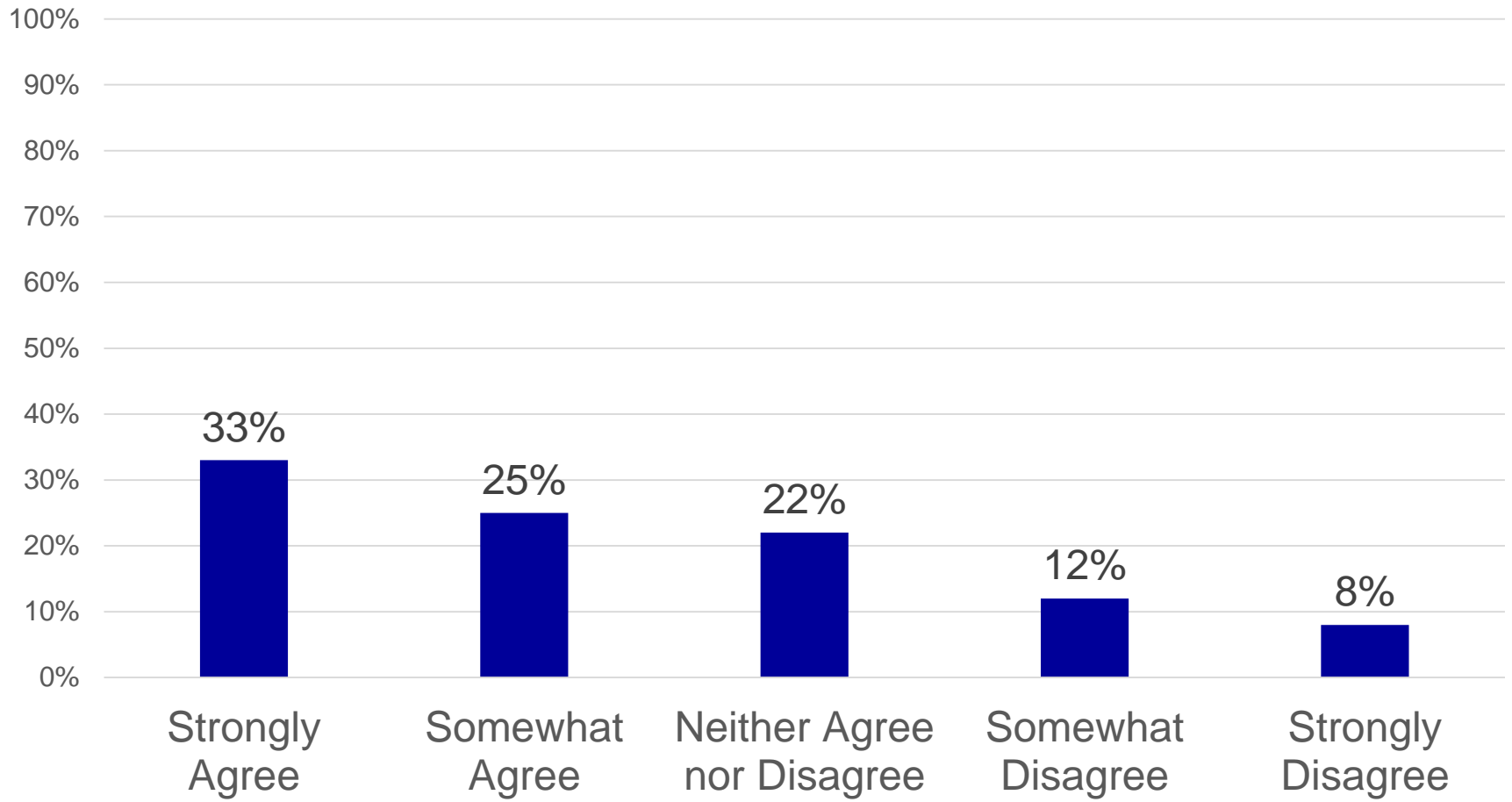


Q33_a: “About how often, if at all, do you personally do each of the following activities? Do not include any times you do these things as part of a church worship service. Read the Bible”

“Throughout the day I find myself thinking about biblical truths”



“If I go several days without reading the Bible I desperately miss the time with God”



Significant Differences

Gender

Region

Age

Ethnicity

Education Level

Worship Service Attendance

Religious Tradition (RELTRAD)

Significant Statistical Differences

Comparisons were made to determine if there are any significant statistical differences among gender, region, age, and ethnicity.

Gender	Region	Age	Ethnicity
Male	Northeast	18-34	White
Female	Midwest	35-49	African American
	South	50-64	Hispanic
	West	65+	Other Ethnicities

Note: Region is defined by US Census locations

Significant Statistical Differences

Comparisons were made to determine if there are any significant statistical differences among education, worship service attendance, and religious tradition.

Education	Worship Service Attendance	Religious Tradition
High School graduate or less	Once a week or more	Evangelical Protestant
Some college	Once or twice a month	Black Protestant
Bachelor's Degree	A few times a year	Mainline Protestant
Graduate Degree	Once a year or less	
Education	Never	

“Read the Bible”

- Those in the West (37%) are more likely to select "Every Day" than those in the Midwest (31%) and South (31%)
- Those 50-64 (35%) are more likely to select "Every Day" than those 18-34 (30%) and 35-49 (30%)
- Hispanics are the most likely to select "Every Day" (40%)
- Those who attend a worship service four times a month or more (34%) are more likely to select "Every Day" than those who attend less than 4 times a month (27%)
- Evangelical Protestants (36%) and Black Protestants (30%) are more likely to select "Every Day" than Mainline Protestants (20%)

“Throughout the day I find myself thinking about biblical truths”

- Females are more likely to Strongly Agree than males (33% v. 29%)
- Those in the South (35%) and West (34%) are more likely to Strongly Agree than those in the Midwest (24%)
- Those 65+ are the least likely to Strongly Agree (27%)
- Hispanics are the most likely to Strongly Agree (52%)
- Those who are High School graduates or less (35%) or with some college (33%) are more likely to Strongly Agree than those with a Graduate Degree (27%)
- Those who attend a worship service four times a month or more (33%) are more likely to Strongly Agree than those who attend less than 4 times a month (27%)
- Evangelical Protestants (35%) and Black Protestants (33%) are more likely to Strongly Agree than Mainline Protestants (18%)

“If I go several days without reading the Bible I desperately miss the time with God”

- Females are more likely to Strongly Agree than males (36% v. 30%)
- Those in the South (36%) and West (34%) are more likely to Strongly Agree than those in the Northeast (26%)
- Those 65+ are the least likely to Strongly Agree (27%)
- Hispanics (44%) are more likely to Strongly Agree than Whites (31%) and African Americans (36%)
- Those who are High School graduates or less are the most likely to Strongly Agree (41%)
- Those who attend a worship service four times a month or more (35%) are more likely to Strongly Agree than those who attend less than 4 times a month (29%)
- Evangelical Protestants (38%) and Black Protestants (33%) are more likely to Strongly Agree than Mainline Protestants (19%)

Discipleship Pathway Assessment – Engaging the Bible

National Survey of Protestant
Churchgoers