


Need for Other Christians

National Survey of Protestant
Churchgoers

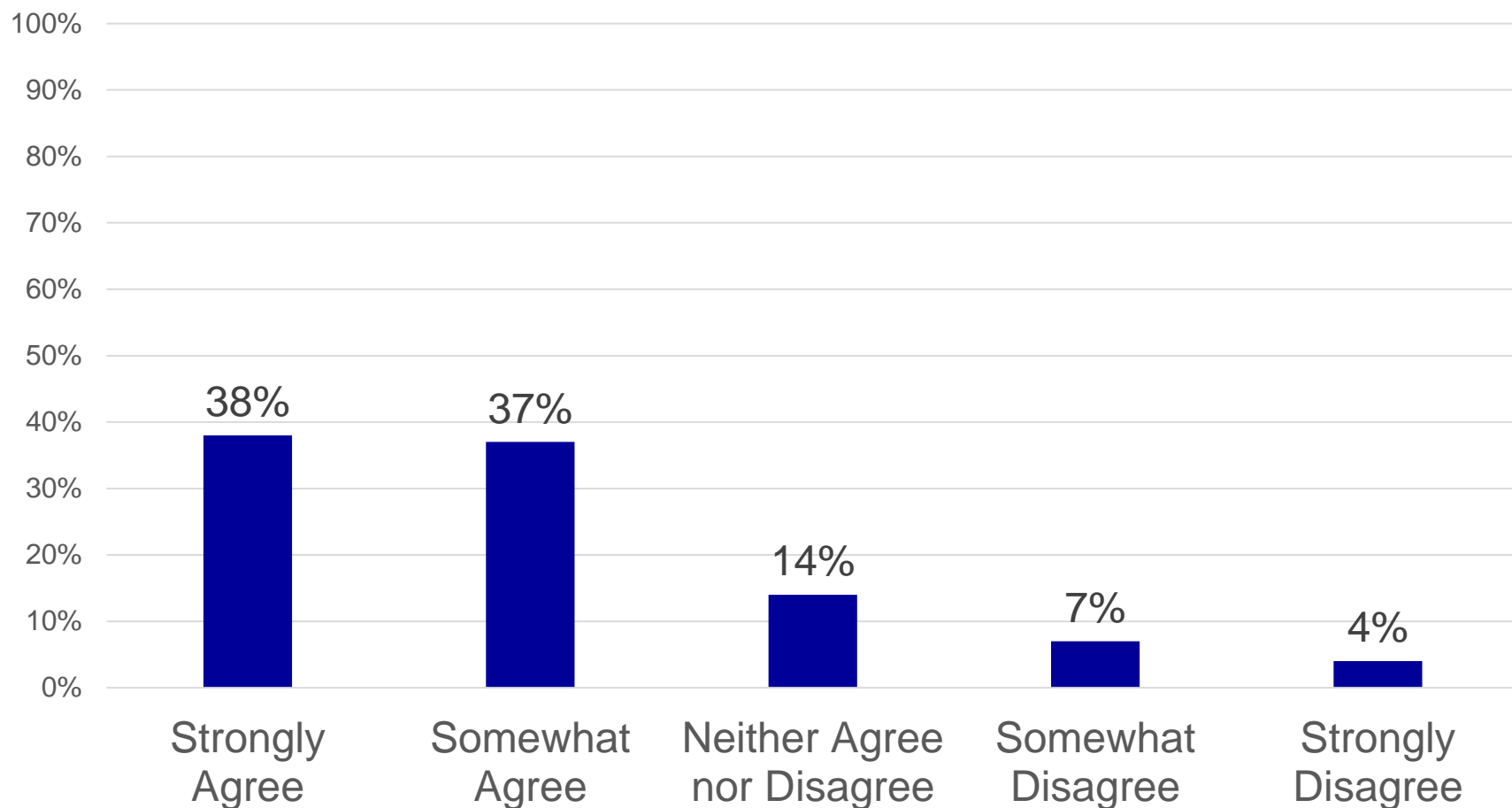
Methodology

- The online survey of 2,500 Protestant churchgoers was conducted January 14–29, 2019 using a national pre-recruited panel
- Respondents were screened to include those who identified as Protestant/non-denominational and attend religious services at least once a month
- Quotas and slight weights were used to balance gender, age, region, ethnicity, income, and denominational affiliation
- The completed sample is 2,500 surveys
- The sample provides 95% confidence that the sampling error from the panel does not exceed $\pm 2.0\%$
- Margins of error are higher in sub-groups

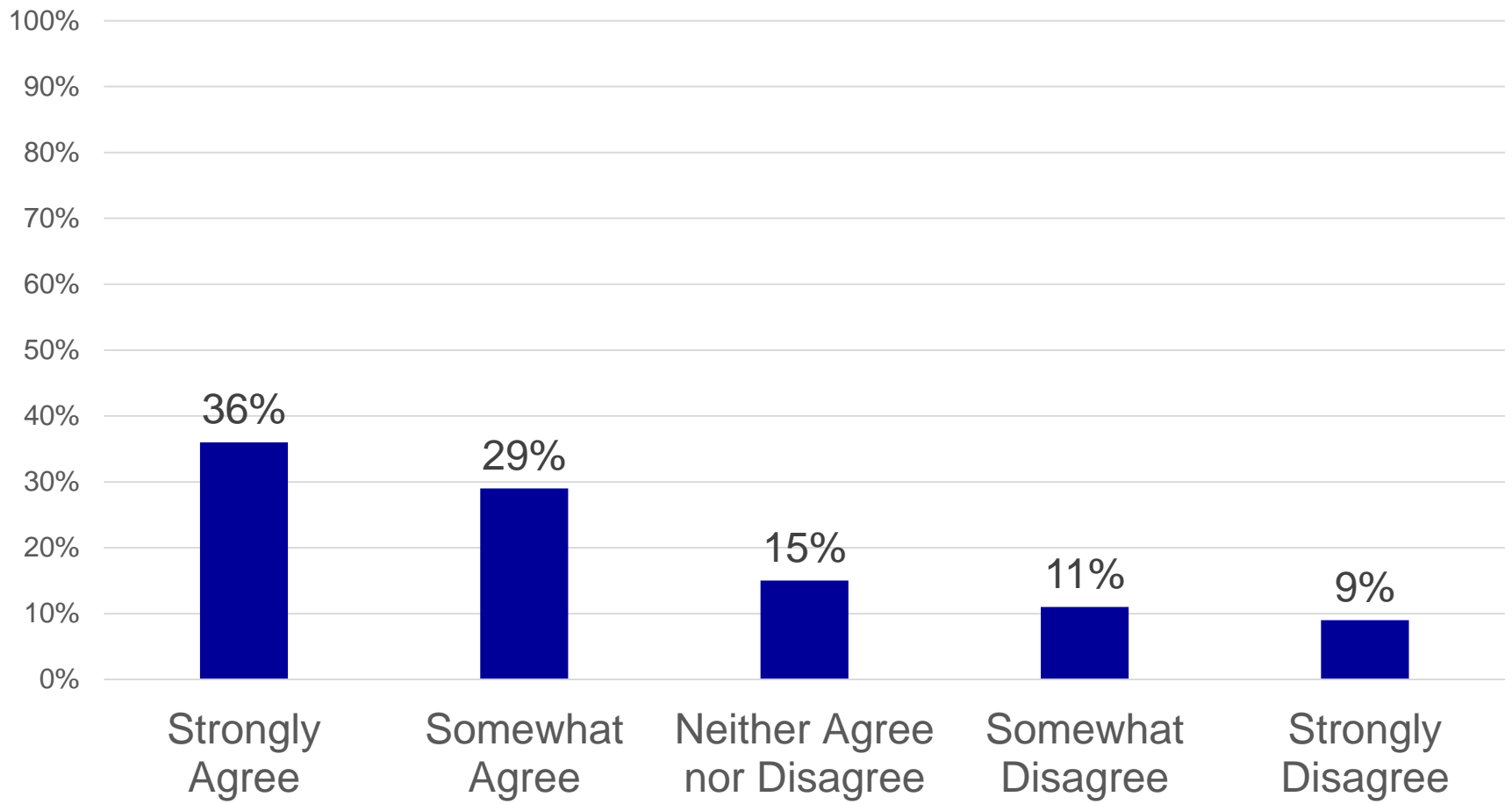
Survey Responses



“I need other believers to help me to grow in my walk with God”



“I can walk with God without other believers”



Significant Statistical Differences

Comparisons were made to determine if there are any significant statistical differences among gender, region, age, and ethnicity.

Gender	Region	Age	Ethnicity
Male	Northeast	18-34	White
Female	Midwest	35-49	African-American
	South	50-64	Hispanic
	West	65+	Other Ethnicities

Note: Region is defined by US Census locations

Significant Statistical Differences

Comparisons were made to determine if there are any significant statistical differences among education, worship service attendance, and religious tradition.

Education	Worship Service Attendance	Religious Tradition
High School graduate or less	Once a week or more	Evangelical Protestant
Some college	Once or twice a month	Black Protestant
Bachelor's Degree	A few times a year	Mainline Protestant
Graduate Degree	Once a year or less	
Education	Never	

“I need other believers to help me to grow in my walk with God”

- Those in the South (41%) are more likely to Strongly Agree than those in the Northeast (33%) and Midwest (35%)
- Those age 18-34 (41%) and 35-49 (40%) are more likely to Strongly Agree than those age 65+ (34%)
- Those who are High School Graduates or less (43%) are more likely to Strongly Agree than those with Some College (36%) or a Graduate degree (36%)
- Evangelical Protestants (42%) and Black Protestants (37%) are more likely to Strongly Agree than Mainline Protestants (28%)

“I can walk with God without other believers”

- Females are more likely to Strongly Agree than males (38% v. 33%)
- Those in the South are the most likely to Strongly Agree (39%)
- Those age 65+ are the least likely to Strongly Agree (30%)
- African-Americans are the most likely to Strongly Agree (50%)
- Those who are High School Graduates or less are the most likely to Strongly Agree (44%)
- Black Protestants (57%) are more likely to Strongly Agree than Evangelical Protestants (33%) and Mainline Protestants (34%)

Need for Other Christians

National Survey of Protestant
Churchgoers