


Pastors' Views on 2020 Presidential Election

Survey of American Protestant Pastors

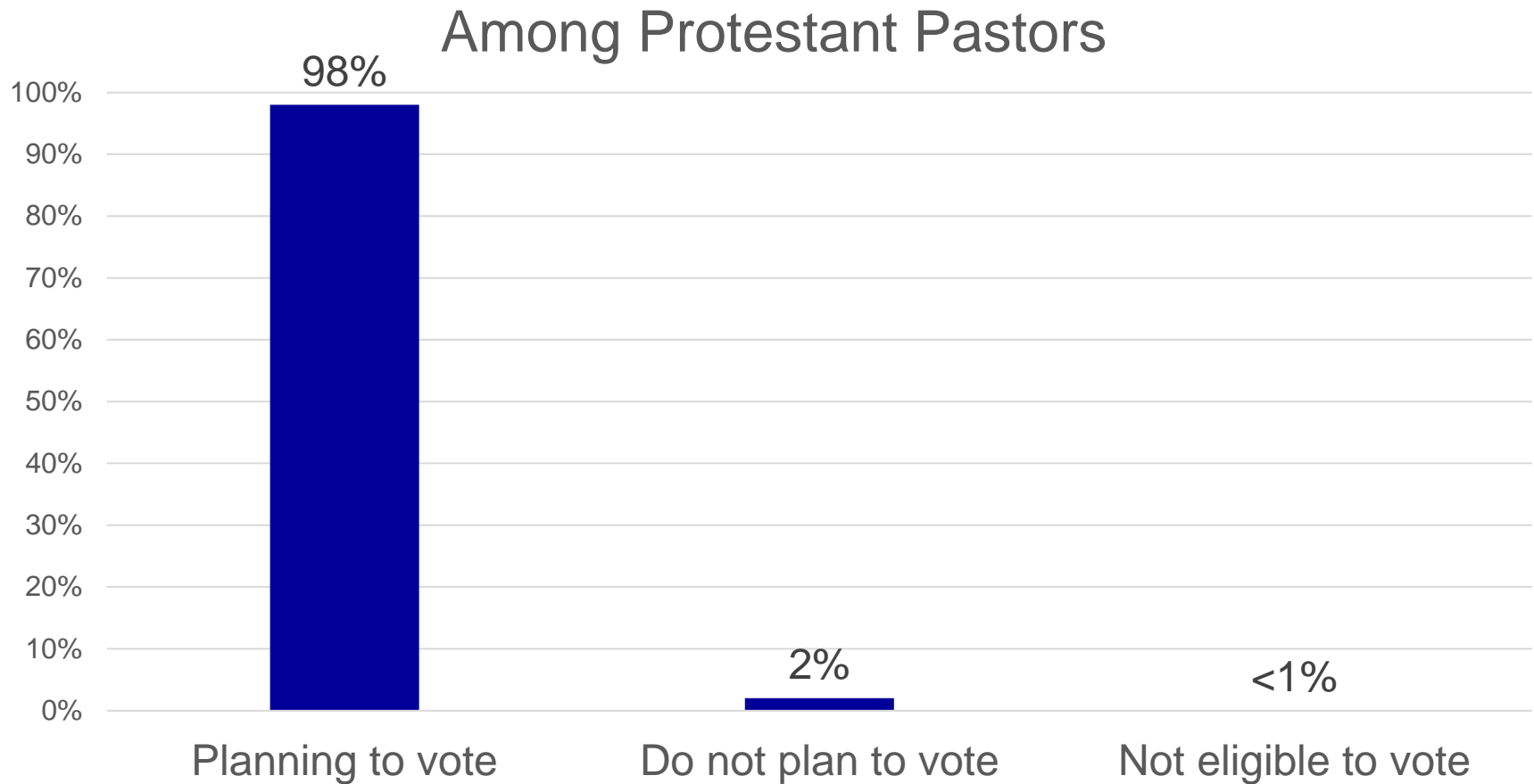
Methodology

- The mixed mode survey of 1,000 Protestant pastors was conducted September 2–October 1, 2020 using both phone and online interviews
- Phone: The calling list was a stratified random sample, drawn from a list of all Protestant churches. Quotas were used for church size
- Online: Invitations were emailed to the LifeWay Research Pastor Panel followed by three reminders. This probability sample of Protestant churches was created by phone recruiting by LifeWay Research using random samples selected from all Protestant churches. Pastors who agree to be contacted by email for future surveys make up this LifeWay Research Pastor Panel.
- Each survey was completed by the senior or sole pastor or a minister at the church
- Responses were weighted by region and church size to more accurately reflect the population
- The completed sample is 1,007 surveys (502 by phone, 505 online)
- The sample provides 95% confidence that the sampling error does not exceed $\pm 3.4\%$ This margin of error accounts for the effect of weighting
- Margins of error are higher in sub-groups

Survey Responses

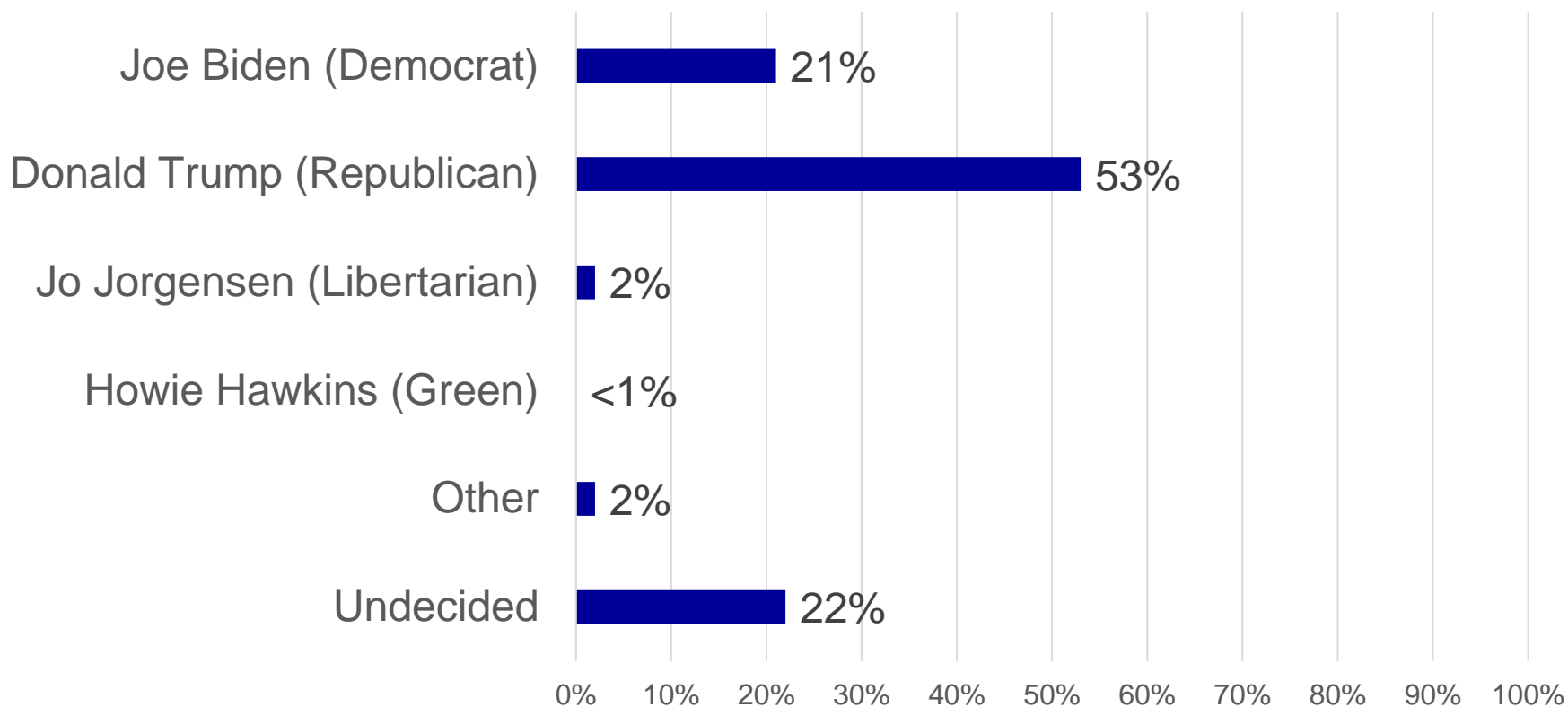


2% of pastors do not plan to vote



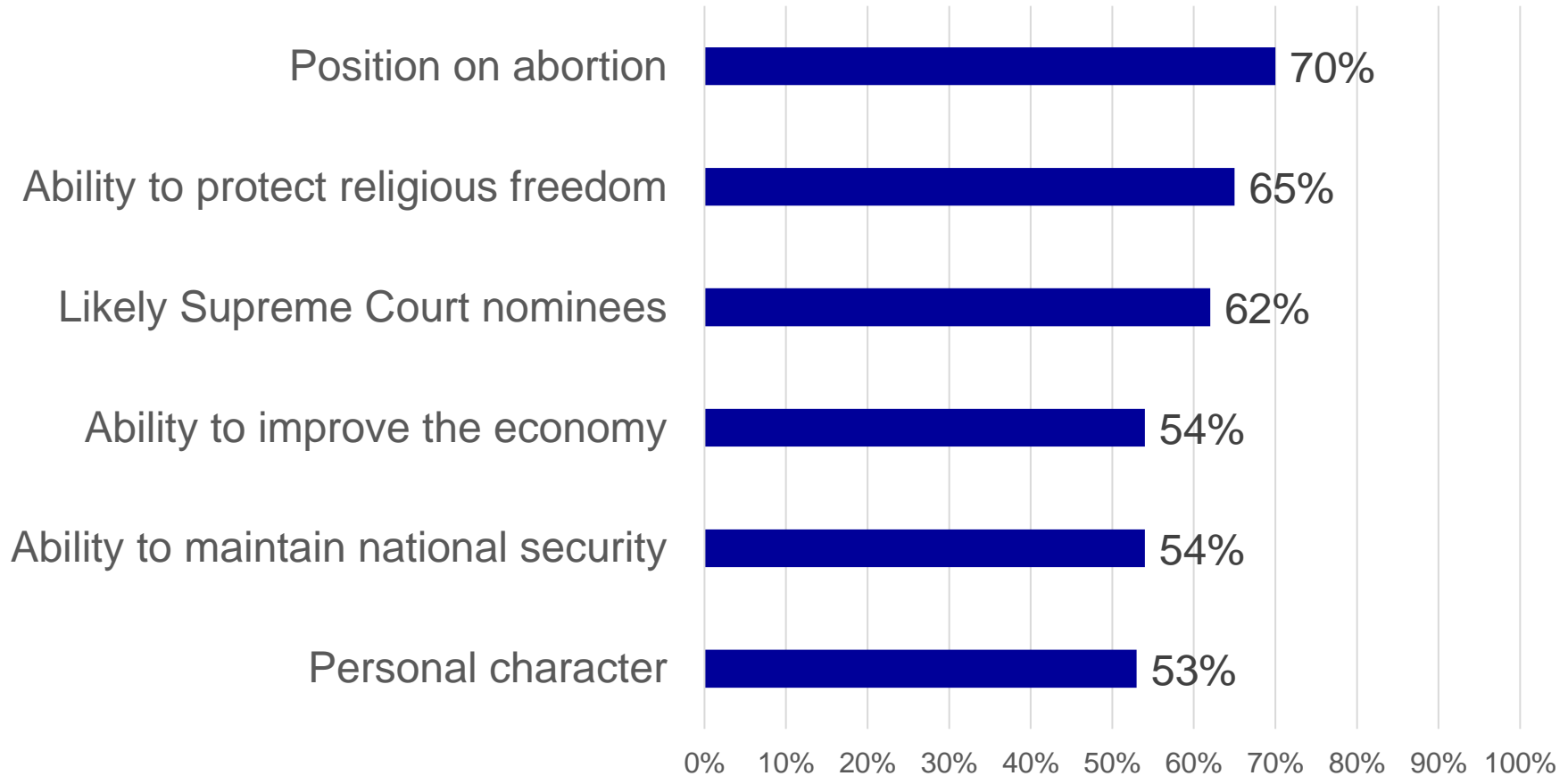
53% of pastors plan to vote for Trump; 22% are undecided

Among Protestant Pastors likely to vote



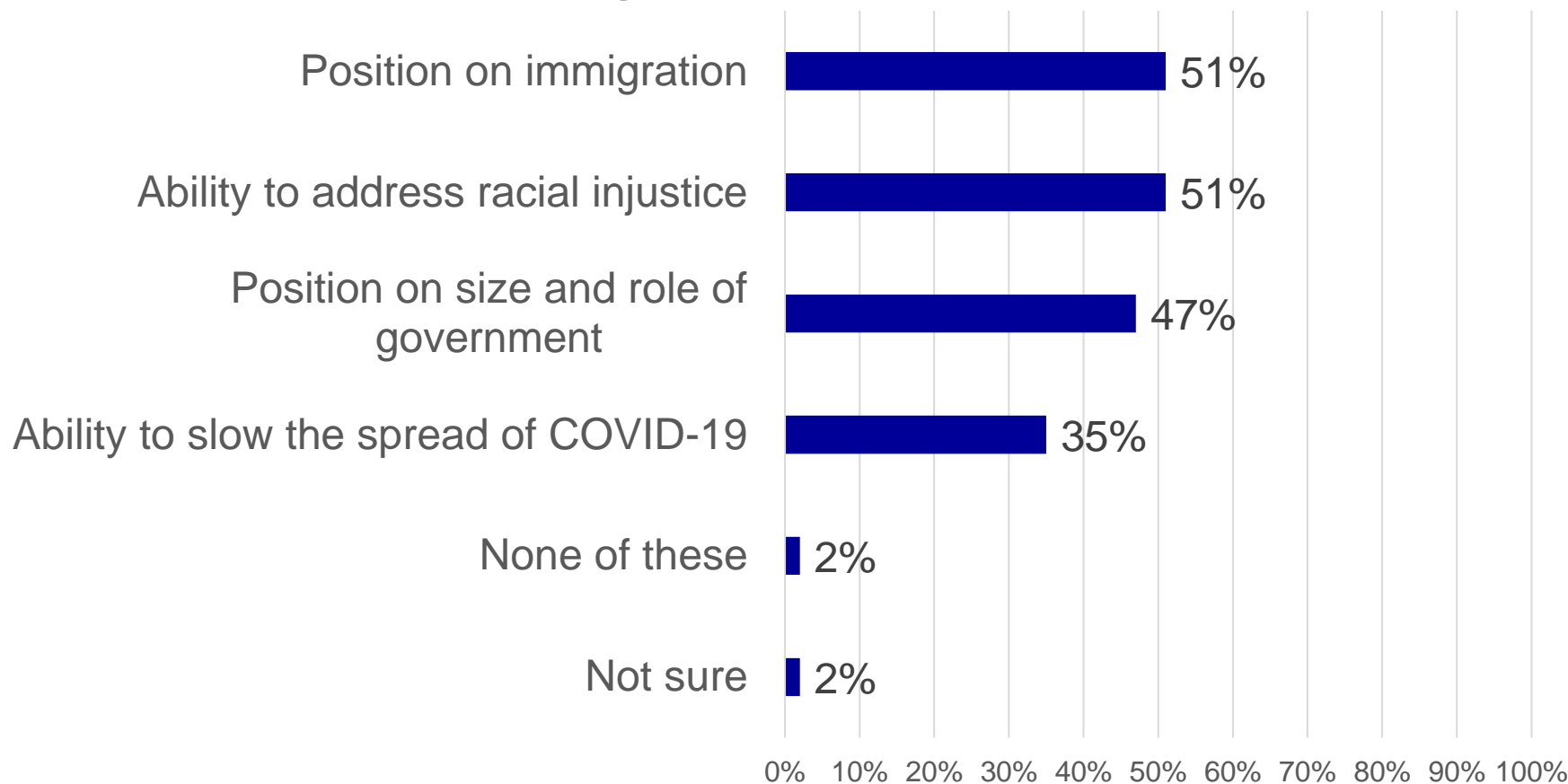
“In this presidential election, which characteristics of the candidates are important to you in deciding how to cast your vote?”

Among Protestant Pastors



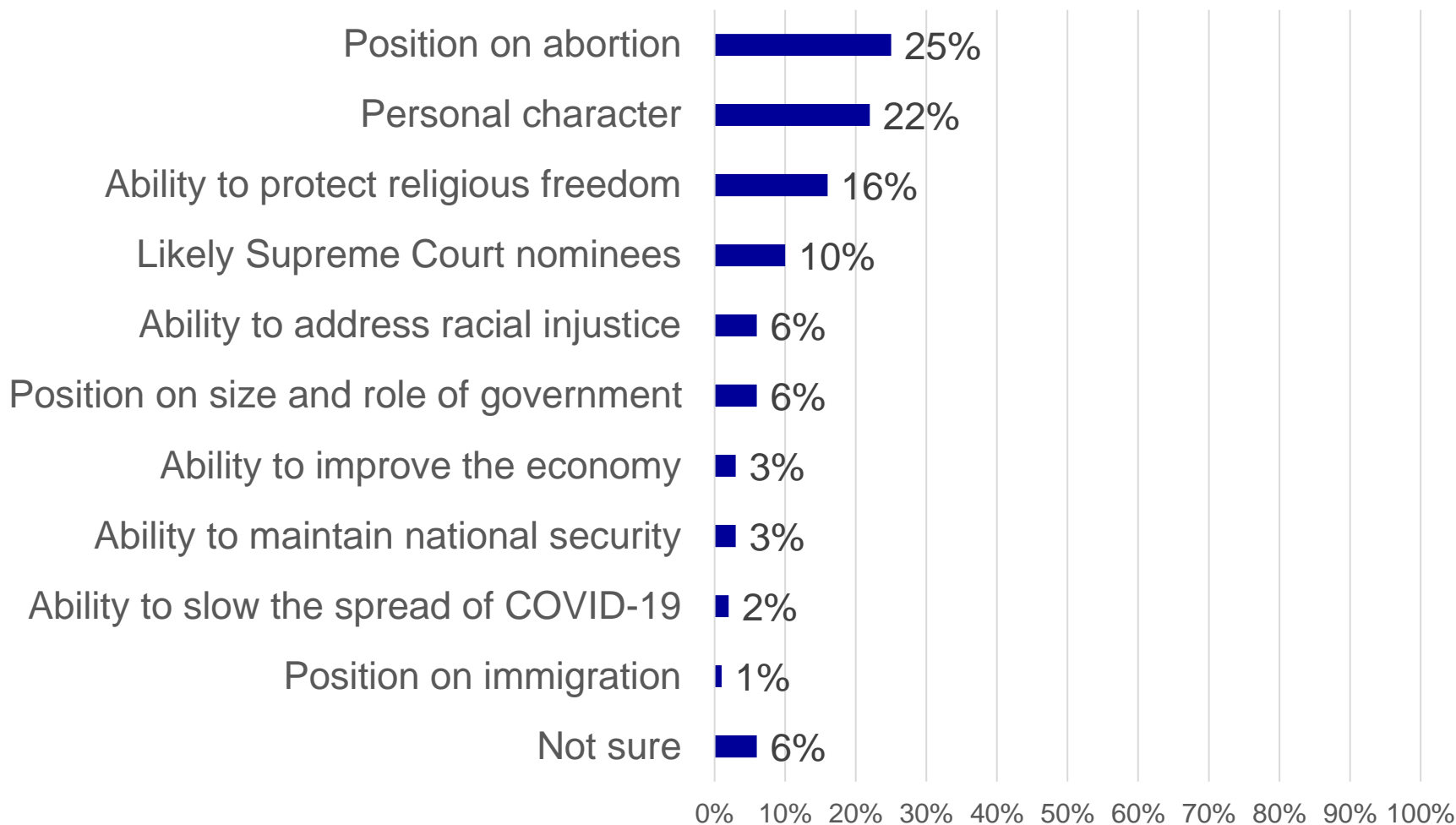
“In this presidential election, which characteristics of the candidates are important to you in deciding how to cast your vote?” (continued)

Among Protestant Pastors



Position on abortion and personal character are the most important characteristics of a candidate

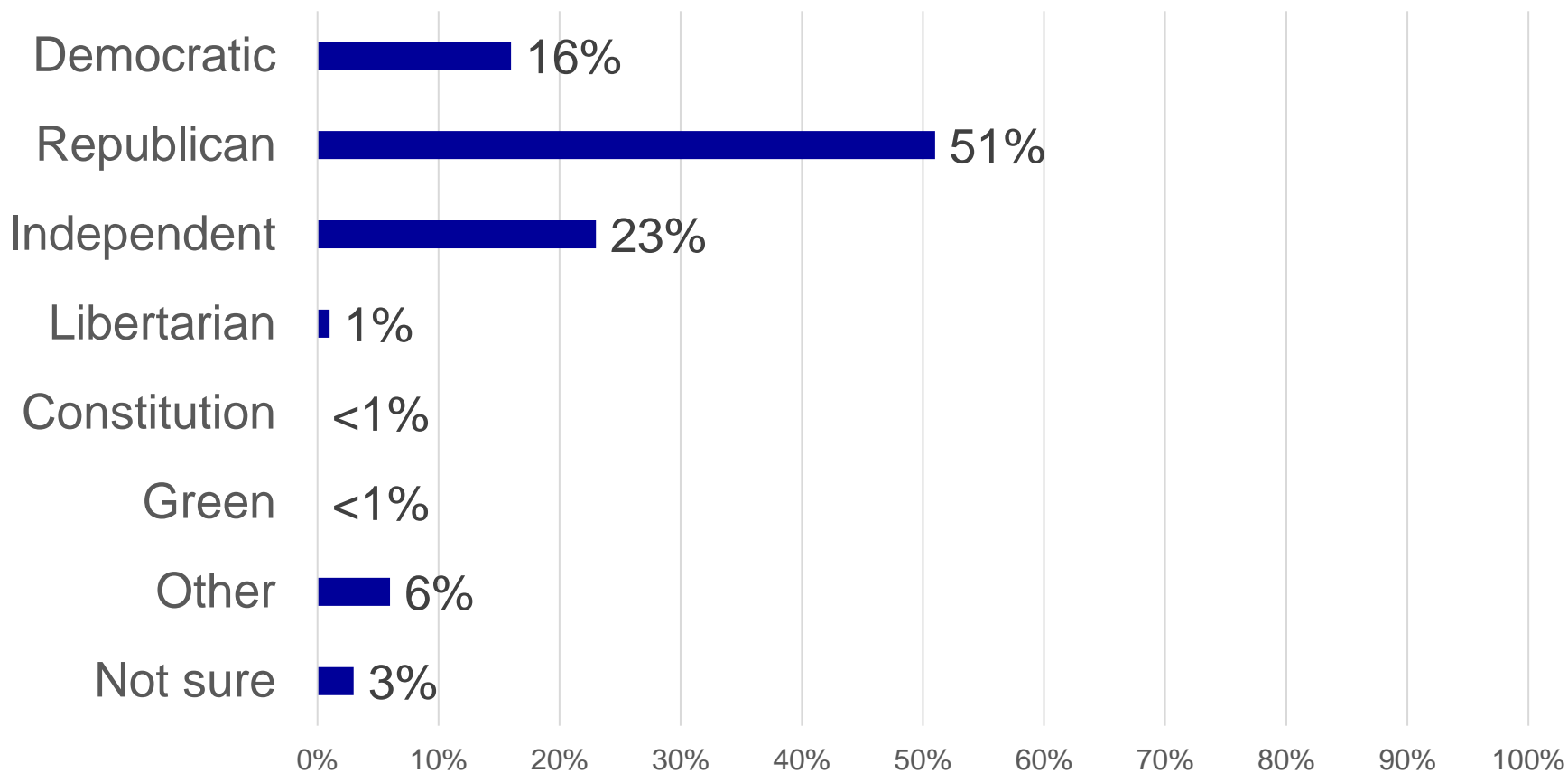
Among Protestant Pastors



Q: "In this presidential election, which one characteristic of the candidates is **most** important to you in deciding how to cast your vote?
(Select One)" *n*=966

51% consider themselves Republicans while 23% are Independent

Among Protestant Pastors



Significant Differences

Pastor

Ethnicity

Age

Gender

Education Level

Self-identified Evangelical/Mainline

Political Party

Presidential Candidate

Church

Region

Denomination

Average Attendance

Significant Statistical Differences

Comparisons were made to determine if there are any significant statistical differences among the pastor's ethnicity, age, gender, education, self-identified Evangelical or Mainline.

Ethnicity	Age	Gender	Education	Self-Identified
White	18-44	Male	No College Degree	Evangelical
African American	45-54	Female	Bachelor's Degree	Mainline
Other Ethnicity	55-64		Master's Degree	
	65+		Doctoral Degree	

Significant Statistical Differences

Comparisons were made to determine if there are any significant statistical differences among the church's region, denomination, and attendance.

Region	Denominational Group	Attendance
Northeast	Baptist	0-49
South	Lutheran	50-99
Midwest	Methodist	100-249
West	Pentecostal	250+
	Presbyterian/Reformed	
	Christian/ Church of Christ	

Significant Statistical Differences

Comparisons were made to determine if there are any significant statistical differences among presidential candidate and political party.

Candidate	Political Party
Joe Biden (Democrat)	Democratic
Donald Trump (Republican)	Republican
Other	Independent
Undecided	Other

“In the 2020 presidential election, for whom do you plan to vote?”

- African American pastors are the most likely to select “Joe Biden” (61%) and the least likely to select “Donald Trump” (6%)
- Pastors age 18-44 are the least likely to select “Donald Trump” (41%)
- Male pastors are more likely to select “Donald Trump” than females (57% v. 11%)
- Pastors with no college degree (71%) or a Bachelor’s Degree (66%) are more likely to select “Donald Trump” than those with a Master’s degree (46%) or a Doctoral Degree (50%)
- Evangelical pastors are more likely to select “Donald Trump” than Mainline pastors (68% v. 20%)
- Pastors in the Northeast (28%) are more likely to select “Joe Biden” than those in the Midwest (19%)
- Baptists (67%) and Pentecostals (70%) are more likely to select “Donald Trump” than Lutherans (43%), Methodists (22%), and Presbyterian/Reformed (24%), and Christian/Church of Christ (49%)
- Democrats are the most likely to select “Joe Biden” (85%)
- Republicans are the most likely to select “Donald Trump” (81%)

“In this presidential election, which characteristics of the candidates are important to you in deciding how to cast your vote?”

Position on abortion

- White pastors (70%) are more likely to select than African American pastors (58%)
- Male pastors are more likely to select than females (72% v. 39%)
- Pastors with no college degree (84%) or a Bachelor's degree (78%) are more likely to select than those with a Master's degree (64%) or a Doctoral degree (69%)
- Evangelical pastors are more likely to select than Mainline pastors (82% v. 38%)
- Baptists (84%) and Pentecostals (79%) are more likely to select than Lutherans (57%), Methodists (43%), and Presbyterian/Reformed (52%)
- Republican are the most likely to select (87%)
- Pastors voting for Donald Trump are the most likely to select (91%)

“In this presidential election, which characteristics of the candidates are important to you in deciding how to cast your vote?”

Position on immigration

- Pastors age 65+ are the most likely to select (61%)
- Pentecostals (54%) and Presbyterian/Reformed (54%) are more likely to select than Christian/Church of Christ (37%)
- Democrats are the most likely to select (66%)
- Pastors voting for Joe Biden are the most likely to select (66%)

“In this presidential election, which characteristics of the candidates are important to you in deciding how to cast your vote?”

Position on size and role of government

- Male pastors are more likely to select than females (48% v. 30%)
- Pastors with no college degree (58%) are more likely to select than those with a Master’s degree (44%) or a Doctoral degree (45%)
- Evangelical pastors are more likely to select than Mainline pastors (52% v. 36%)
- Baptists (54%) and Pentecostals (51%) are more likely to select than Lutherans (34%)
- Pastors of churches with attendance of 100-249 (52%) are more likely to select than those with attendance of 0-49 (42%) and 250+ (43%)
- Republicans (55%) are more likely to select than Democrats (34%) and Independents (43%)
- Pastors voting for Donald Trump (60%) or Other (56%) are more likely to select than those voting for Joe Biden (30%) or Undecided (37%)

“In this presidential election, which characteristics of the candidates are important to you in deciding how to cast your vote?”

Ability to protect religious freedom

- Male pastors are more likely to select than females (67% v. 43%)
- Pastors with no college degree (81%) are more likely to select than those with a Master’s degree (59%) or a Doctoral degree (65%)
- Evangelical pastors are more likely to select than Mainline pastors (72% v. 41%)
- Baptists (74%) and Pentecostals (78%) are more likely to select than Lutherans (61%), Methodists (47%), and Presbyterian/Reformed (43%)
- Pastors of churches with attendance of 100-249 (70%) are more likely to select than those with attendance of 0-49 (58%)
- Republicans are the most likely to select (78%)
- Pastors voting for Donald Trump are the most likely to select (84%)
- Pastors voting for Joe Biden are the least likely to select (33%)

“In this presidential election, which characteristics of the candidates are important to you in deciding how to cast your vote?”

Ability to improve the economy

- Pastors age 18-44 are the least likely to select (43%)
- Pastors with no college degree (66%) are more likely to select than those with a Master’s degree (52%) or a Doctoral degree (51%)
- Baptists (57%) are more likely to select than Lutherans (46%)
- Republicans are the most likely to select (62%)
- Pastors voting for Donald Trump are the most likely to select (64%)

“In this presidential election, which characteristics of the candidates are important to you in deciding how to cast your vote?”

Ability to maintain national security

- Pastors age 18-44 are the least likely to select (40%)
- Male pastors are more likely to select than females (54% v. 43%)
- Pastors with no college degree (66%) are more likely to select than those with a Master’s degree (51%) or a Doctoral degree (51%)
- Evangelical pastors are more likely to select than Mainline pastors (58% v. 47%)
- Baptists (59%) and Pentecostals (62%) are more likely to select than Lutherans (46%), Methodists (44%), Presbyterian/Reformed (41%), and Christian/Church of Christ (45%)
- Pastors of churches with attendance of 100-249 (58%) are more likely to select than those with attendance of 0-49 (48%)
- Republicans are the most likely to select (62%)
- Pastors voting for Donald Trump are the most likely to select (67%)

“In this presidential election, which characteristics of the candidates are important to you in deciding how to cast your vote?”

Ability to address racial injustice

- African American pastors are the most likely to select (74%)
- Female pastors are more likely to select than males (73% v. 48%)
- Pastors with a Bachelor’s degree are the least likely to select (40%)
- Mainline pastors are more likely to select than Evangelical pastors (73% v. 44%)
- Methodists (61%) and Presbyterian/Reformed (63%) are more likely to select than Baptists (46%) and Christian/Church of Christ (45%)
- Democrats are the most likely to select (82%)
- Pastors voting for Joe Biden are the most likely to select (85%)

“In this presidential election, which characteristics of the candidates are important to you in deciding how to cast your vote?”

Ability to slow the spread of COVID-19

- African American pastors are the most likely to select (66%)
- Pastors age 65+ are the most likely to select (45%)
- Female pastors are more likely to select than males (57% v. 33%)
- Pastors with a Bachelor’s degree are the least likely to select (25%)
- Mainline pastors are more likely to select than Evangelical pastors (55% v. 28%)
- Pastors in the South (37%) are more likely to select than those in the Midwest (29%)
- Methodists (51%) are more likely to select than Baptists (25%) and Christian/Church of Christ (30%)
- Democrats are the most likely to select (69%)
- Pastors voting for Joe Biden are the most likely to select (73%)

“In this presidential election, which characteristics of the candidates are important to you in deciding how to cast your vote?”

Likely Supreme Court nominees

- Pastors age 65+ (67%) are more likely to select than pastors age 18-44 (56%)
- Male pastors are more likely to select than females (64% v. 45%)
- Evangelical pastors are more likely to select than Mainline pastors (70% v. 53%)
- Baptists (71%) and Pentecostals (64%) are more likely to select than Presbyterian/Reformed (49%)
- Republicans are the most likely to select (74%)
- Pastors voting for Donald Trump are the most likely to select (80%)

“In this presidential election, which characteristics of the candidates are important to you in deciding how to cast your vote?”

Personal character

- African American pastors are the most likely to select (82%)
- Female pastors are more likely to select than males (76% v. 51%)
- Pastors with a Doctoral degree (58%) are more likely to select than those with a Bachelor’s degree (47%)
- Mainline pastors are more likely to select than Evangelical pastors (73% v. 46%)
- Methodists (64%) and Presbyterian/Reformed (62%) are more likely to select than Baptists (51%) and Pentecostals (46%)
- Democrats are the most likely to select (84%)
- Pastors voting for Joe Biden are the most likely to select (91%)

“In this presidential election, which one characteristic of the candidates is most important to you in deciding how to cast your vote?”

- African American pastors are the least likely to select “Position on abortion” (1%) and “Ability to protect religious freedom” (3%) and the most likely to select “Personal character” (34%)
- Pastors age 18-44 are the least likely to select “Likely Supreme Court nominees” (4%)
- Male pastors are more likely to select “Position on abortion” than females (27% v. 5%)
- Male pastors are more likely to select “Ability to protect religious freedom” than females (17% v. 6%)
- Female pastors are more likely to select “Personal character” than males (46% v. 20%)
- Pastors with no college degree (31%) or a Bachelor’s degree (39%) are more likely to select “Position on abortion” than those with a Master’s degree (22%) or a Doctoral degree (21%)
- Pastors with no college degree (21%) or a Bachelor’s degree (19%) are more likely to select “Ability to protect religious freedom” than those with a Master’s degree (13%)

“In this presidential election, which one characteristic of the candidates is most important to you in deciding how to cast your vote?” (Continued)

- Pastors with a Master’s degree are the most likely to select “Personal character” (28%)
- Evangelical pastors are more likely to select “Position on abortion” than Mainline pastors (33% v. 5%) and less likely to select “Personal character” (14% v. 44%)
- Baptists (36%) and Pentecostals (30%) are more likely to select “Position on abortion” than Methodists (7%) and Presbyterian/Reformed (12%)
- Methodists (40%) and Presbyterian/Reformed (40%) are more likely to select “Personal character” than Baptists (12%), Lutherans (24%), and Pentecostals (12%)
- Pastors of churches with attendance of 50-99 (18%) and 250+ (22%) are more likely to select “Ability to protect religious freedom” than those with attendance of 100-249 (11%)

“In this presidential election, which one characteristic of the candidates is most important to you in deciding how to cast your vote?” (Continued)

- Republicans are the most likely to select “Position on abortion” (37%)
- Democrats are the most likely to select “Personal character” (50%) and the least likely to select “Ability to protect religious freedom” (3%)
- Pastors voting for Donald Trump are the most likely to select “Position on abortion” (40%)
- Pastors voting for Joe Biden are the most likely to select “Personal character” (63%) and the least likely to select “Ability to protect religious freedom” (<1%)

“In which party are you registered to vote or do you consider yourself to be a member?”

- African American pastors are the most likely to select “Democratic” (55%) and the least likely to select “Republican” (1%)
- Pastors age 18-44 (30%) are more likely to select “Independent” than pastors age 55-64 (20%) and 65+ (20%)
- Female pastors are more likely to select “Democratic” than males (54% v. 12%)
- Male pastors are more likely to select “Republican” than females (55% v. 17%)
- Pastors with a Master’s degree (20%) or a Doctoral degree (20%) are more likely to select “Democratic” than those with no college degree (7%) or a Bachelor’s degree (5%)
- Pastors with no college degree (65%) or a Bachelor’s degree (62%) are more likely to select “Republican” than those with a Master’s degree (45%) or a Doctoral degree (52%)
- Evangelical pastors are less likely to select “Democratic” than Mainline pastors (6% v. 45%) and more likely to select “Republican” (65% v. 20%)

“In which party are you registered to vote or do you consider yourself to be a member?” (Continued)

- Pastors in the Northeast (25%) are more likely to select “Democratic” than those in the South (16%) and Midwest (12%)
- Lutherans (21%), Methodists (44%), and Presbyterian/Reformed (34%) are more likely to select “Democratic” than Baptists (6%), Pentecostals (7%), and Christian/Church of Christ (7%)
- Methodists are the least likely to select “Republican” (19%)
- Pastors of churches with attendance of 250+ (60%) are more likely to select “Republican” than those with attendance of 50-99 (50%) and 100-249 (48%)
- Pastors voting for Joe Biden are the most likely to select “Democratic” (65%)
- Pastors voting for Donald Trump are the most likely to select “Republican” (78%)