

Protestant Pastor Views on Immigration

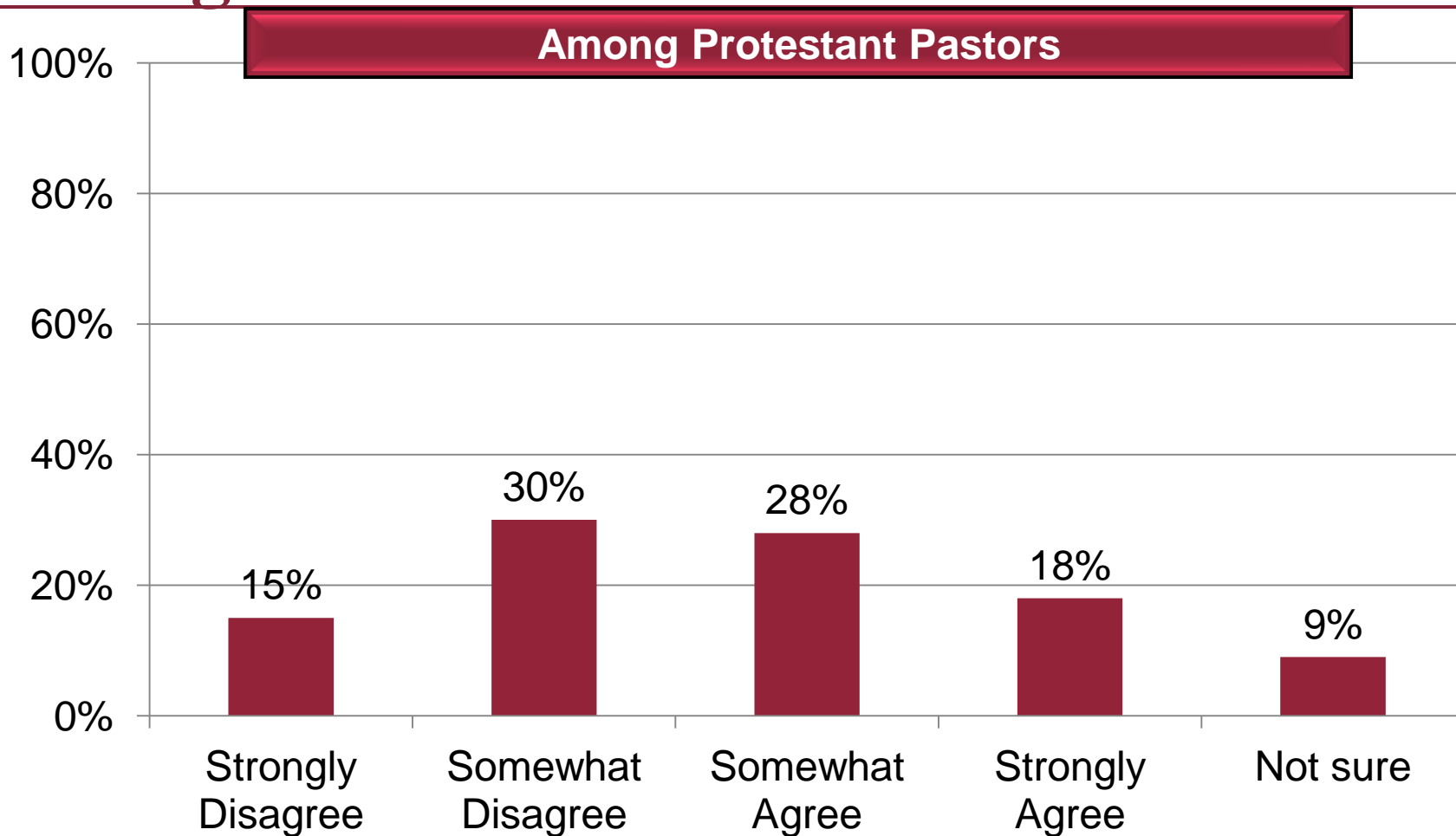
Survey of 1,000 Protestant Pastors

Methodology

- ❑ The phone survey of Protestant pastors was conducted September 11-18, 2014
- ❑ The calling list was a stratified random sample drawn from a list of all Protestant churches
- ❑ Each interview was conducted with the senior pastor, minister or priest of the church called
- ❑ Responses were weighted by region to more accurately reflect the population
- ❑ The completed sample is 1,000 surveys
- ❑ The sample provides 95% confidence that the sampling error does not exceed $\pm 3.1\%$
- ❑ Margins of error are higher in sub-groups

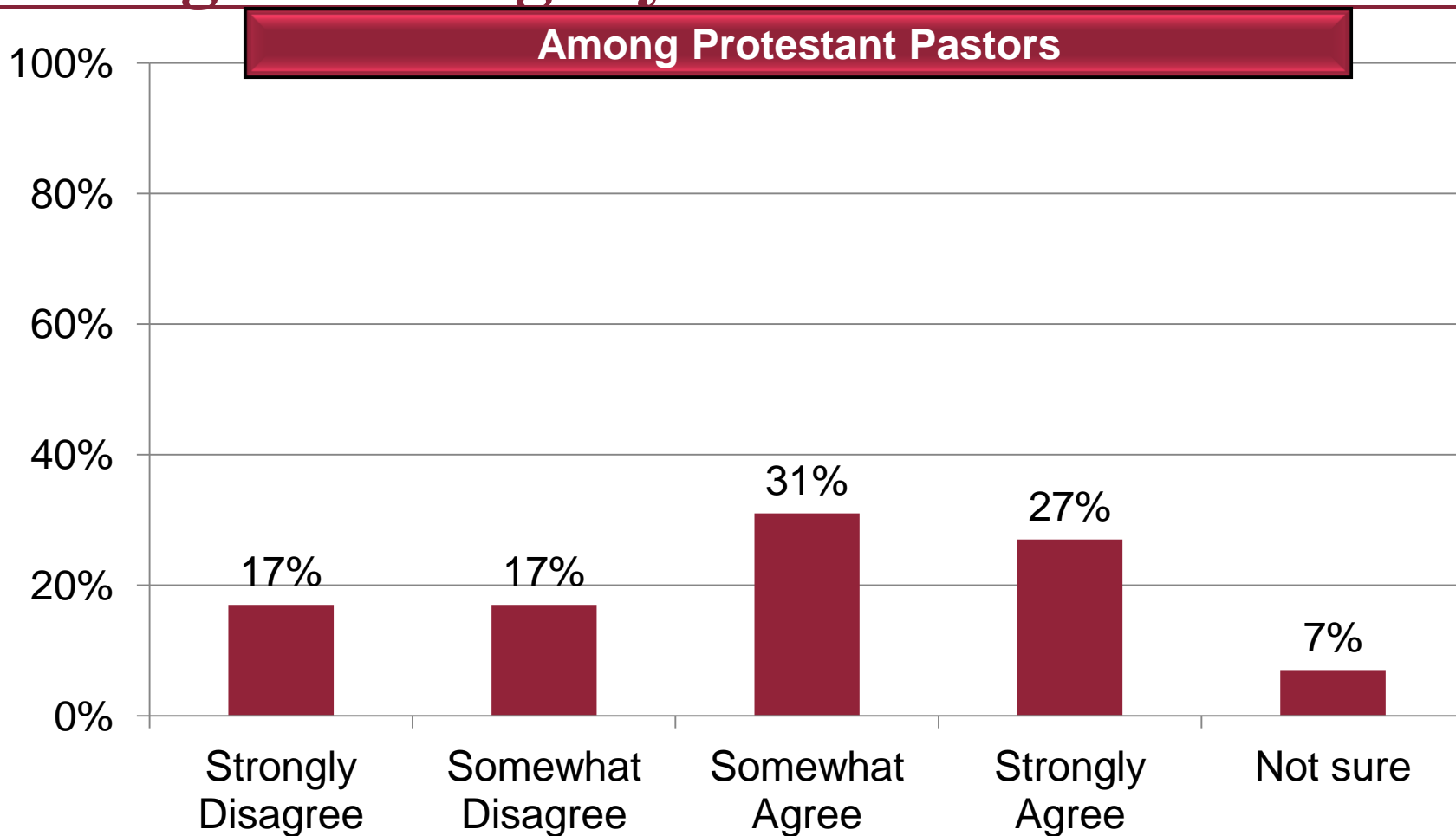
Survey Responses

47% of pastors say their church assists immigrants



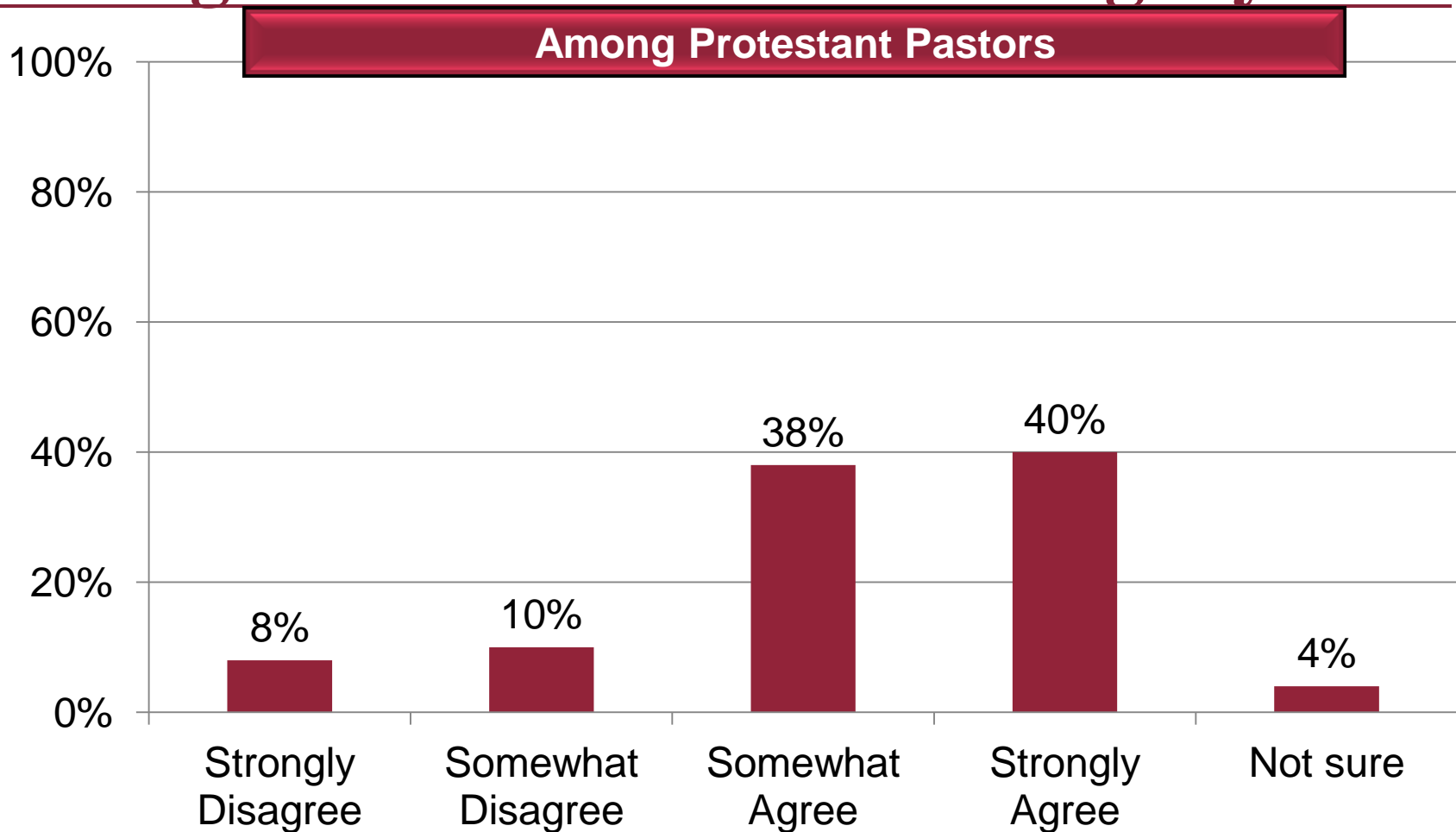
Q: "Our church is personally involved at the local level in assisting immigrants"

58% of pastors favor immigration reform that includes a path to citizenship for immigrants illegally in US



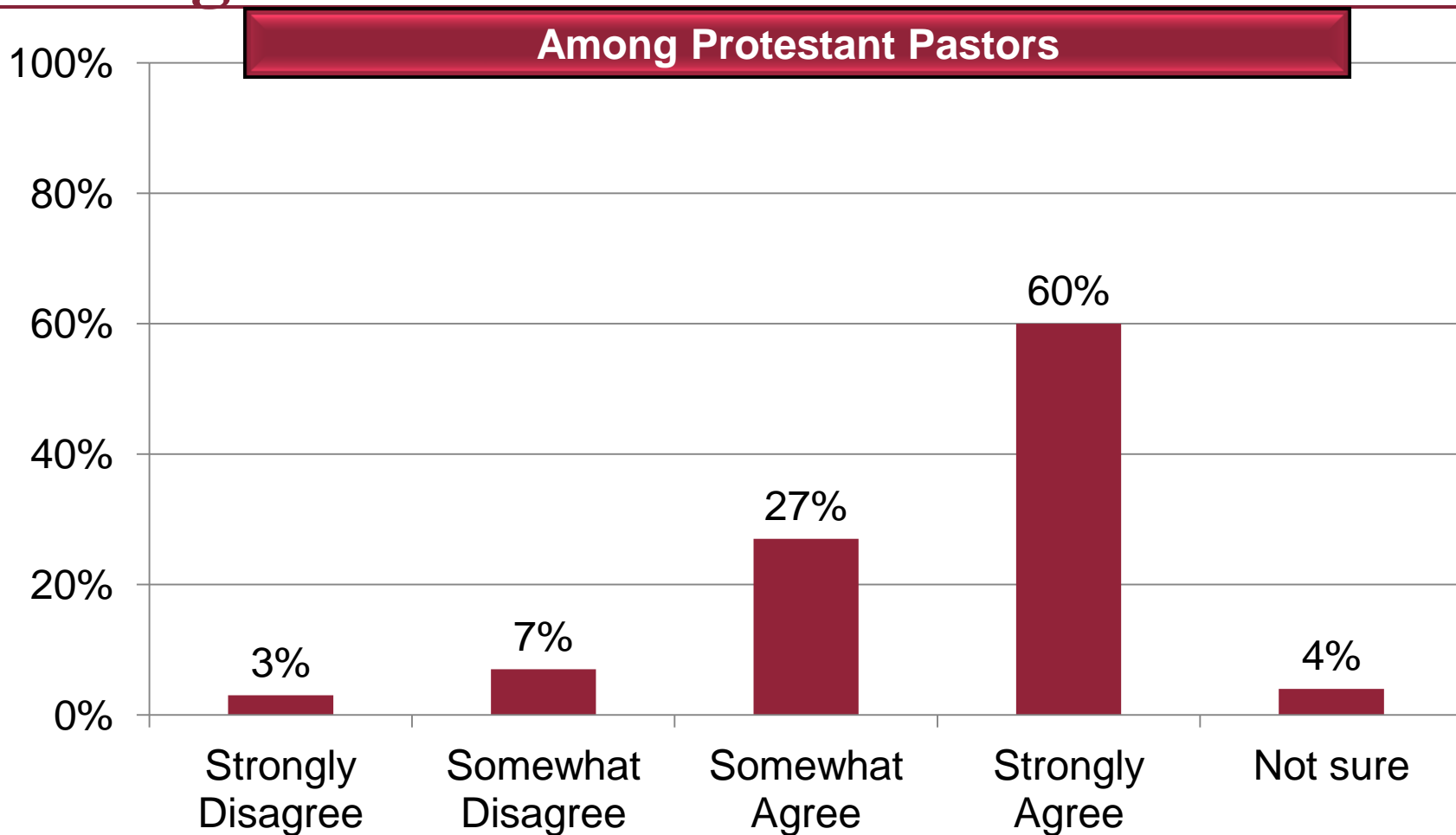
Q: "I am in favor of immigration reform that includes a path to citizenship for those who are currently in the country illegally"

79% of pastors agree that Christians have a responsibility to assist immigrants even those here illegally



Q: "Christians have a responsibility to assist immigrants even if they are in the country illegally"

87% believe the US government has the responsibility to stop illegal immigration



Q: "The U.S. government has the responsibility to stop illegal immigration"

Significant Differences

Church Attendance
Region
Pastor Age
Ethnicity
Self-identified Evangelical/Mainline
Education Level

Significant Statistical Differences

- Comparisons were made to determine if there are any significant statistical differences among region of the country, age, average attendance, and education level.

Region	Age	Attendance	Education Level
Northeast	18-44	0-49	No College Degree
Midwest	45-54	50-99	Bachelor's
South	55-64	100-249	Master's (including M.Div)
West	65+	250+	Doctorate (including Ph.D, D.min)

Notes:

Region is defined by US Census locations

Significant Statistical Differences

- Comparisons were also made to determine if there are any significant statistical differences between ethnic groups and those self-identifying as Evangelical or Mainline.

Ethnic Group	Self-Identify
African-American	Evangelical
White, non-Hispanic	Mainline

Notes:

Additional ethnic groups were identified, but did not have sufficient sample size for comparison

“Our church is personally involved at the local level in assisting immigrants”

- Pastors in churches 250+ (23%) are more likely to Strongly Agree than churches 50-99 (15%)
- Those in the West (26%) are most likely to Strongly Agree
- Those age 55-64 (23%) are less likely to Somewhat Disagree than those age 18-44 (35%) and 45-54 (34%)
- African-American pastors (32%) are more likely to Strongly Agree than White pastors (16%)
- White pastors (31%) are more likely to Somewhat Disagree than African-American pastors (16%)

“Our church is personally involved at the local level in assisting immigrants”

- Those with no college degree (8%) are least likely to Strongly Disagree
- Those with a Bachelor's (33%) are more likely to Somewhat Agree than those with a Master's (26%)
- Those with a Master's (35%) are more likely to Somewhat Disagree than those with a Bachelor's (24%) and those with a Doctoral degree (22%)

“I am in favor of immigration reform that includes a path to citizenship for those who are currently in the country illegally”

- Pastors in churches 100-249 (36%) and 250+ (37%) are more likely to Somewhat Agree than in churches 0-49 (24%) and 50-99 (27%)
- Westerners (24%) are less likely to Strongly Agree than Northeasterners (35%)
- Those age 18-44 (13%) are less likely to Strongly Disagree than those age 45-54 (19%) and 65+ (23%)
- African-American pastors (44%) are more likely to Strongly Agree than White pastors (27%)
- Evangelicals are less likely than Mainlines to Strongly Agree (22% v 37%), and more likely to Somewhat Disagree (19% v 14%) and Strongly Disagree (20% v 12%)

“I am in favor of immigration reform that includes a path to citizenship for those who are currently in the country illegally” continued

- Those with no college degree (18%) or a Bachelor’s (17%) are less likely to Strongly Agree than those with a Master’s (33%) or Doctoral degree (31%)
- Those with a Master’s (14%) are less likely to Somewhat Disagree than those with no college degree (22%) and those with a Bachelor’s (22%)
- Those with a Master’s (14%) are less likely to Strongly Disagree than those with no college degree (23%) and those with a Bachelor’s (21%)

“Christians have a responsibility to assist immigrants even if they are in the country illegally”

- Pastors in churches 0-49 are least likely to Somewhat Agree (29%)
- Pastors in churches 0-49 (13%) are more likely to Strongly Disagree than churches 50-99 (7%) and 100-249 (5%)
- Those age 18-44 (50%) are most likely to Strongly Agree
- Those age 65+ (15%) are most likely to Strongly Disagree
- Evangelicals (37%) are less likely to Strongly Agree than Mainlines (48%)
- Those with no college degree (33%) or a Bachelor's (33%) are less likely to Strongly Agree than those with a Master's (45%)
- Those with no college degree (11%) or a Bachelor's (12%) are more likely to Strongly Disagree than those with a Master's (5%)

“The U.S. government has the responsibility to stop illegal immigration”

- Midwesterners (54%) are less likely to Strongly Agree than Southerners (62%) and Westerners (63%)
- Those age 18-44 are least likely to Strongly Agree (49%) and most likely to Somewhat Disagree (12%)
- White pastors (61%) are more likely to Strongly Agree than African-American pastors (42%)
- African-American pastors (45%) are more likely to Somewhat Agree than White pastors (26%)
- Evangelicals are more likely than Mainlines to Strongly Agree (67% v 48%), and less likely to Somewhat Agree (24% v 34%) and Somewhat Disagree (5% v 10%)
- Those with Bachelor's (71%) are more likely to Strongly Agree than those with a Master's (56%) or Doctoral degree (54%)

Protestant Pastor Views on Immigration

Survey of 1,000 Protestant Pastors