

Pastor Views on Tithing

Survey of Protestant Pastors

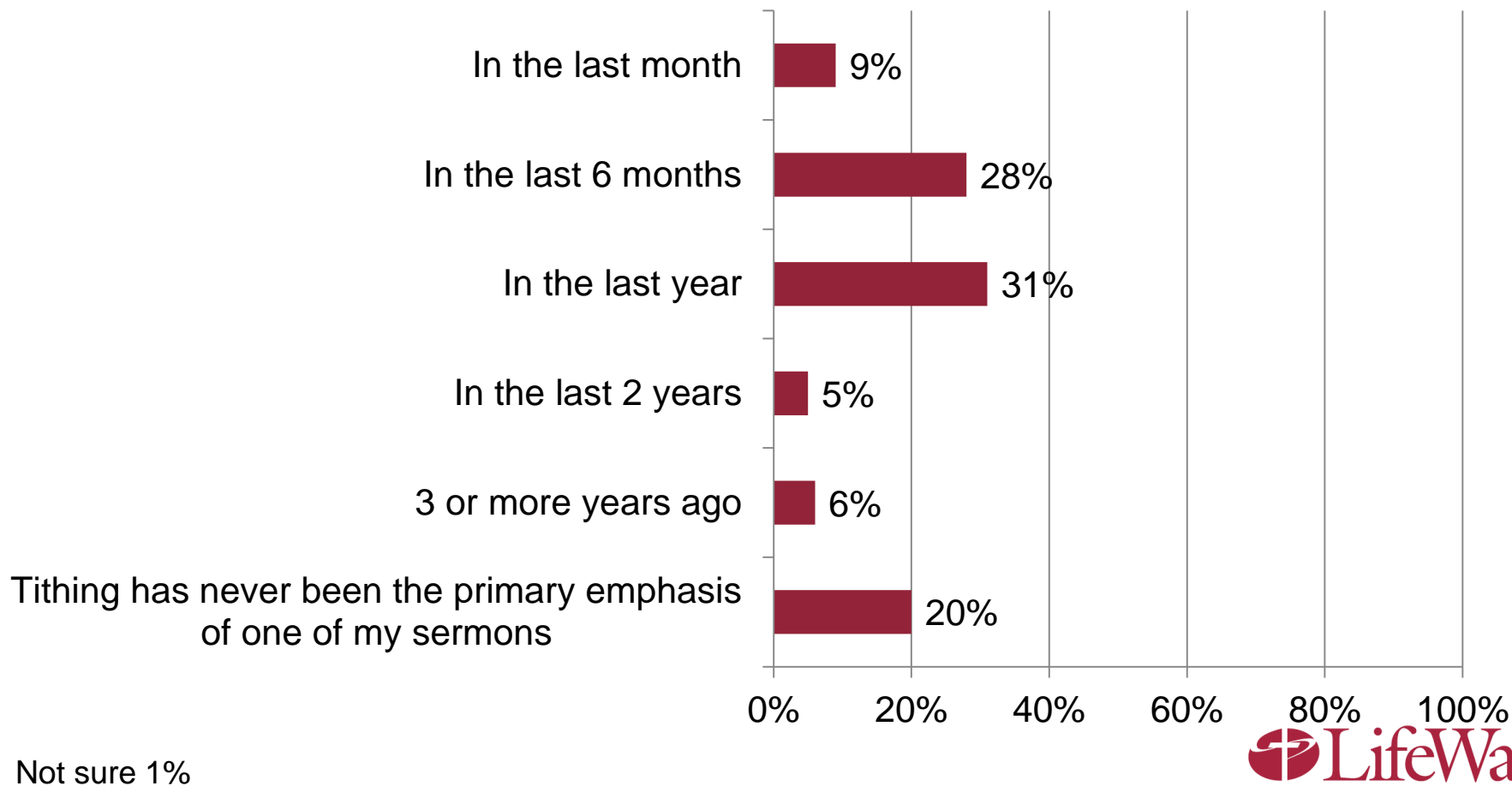
Methodology

- ❑ The phone survey of 1,000 Protestant pastors was conducted August 30 – September 18, 2017
- ❑ The calling list was a stratified random sample, drawn from a list of all Protestant churches. Quotas were used for church size
- ❑ Each interview was conducted with the senior pastor, minister or priest of the church called
- ❑ Responses were weighted by region to more accurately reflect the population
- ❑ The completed sample is 1,000 surveys
- ❑ The sample provides 95% confidence that the sampling error does not exceed $\pm 3.2\%$
- ❑ Margins of error are higher in sub-groups

Survey Responses

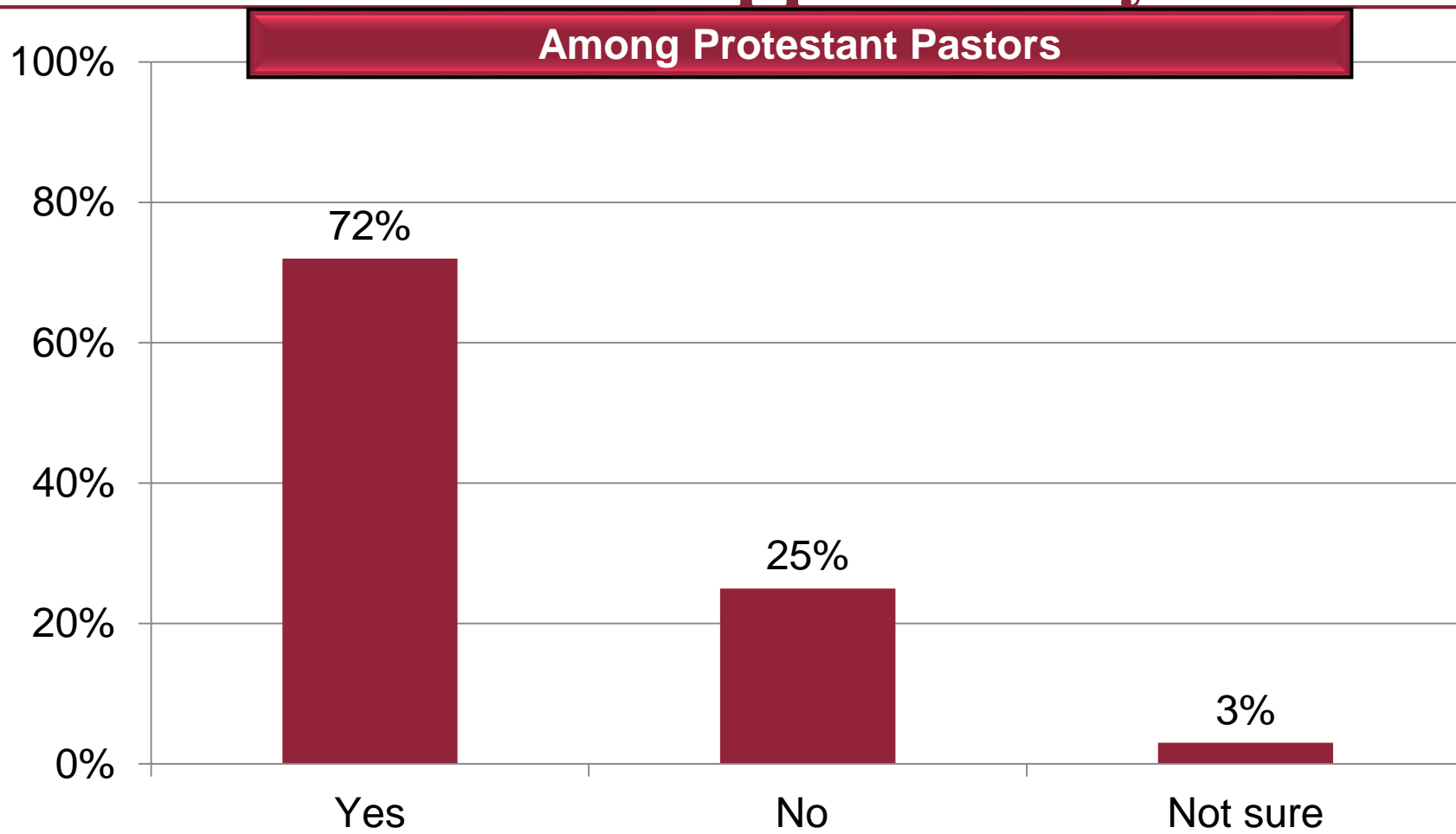
67% of pastors have preached on tithing in the last year; 20% never have

Among Protestant Pastors



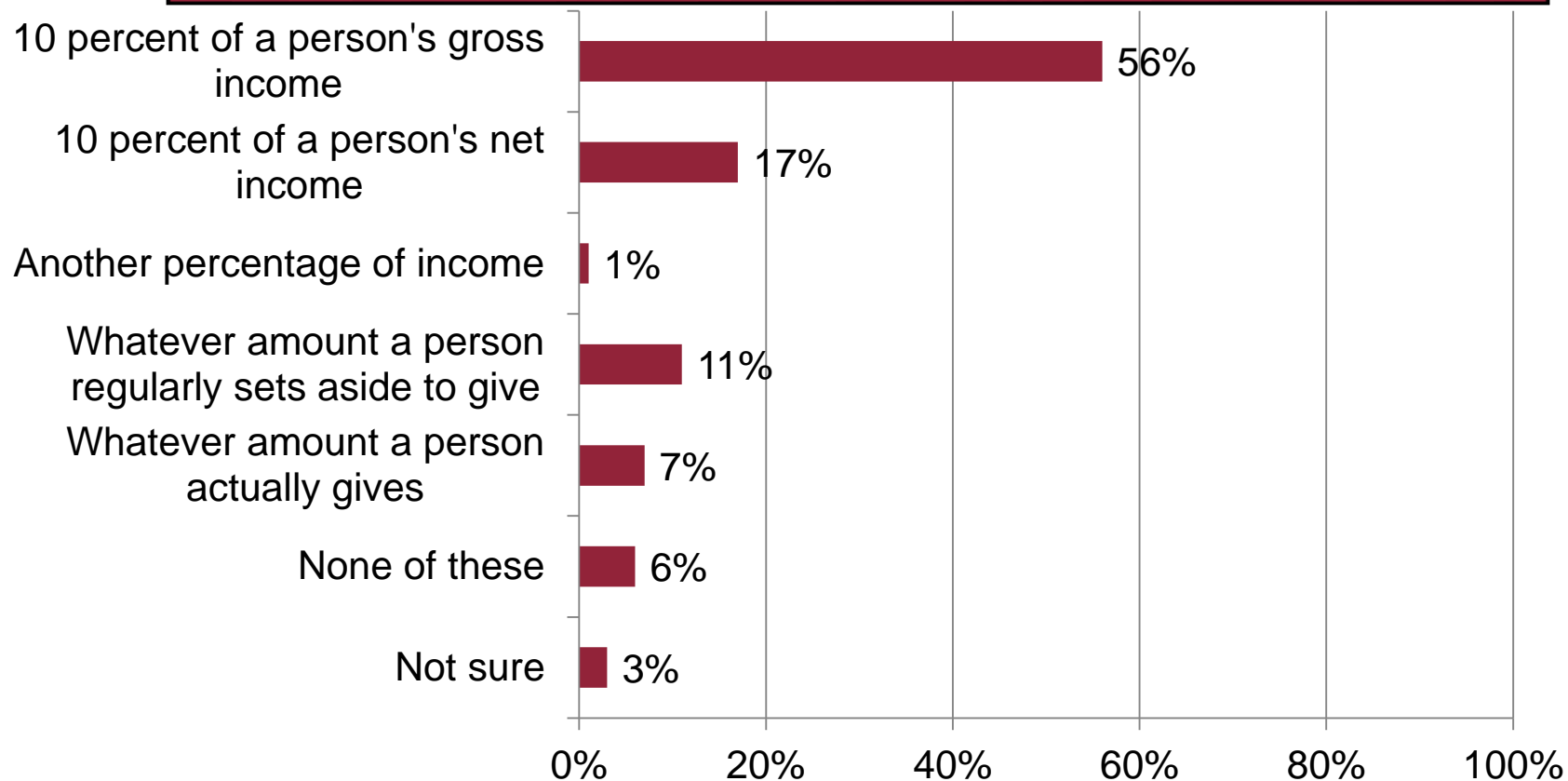
Q19 "When was the last time you preached a sermon in which the primary emphasis was on tithing?"

72% of pastors say tithing is a biblical command that still applies today



Among pastors that believe in a command to tithe 73% say it is ten percent of a person's income

Among Protestant Pastors that say tithing is a biblical command that still applies today



Significant Differences

Pastor

Ethnicity

Age

Gender

Education Level

Self-identified Evangelical/Mainline

Church

Region

Denomination

Average Attendance

Significant Statistical Differences

- Comparisons were made to determine if there are any significant statistical differences among the church's attendance and region, the pastor's gender, age and ethnicity.

Attendance	Region	Pastor's Gender	Pastor's Age	Pastor's Ethnicity
0-49	Northeast	Male	18-44	White
50-99	Midwest	Female	45-54	African-American
100-249	South		55-64	Other Ethnicities
250+	West		65+	

Note: Region is defined by US Census regions

Significant Statistical Differences

- Comparisons were also made to determine if there are any significant statistical differences among education level, the self-identified Evangelical or Mainline, and denomination.

Education Level	Self-Identified	Denomination
No College Degree	Evangelical	Baptist
Bachelor's Degree	Mainline	Lutheran
Master's Degree		Methodist
Doctoral Degree		Pentecostal
		Presbyterian/ Reformed
		Holiness

“When was the last time you preached a sermon in which the primary emphasis was on tithing?”

- Pastors of churches with attendance of 0-49 (29%) and 50-99 (23%) are more likely to answer “Tithing has never been the primary emphasis of one of my sermons” than those with attendance of 100-249 (15%) and 250+ (12%)
- Pastors in the Midwest (26%) are more likely to answer “Tithing has never been the primary emphasis of one of my sermons” than Pastors in the South (17%)
- Female pastors (39%) are more likely to answer “In the last year” than male pastors (30%)
- Pastors age 18-44 are the least likely to answer “3 or more years ago” (1%)
- White pastors (32%) are more likely to answer “In the last year” than pastors of Other Ethnicities (18%)
- Those with no college degree are the least likely to answer “In the last 2 years” (<1%)

“When was the last time you preached a sermon in which the primary emphasis was on tithing?”

(continued)

- Lutherans (37%) and Presbyterian/Reformed (28%) are more likely to answer “Tithing has never been the primary emphasis of one of my sermons” than Baptists (14%), Methodists (13%), Pentecostals (14%), and Holiness (13%)

“Is tithing a biblical command that still applies today?”

- Pastors in the South (75%) are more likely to answer “Yes” than Pastors in the Midwest (66%)
- Female pastors (85%) are more likely to answer “Yes” than male pastors (70%)
- Those with no college degree (84%) are more likely to answer “Yes” than those with a Master’s degree (69%) or a Doctoral degree (72%)
- Methodists (88%), Pentecostals (94%), and Holiness (91%) are more likely to answer “Yes” than Baptists (77%), Lutherans (56%), and Presbyterian/Reformed (54%)

“How do you define a tithe?”

- Pastors of churches with attendance of 250+ are the most likely to answer “10 percent of a person’s gross income” (71%)
- Pastors of churches with attendance of 0-49 are the most likely to answer “Whatever amount a person actually gives” (13%)
- Pastors in the South are the most likely to answer “10 percent of a person’s gross income” (67%)
- Pastors in the Northeast (13%) are more likely to answer “Whatever amount a person actually gives” than those in the South (5%)
- Pastors age 45-54 (62%) are more likely to answer “10 percent of a person’s gross income” than those 18-44 (48%)
- Pastors age 18-44 (17%) are more likely to answer “Whatever amount a person regularly sets aside to give” than those 55-64 (10%) and 65+ (8%)
- Pastors of Other Ethnicities are the most likely to answer Whatever amount a person actually gives (19%)

“How do you define a tithe?” (continued)

- Evangelical pastors (63%) are more likely to answer “10 percent of a person’s gross income” than Mainline pastors (48%)
- Baptists (75%), Pentecostals (66%), and Holiness (62%) are more likely to answer “10 percent of a person’s gross income” than Lutherans (31%), Methodists (44%), and Presbyterian/Reformed (43%)
- Lutherans (20%) and Presbyterian/Reformed (20%) are more likely to answer “Whatever amount a person regularly sets aside to give” than Baptists (8%), Pentecostals (3%), and Holiness (4%)
- Lutherans (15%) and Presbyterian/Reformed (12%) are more likely to answer “Whatever amount a person actually gives” than Baptists (3%) and Holiness (2%)

Pastor Views on Tithing

Survey of Protestant Pastors