

Domestic and Gender-Based Violence: Pastors' Attitudes and Actions

Survey of Protestant Pastors

**Sponsored by IMA World Health
and Sojourners**



Methodology

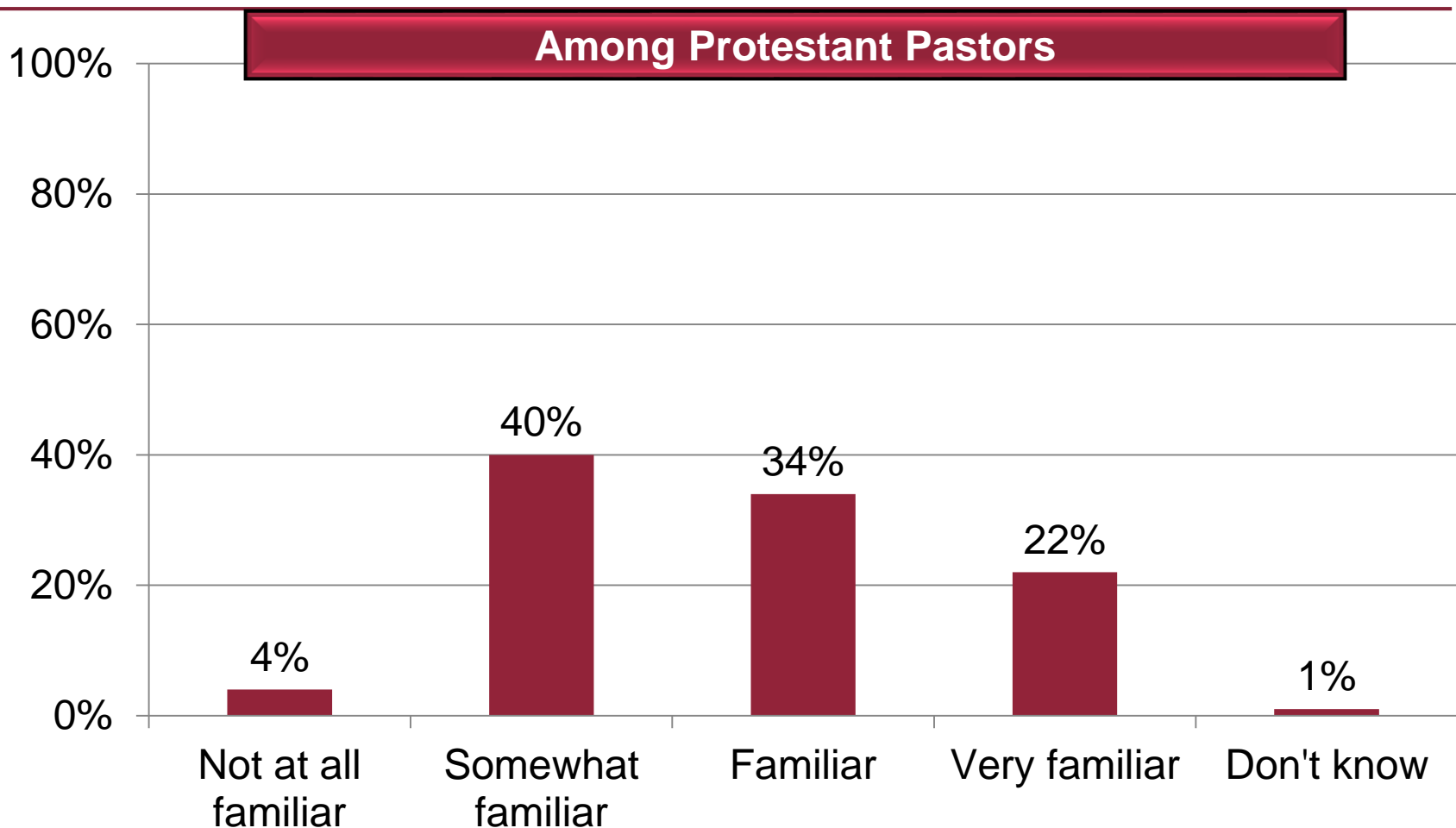
- ❑ The phone survey of 1,000 Protestant pastors was conducted June 19 – July 2, 2018
- ❑ The study was sponsored by IMA World Health and Sojourners
- ❑ The calling list was a stratified random sample, drawn from a list of all Protestant churches. Quotas were used for church size
- ❑ Each interview was conducted with the senior pastor, minister or priest of the church called
- ❑ Responses were weighted by region to more accurately reflect the population
- ❑ The completed sample is 1,000 surveys
- ❑ The sample provides 95% confidence that the sampling error does not exceed $\pm 3.2\%$
- ❑ Margins of error are higher in sub-groups

Methodology

- Comparisons are made to a phone survey of 1,000 Protestant pastors conducted by LifeWay Research May 7-31, 2014 using the same methodology

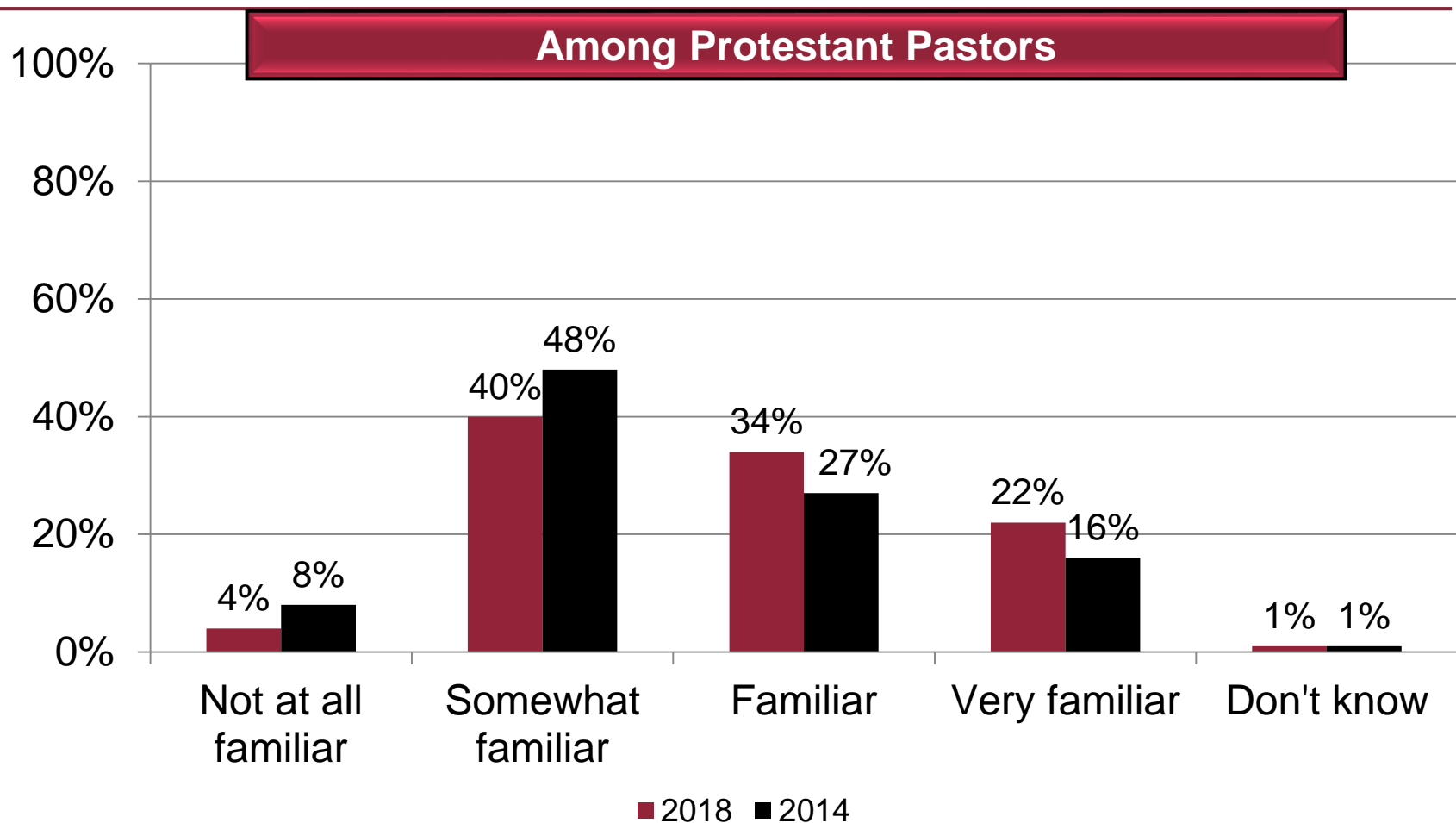
Survey Responses

95% say they are at least somewhat familiar with local resources that address domestic and sexual violence

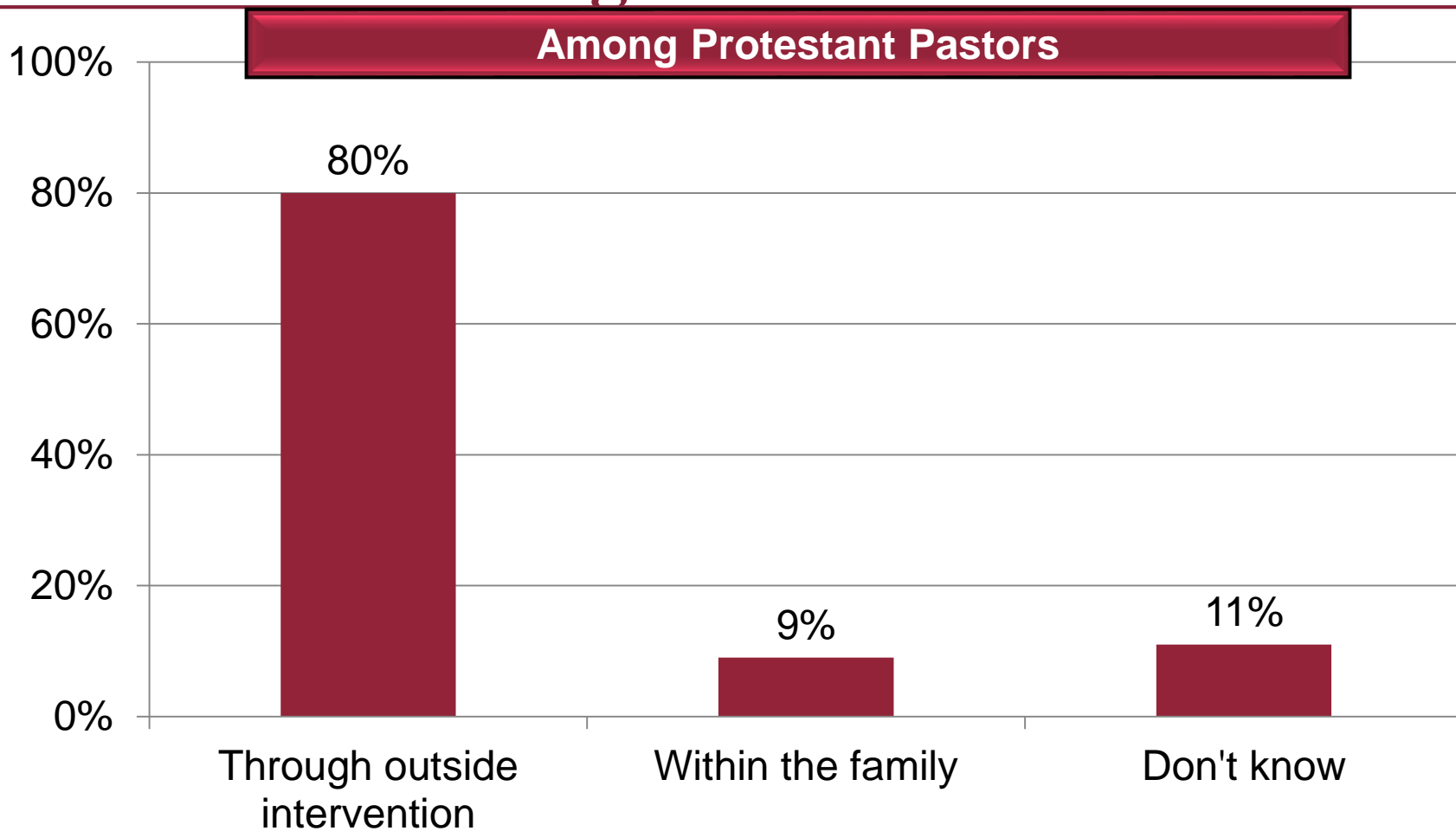


More pastors say they are familiar or very familiar with local resources

2018: 55% 2014: 43%

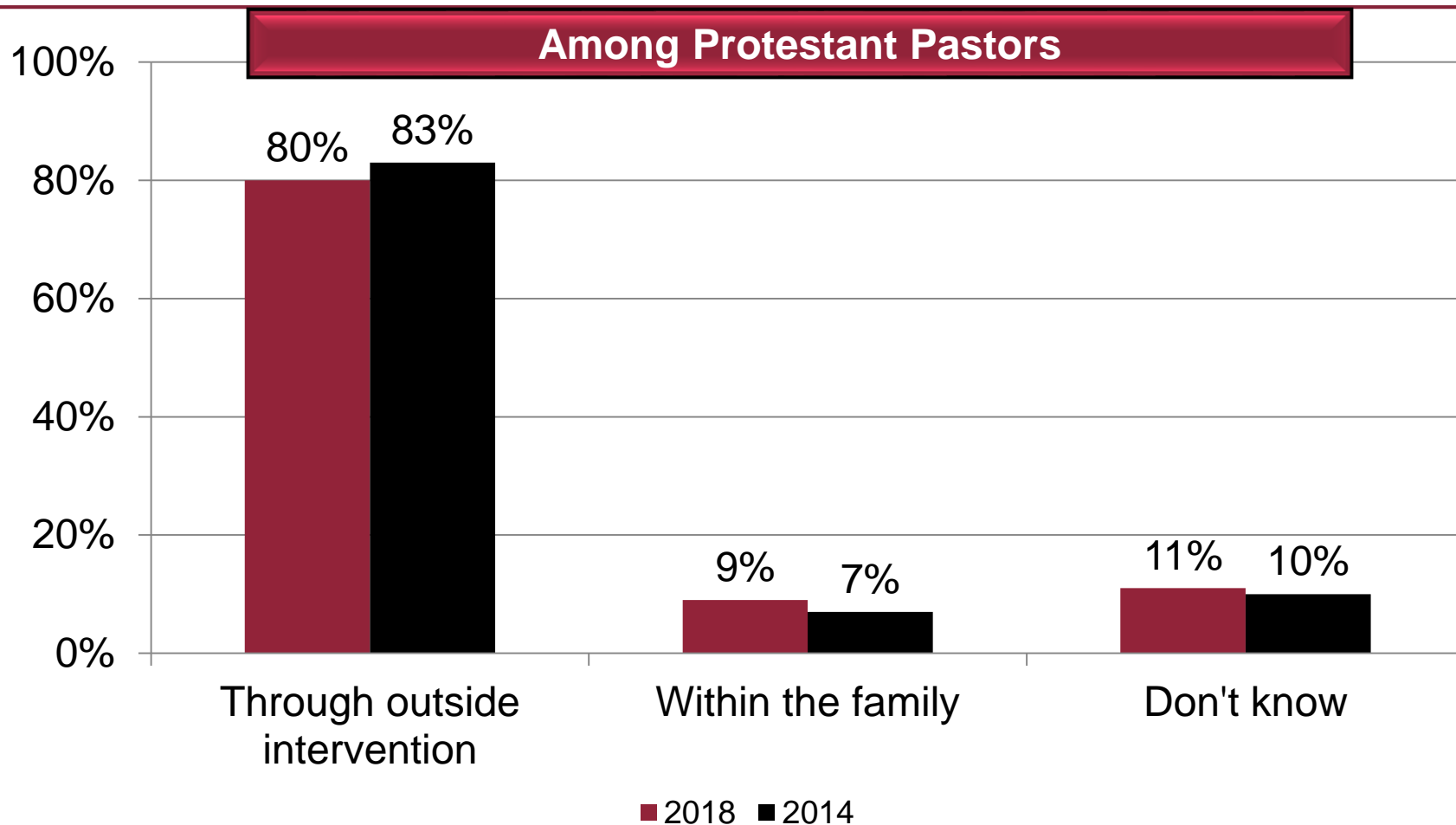


8 out of 10 say that domestic or sexual violence that occurs within a home should be resolved through outside intervention



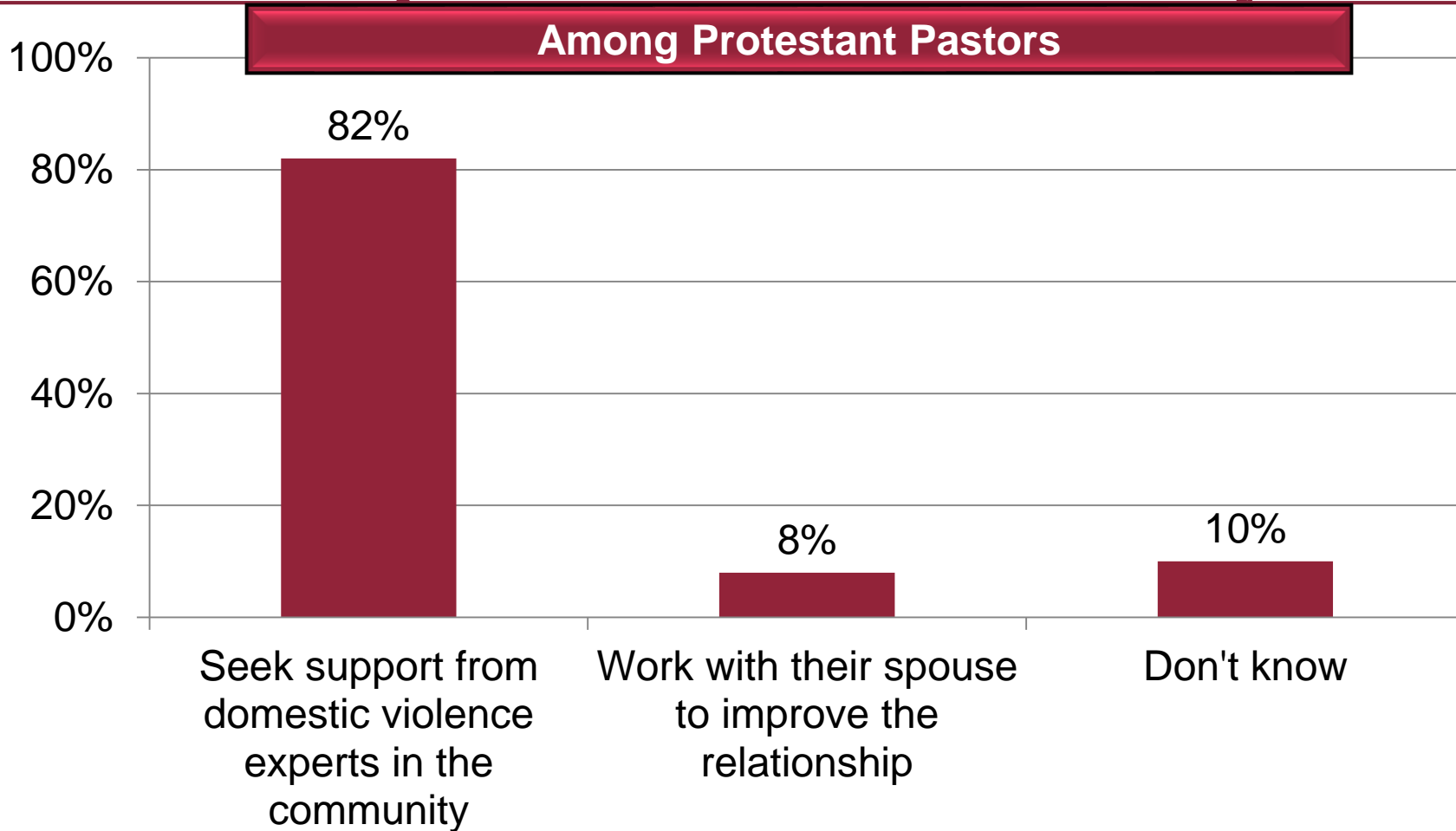
Q6: "If an act of domestic or sexual violence—such as physical violence, child abuse, or marital rape—occurs within a home, should this primarily be resolved through outside intervention or within the family?" n=1,000

The percentage that say that domestic or sexual violence should be resolved through outside intervention is similar to 2014



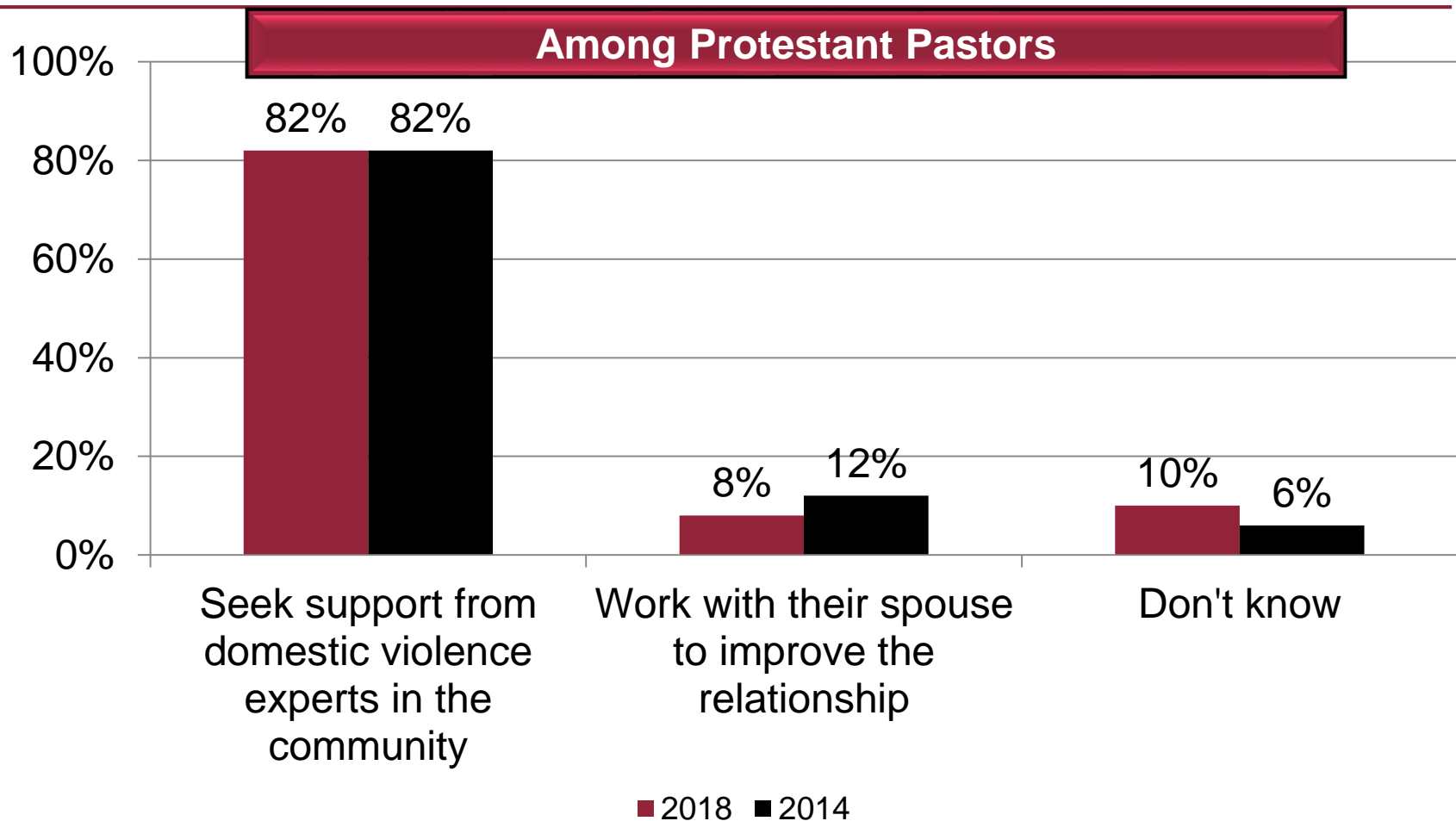
Q6: "If an act of domestic or sexual violence—such as physical violence, child abuse, or marital rape—occurs within a home, should this primarily be resolved through outside intervention or within the family?" n=1,000

82% say they would counsel someone to first seek support from domestic violence experts in their community



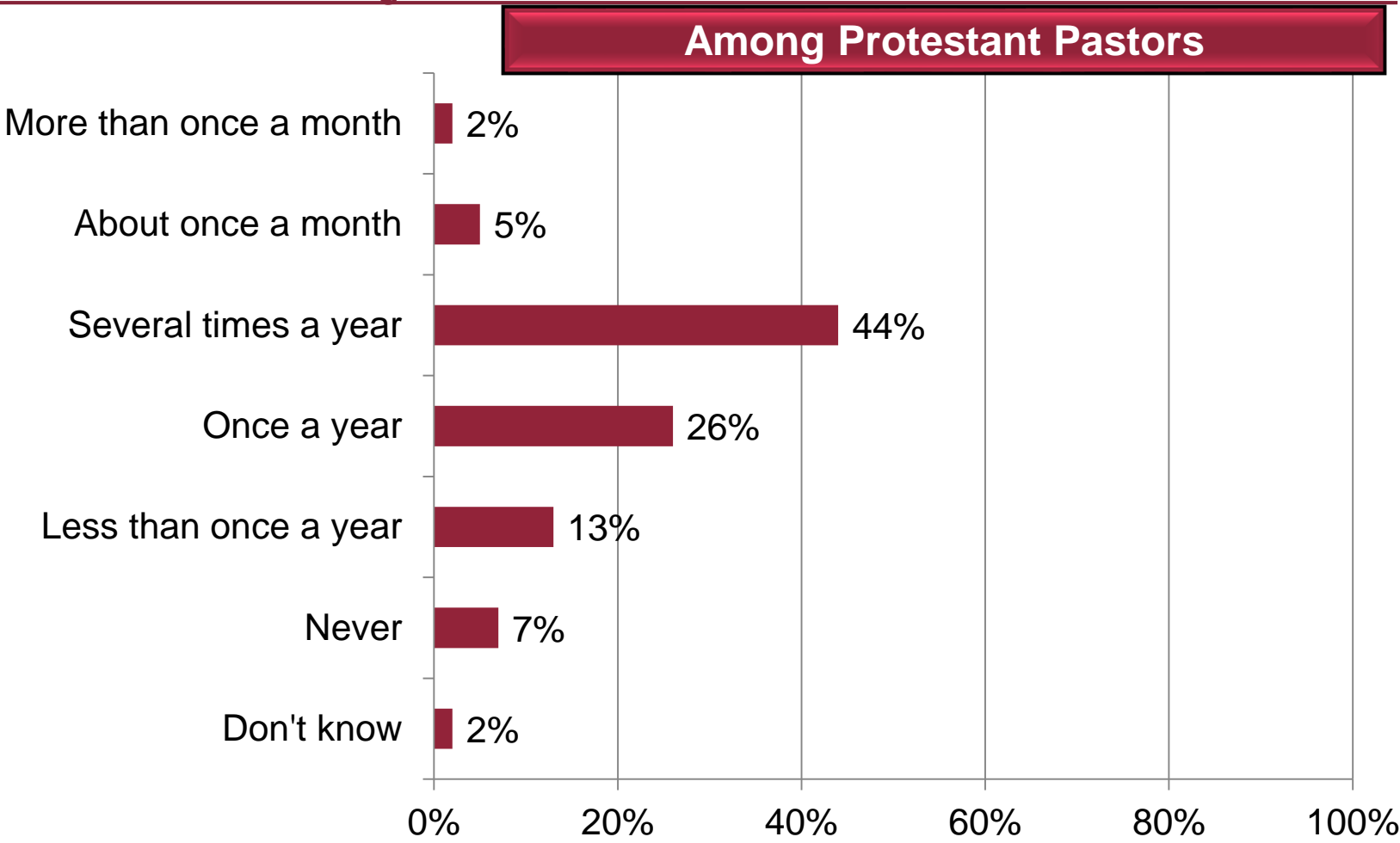
Q7: "If someone disclosed to you that they were experiencing on-going domestic or sexual violence in their marriage, which of the following two actions would you counsel that person to take first?" n=1,000

The percentage who counsel someone to first seek support from domestic violence experts in their community remains unchanged



Q7: "If someone disclosed to you that they were experiencing on-going domestic or sexual violence in their marriage, which of the following two actions would you counsel that person to take first?" n=1,000

77% say they speak to their church about domestic or sexual violence at least once a year or more



Q8: "How often do you speak to your church in sermons or large group messages about domestic or sexual violence?" n=1,000



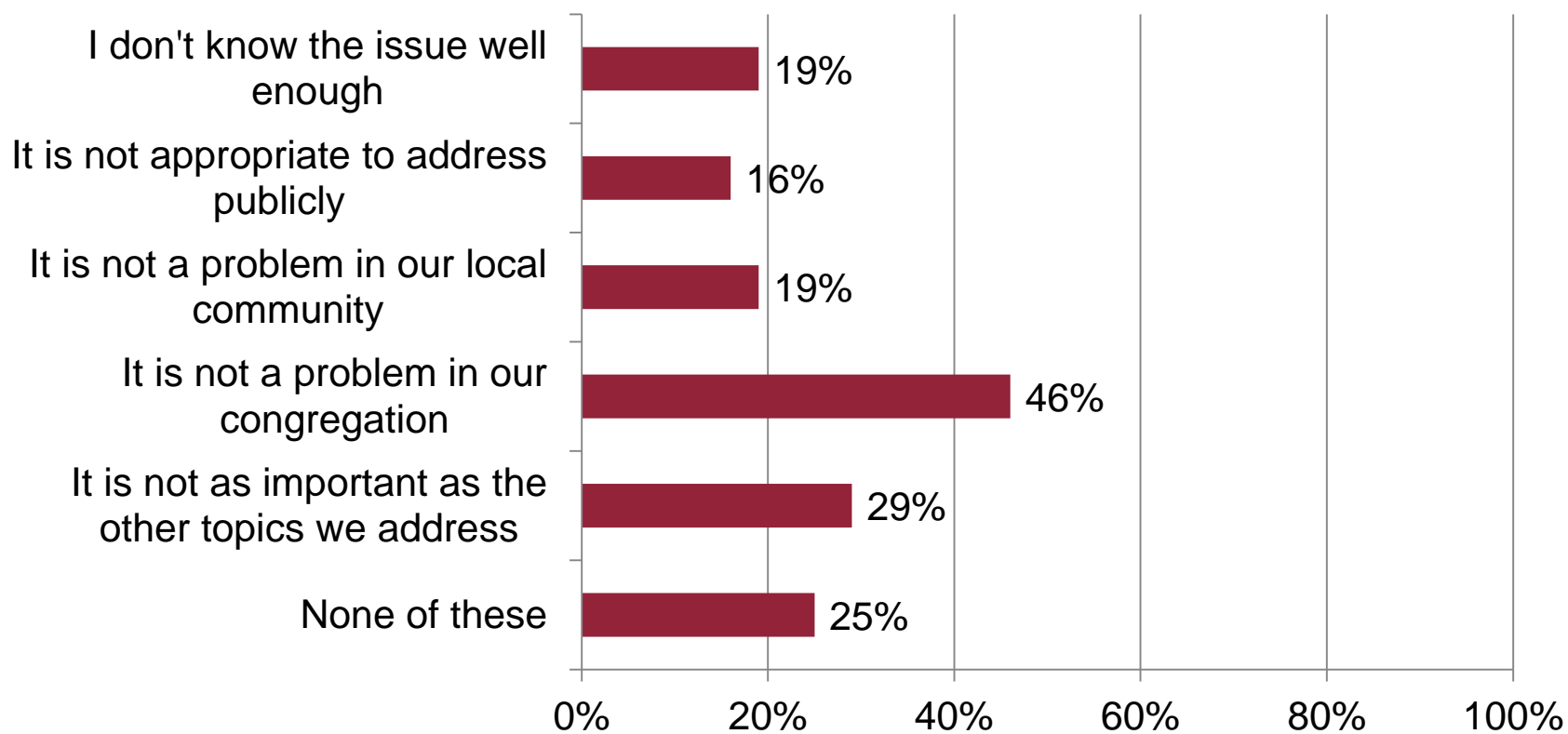
More pastors say they speak to their church about domestic or sexual violence several times a year or more 2018: 51% 2014: 34%

Among Protestant Pastors

2018		2014	
More than once per month	2%	Several times a month	2%
About once a month	5%	About once a month	4%
Several times a year	44%	Several times a year	28%
Once a year	26%	About once a year	22%
Less than once a year	13%	Rarely	33%
Never	7%	Never	10%
Don't know	2%	Don't know	1%

“Which of the following, if any, are reasons why you do not speak about domestic or sexual violence in your church each year?”

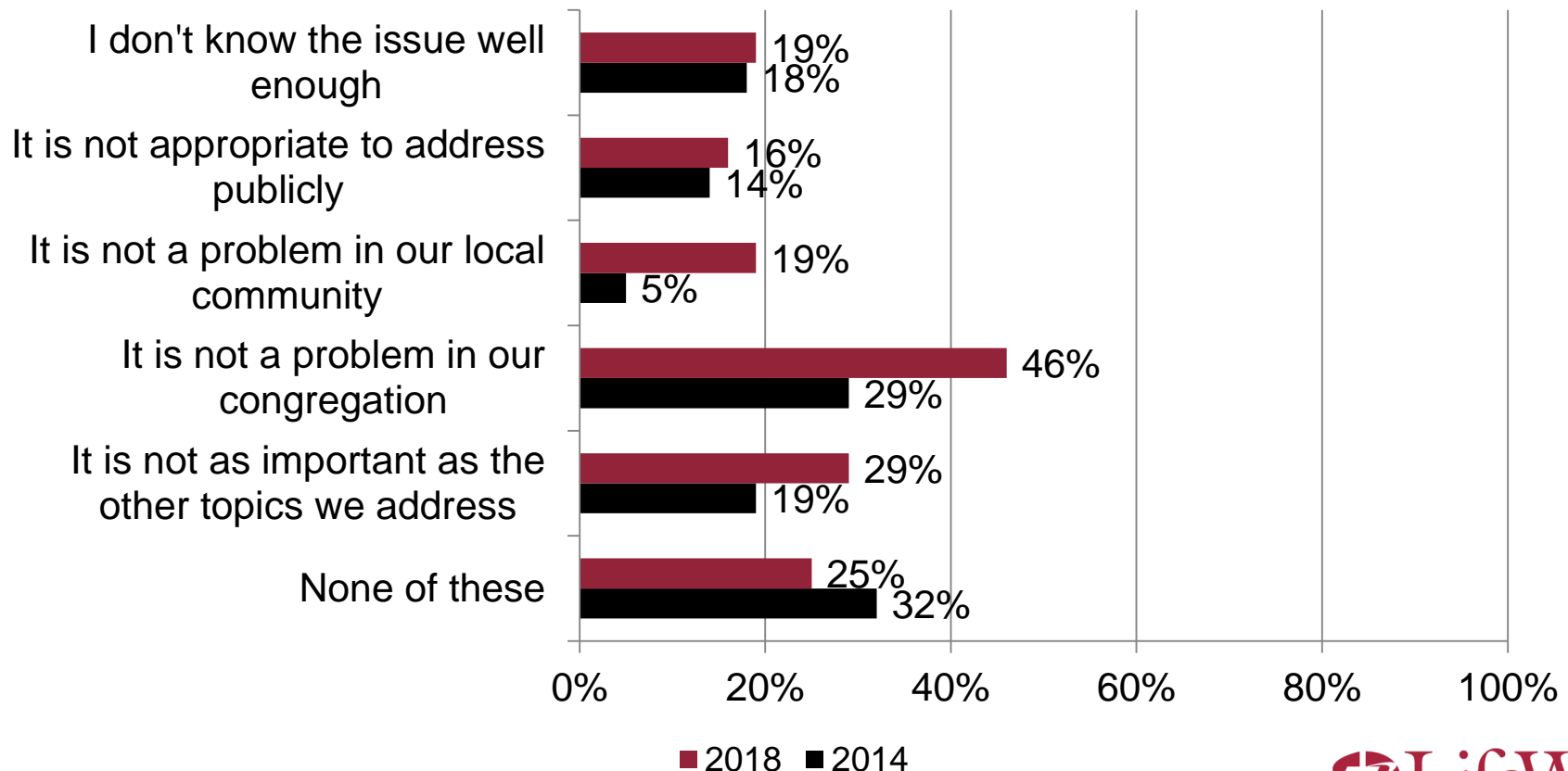
Among Those Who Speak Less Than Once a Year About Domestic or Sexual Violence



Q9: “Which of the following, if any, are reasons why you do not speak about domestic or sexual violence in your church each year?
(Select all that apply)” n=209

More pastors who don't speak about domestic or sexual violence in their church say their congregation doesn't have this problem

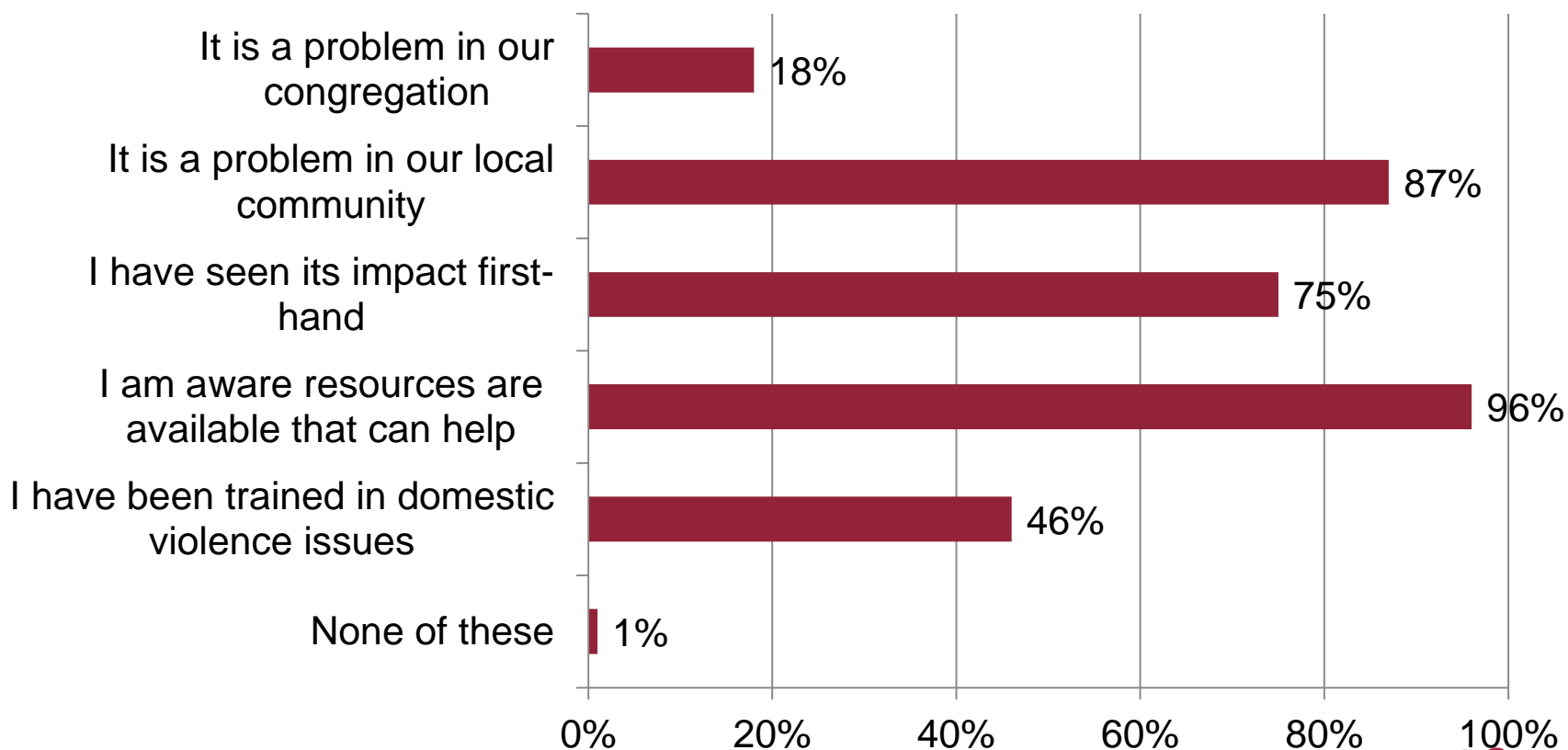
Among Those Who Speak Less Than Once a Year About Domestic or Sexual Violence



Q9: "Which of the following, if any, are reasons why you do not speak about domestic or sexual violence in your church each year?
(Select all that apply)" n=209

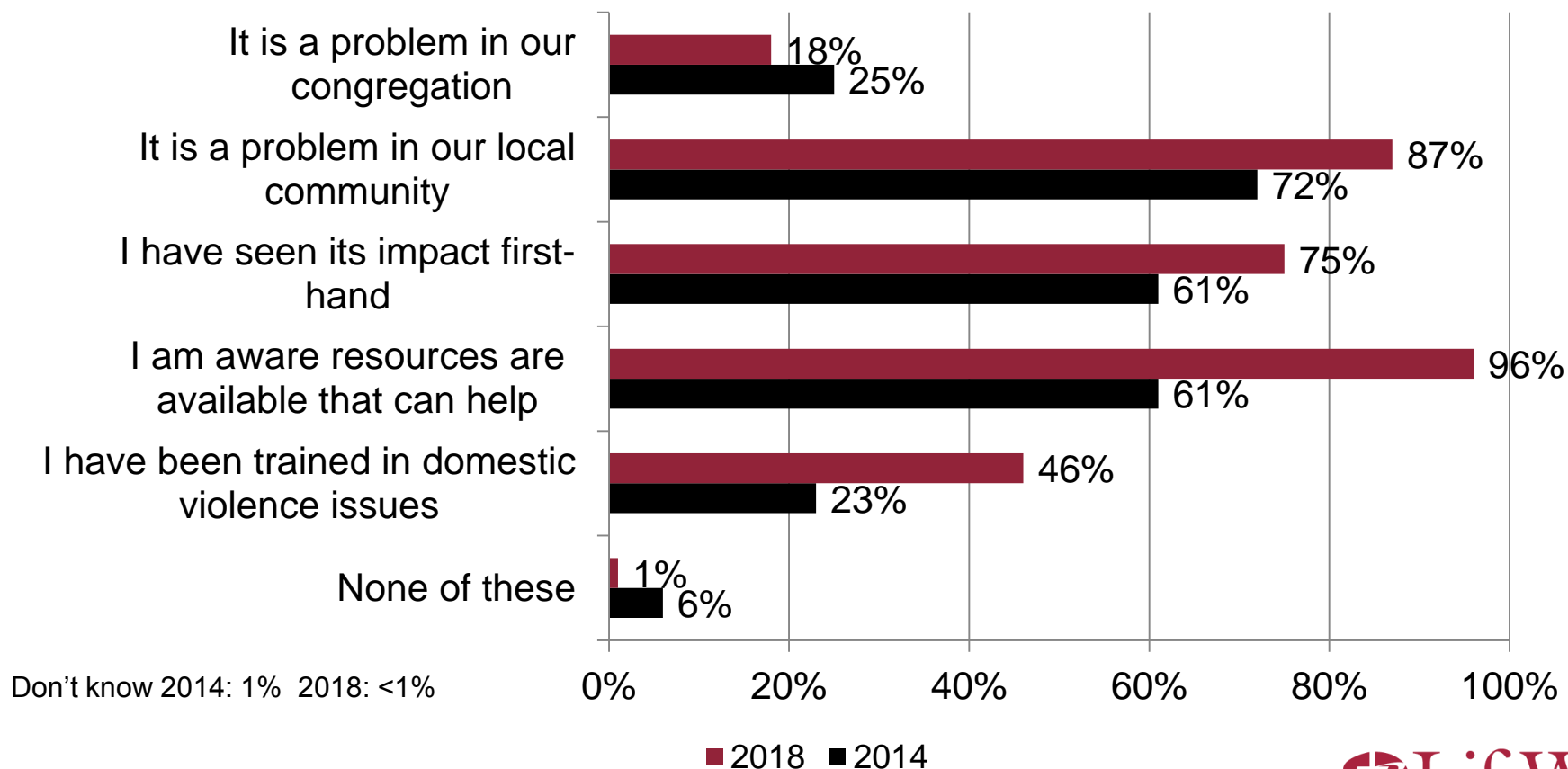
“Which of the following, if any, are reasons why you do speak about domestic or sexual violence in your church?”

Among Those Who Speak About Domestic or Sexual Violence at Least Once a Year or More



More pastors are seeing domestic or sexual violence as a problem in their community, say they are trained, see its impact, and are aware resources are available to help

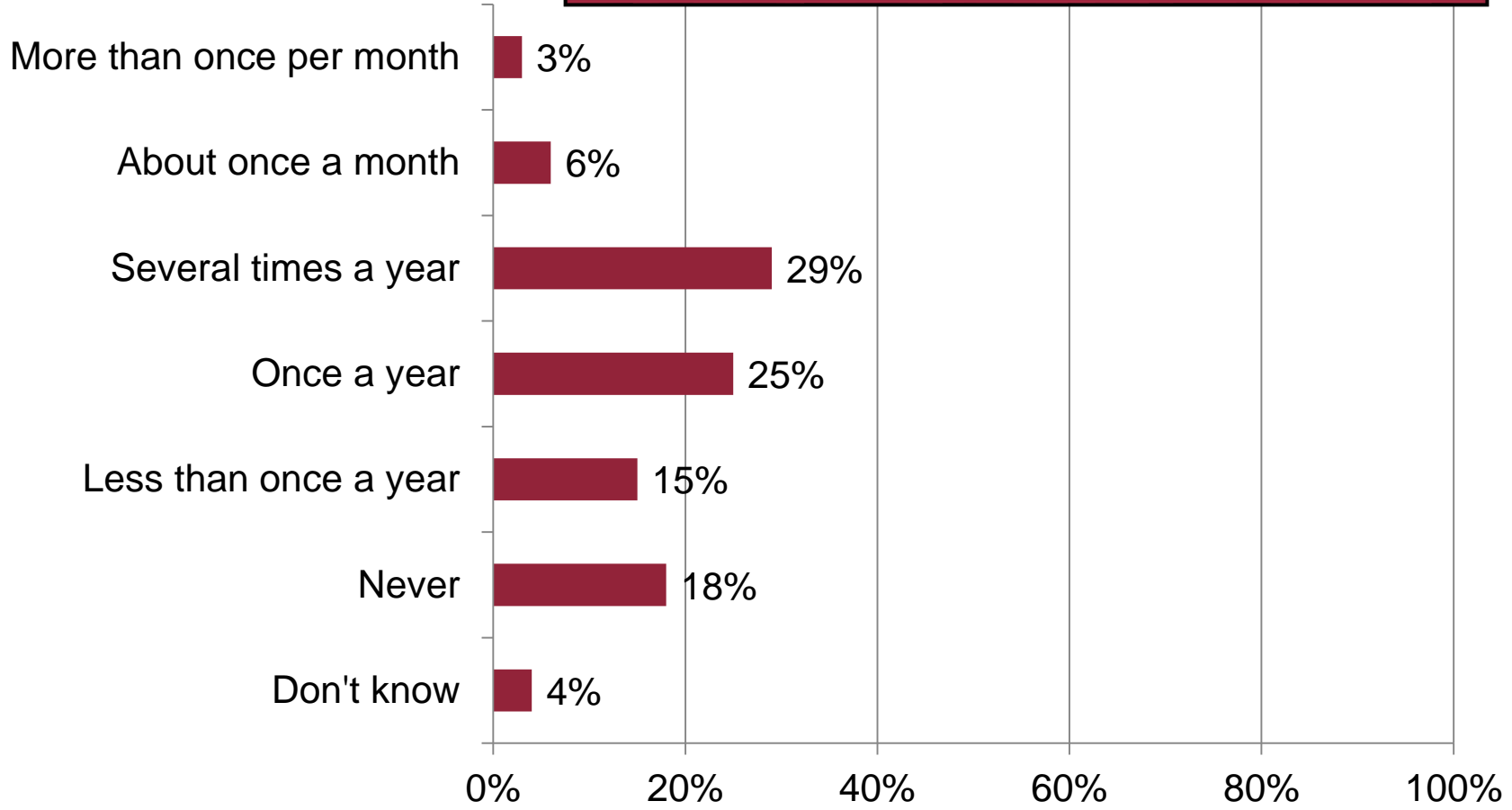
Among Those Who Speak About Domestic or Sexual Violence at Least Once a Year or More



Q10: "Which of the following, if any, are reasons why you do speak about domestic or sexual violence in your church? (Select all that apply)" n=767

62% say they or their congregation has taken action against domestic or sexual violence at least once a year or more

Among Protestant Pastors



Q11: "How often have you or your congregation taken any kind of action against domestic or sexual violence (for example, signing a petition, donating money, volunteering at an event, etc.?)" n=1,000



More pastors say they or their congregation has taken action against domestic or sexual violence several times a year

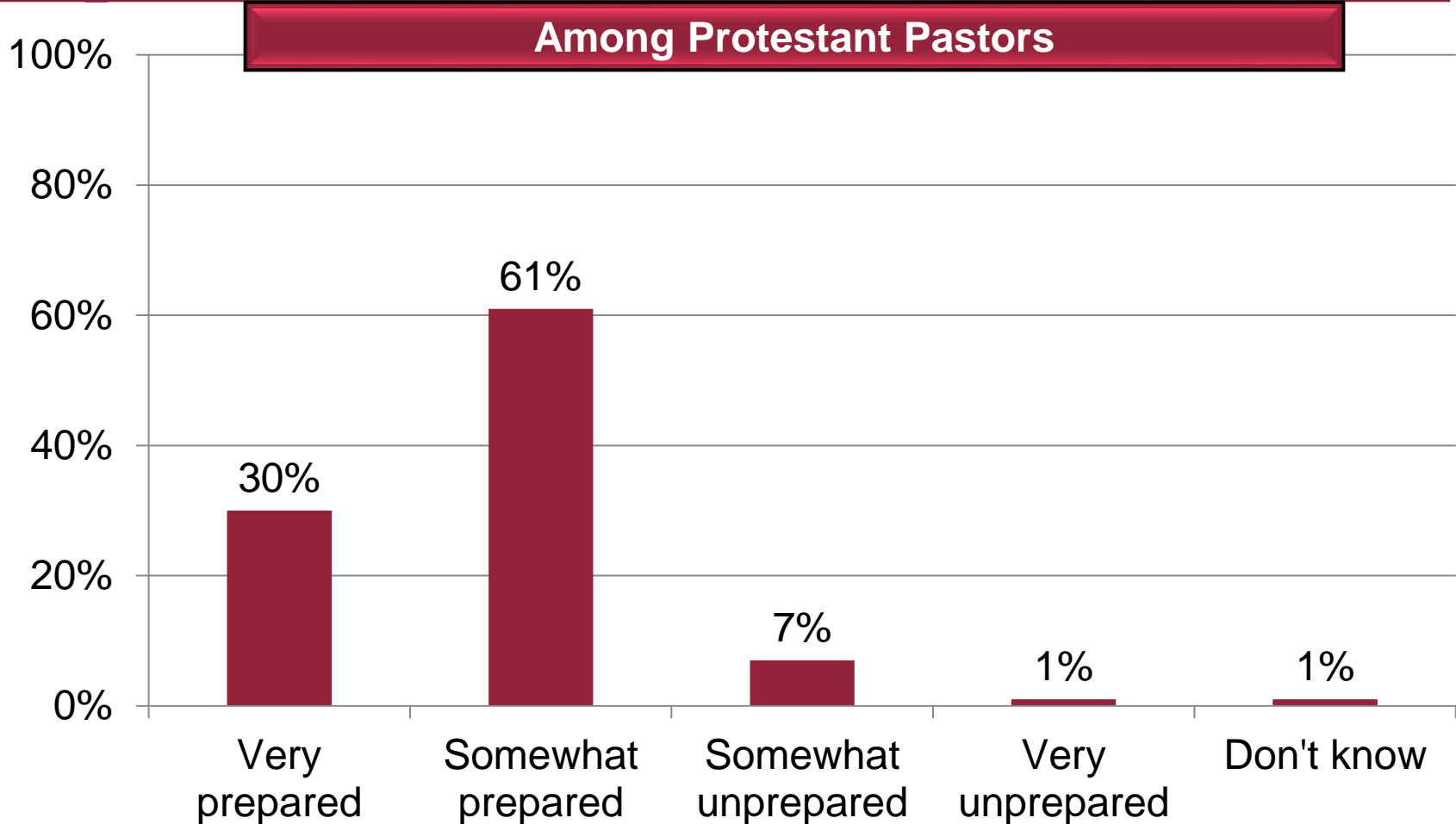
Among Protestant Pastors

2018		2014	
More than once per month	3%	Several times a month	3%
About once a month	6%	About once a month	4%
Several times a year	29%	Several times a year	22%
Once a year	25%	About once a year	25%
Less than once a year	15%	Rarely	27%
Never	18%	Never	16%
Don't know	4%	Don't know	3%

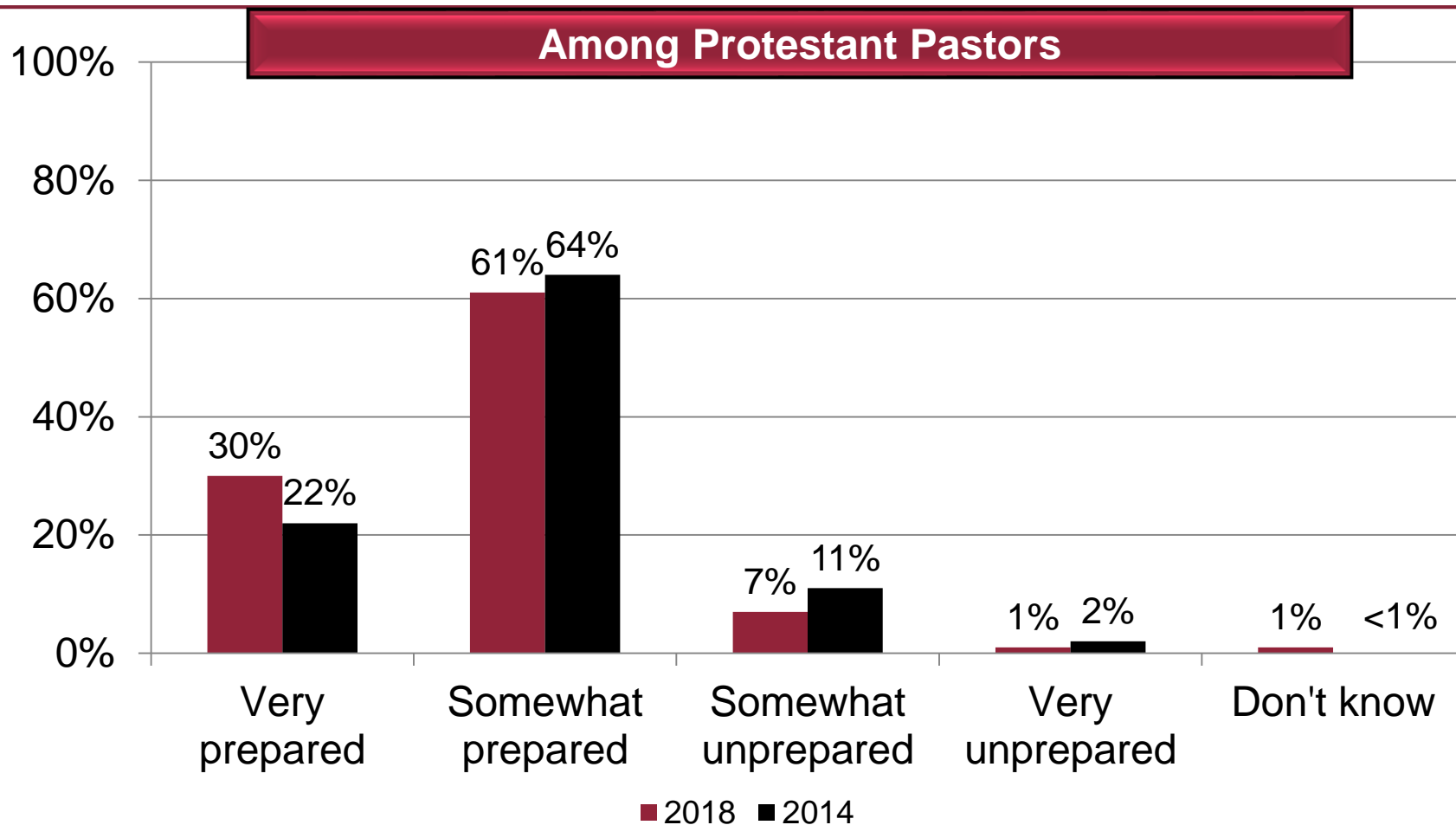
Q11: "How often have you or your congregation taken any kind of action against domestic or sexual violence (for example, signing a petition, donating money, volunteering at an event, etc.)?" n=1,000

2014: "How often have you or your congregation taken any kind of action to speak out against domestic or sexual violence (for example, signing a petition, donating money, volunteering at an event, etc.)?" n=1,000

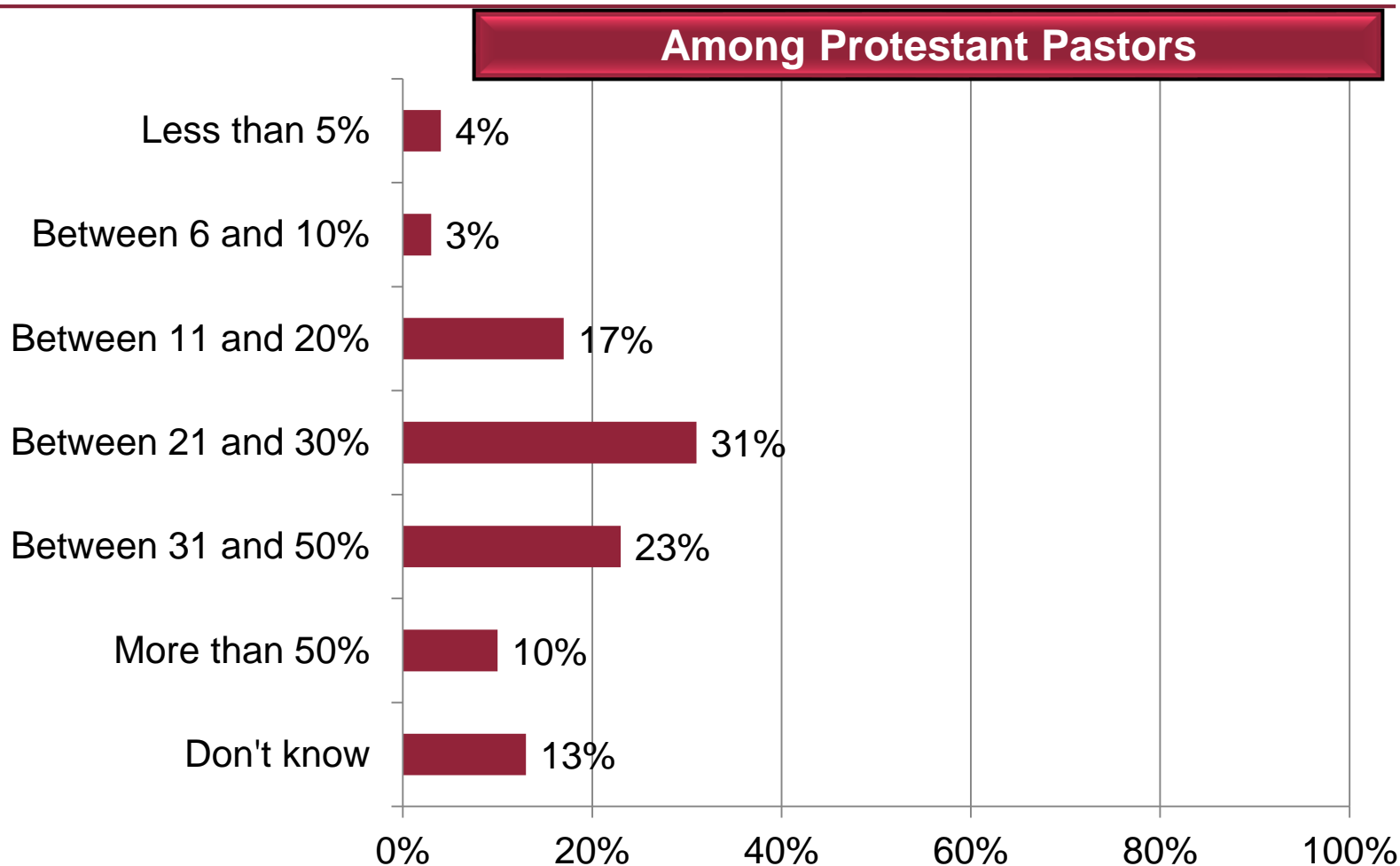
91% say they are prepared to know what to say or not say to someone experiencing domestic or sexual violence



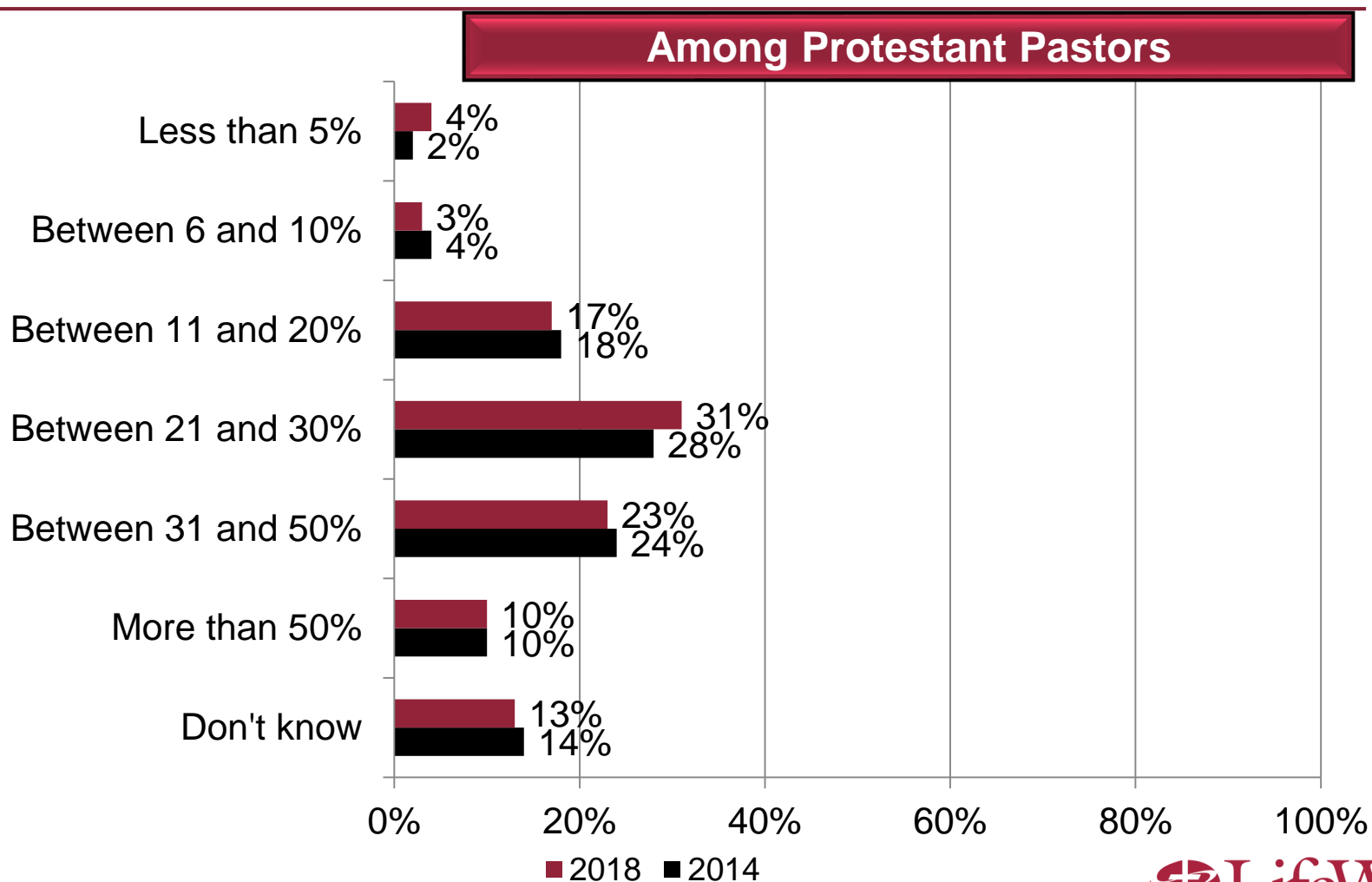
More pastors say they are very prepared to know what to say than in 2014



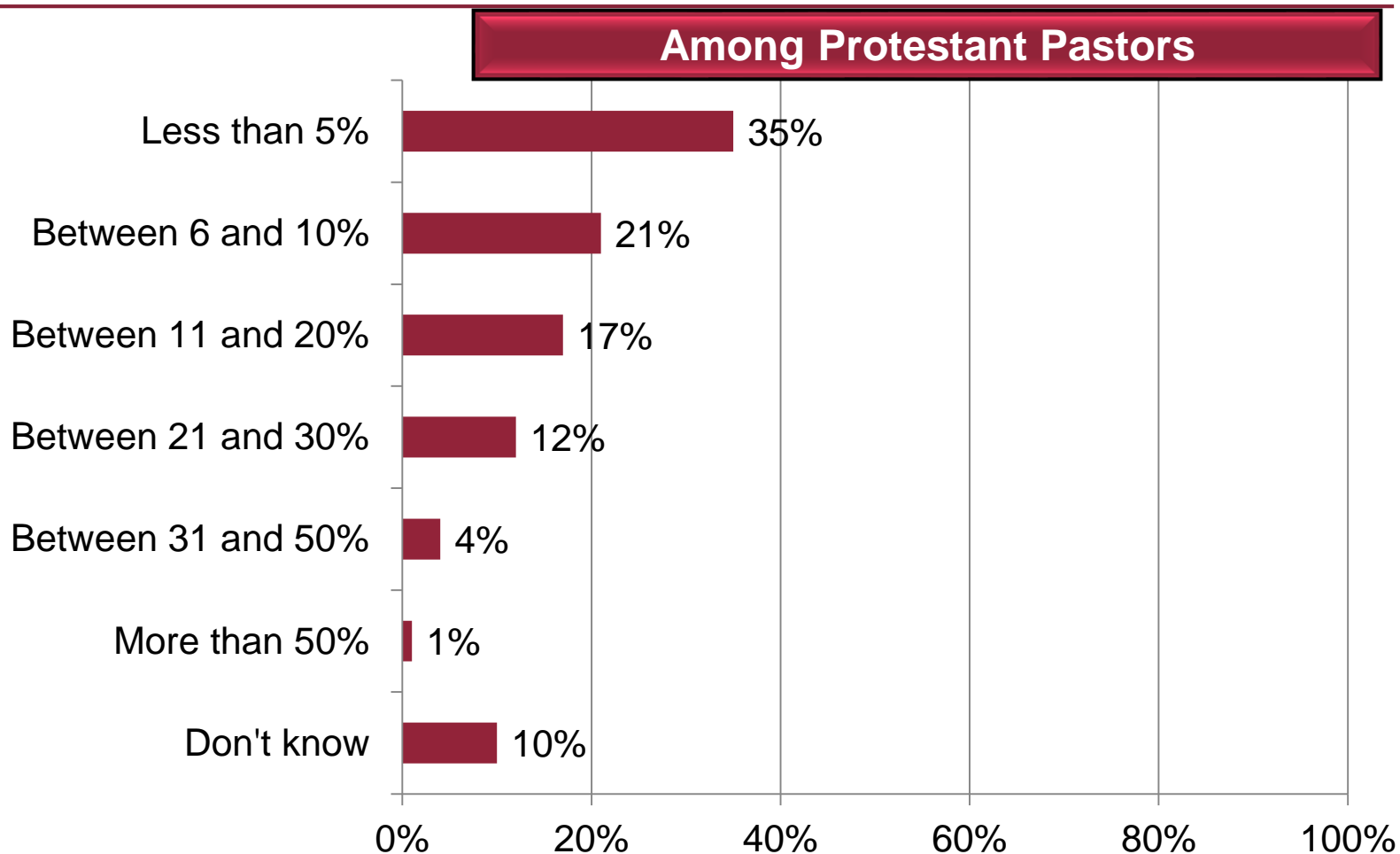
“What percentage of adults and children in the US population have been victims of domestic or sexual violence?”



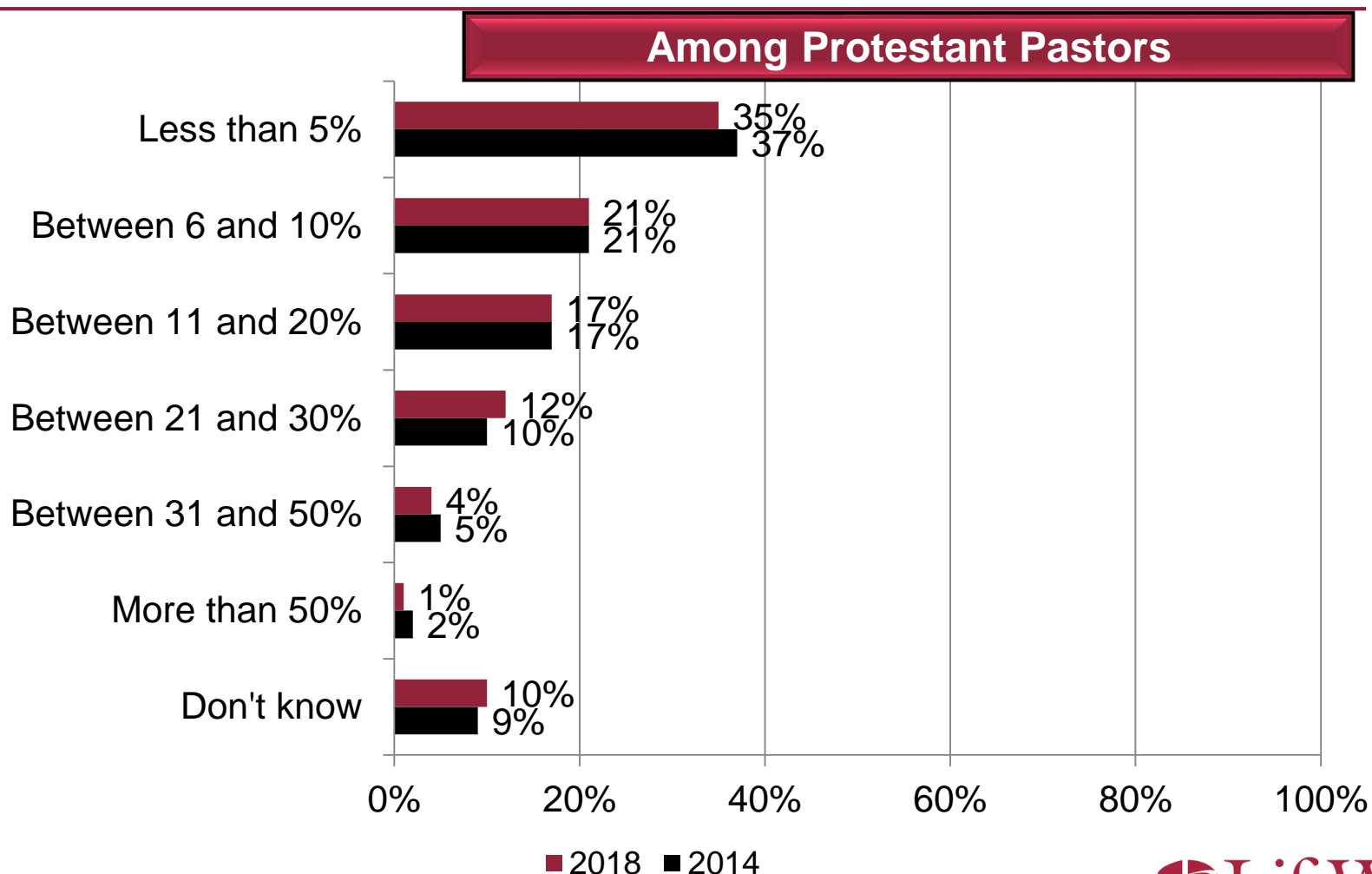
Pastors' estimates of the percentage of the US population that have been victims of domestic or sexual violence is similar to 2014



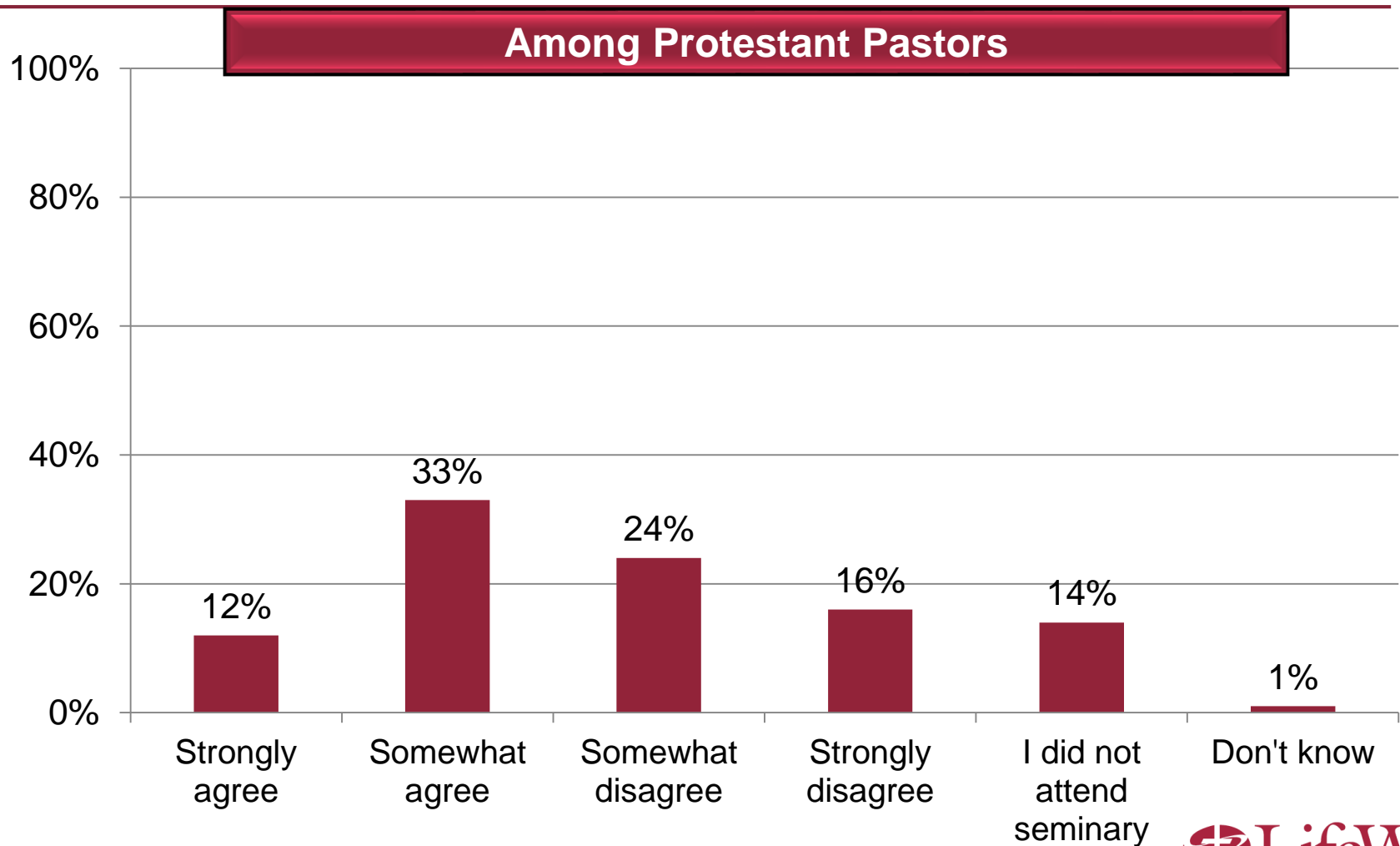
“What percentage of adults and children in your congregation would you estimate have been victims of domestic violence?”



Pastors' estimates of the percentage of their congregation who have been victims of domestic violence is similar to 2014

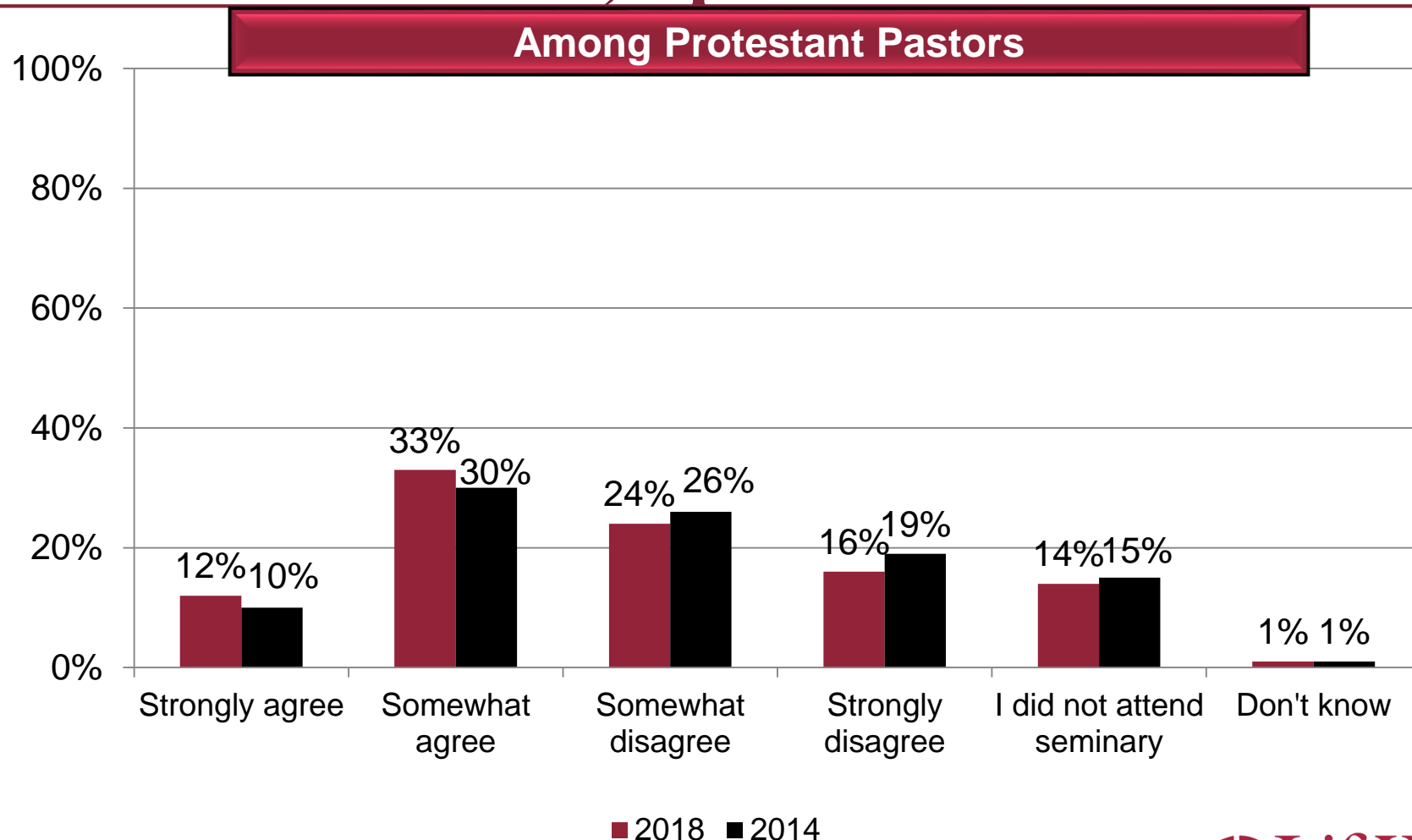


45% agree that their seminary training provided sufficient resources to address domestic violence



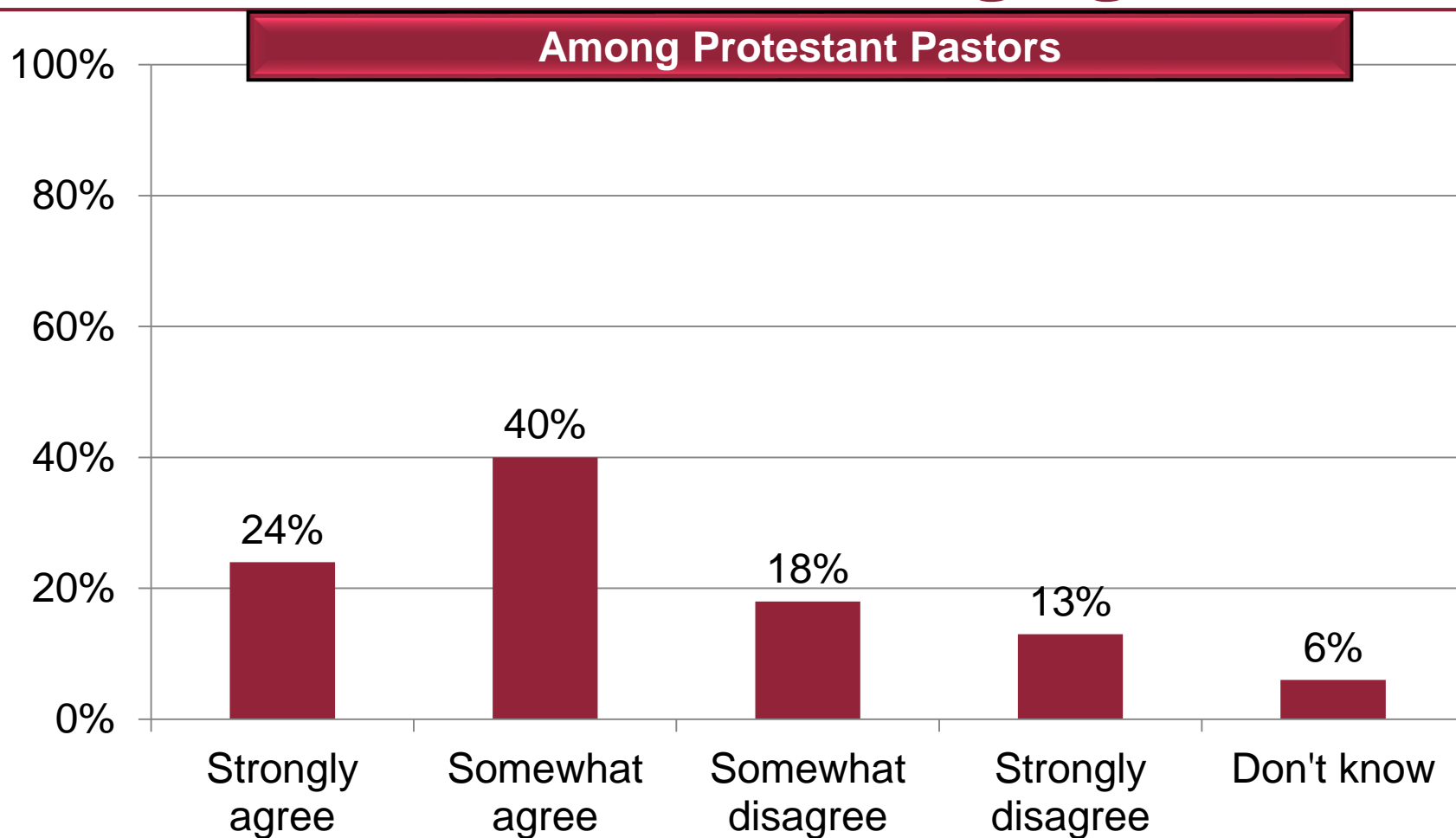
Q15: "As a pastor, my seminary training provided me with sufficient resources to address situations of domestic violence." n=1,000

45% agree that seminary training provided sufficient resources to address domestic violence, up from 40% in 2014



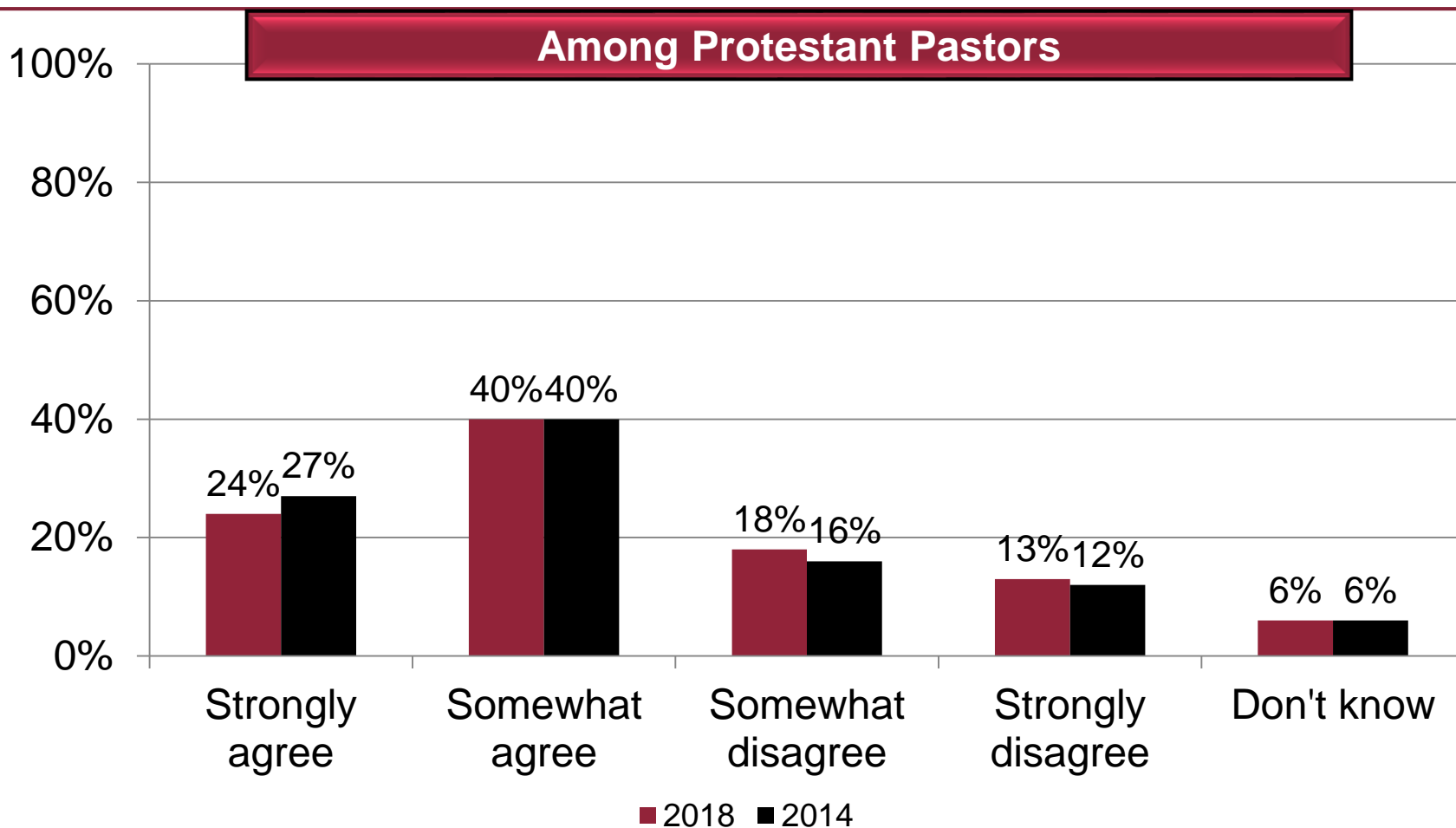
Q15: "As a pastor, my seminary training provided me with sufficient resources to address situations of domestic violence." n=1,000

64% agree that domestic or sexual violence occurs in their congregation



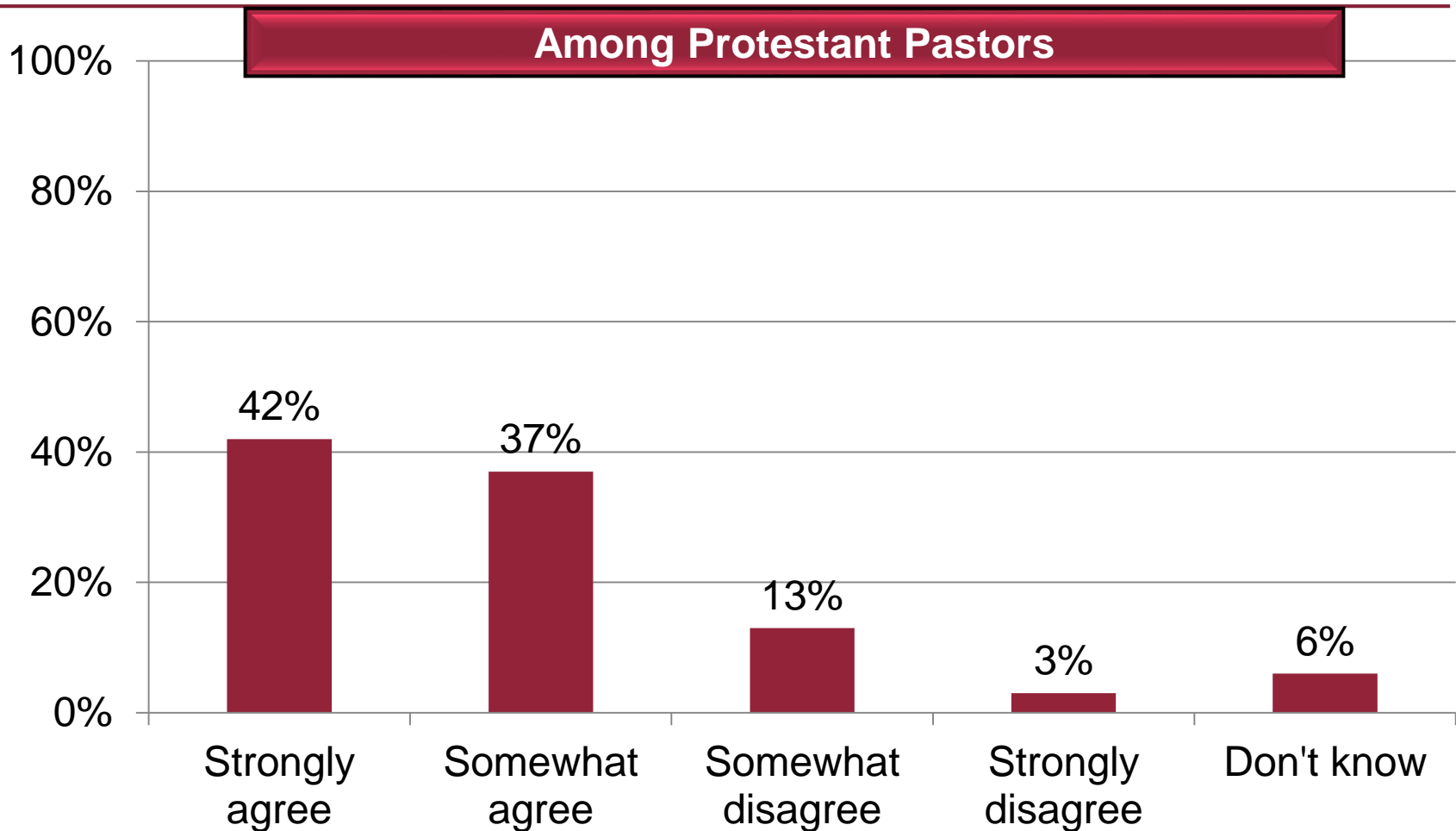
Q16: "Domestic or sexual violence (including physical violence, sexual assault, rape, or child sexual abuse) occurs in the lives of people in our congregation." n=1,000

The number agreeing that domestic or sexual violence occurs in their congregation is similar to 2014



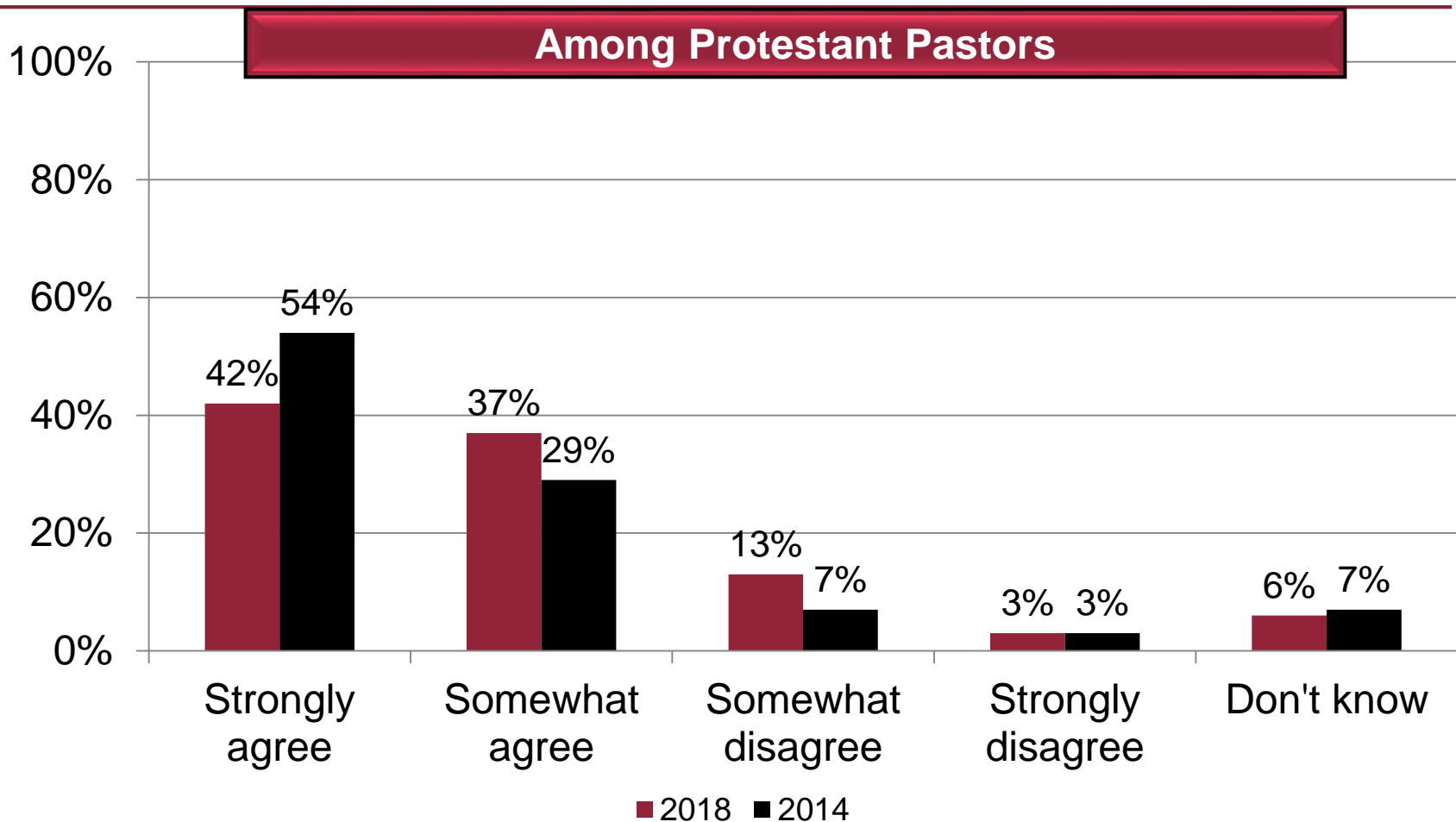
Q16: "Domestic or sexual violence (including physical violence, sexual assault, rape, or child sexual abuse) occurs in the lives of people in our congregation." n=1,000

79% agree that the U.S. has just as big of a problem with domestic and sexual violence as other countries in the world



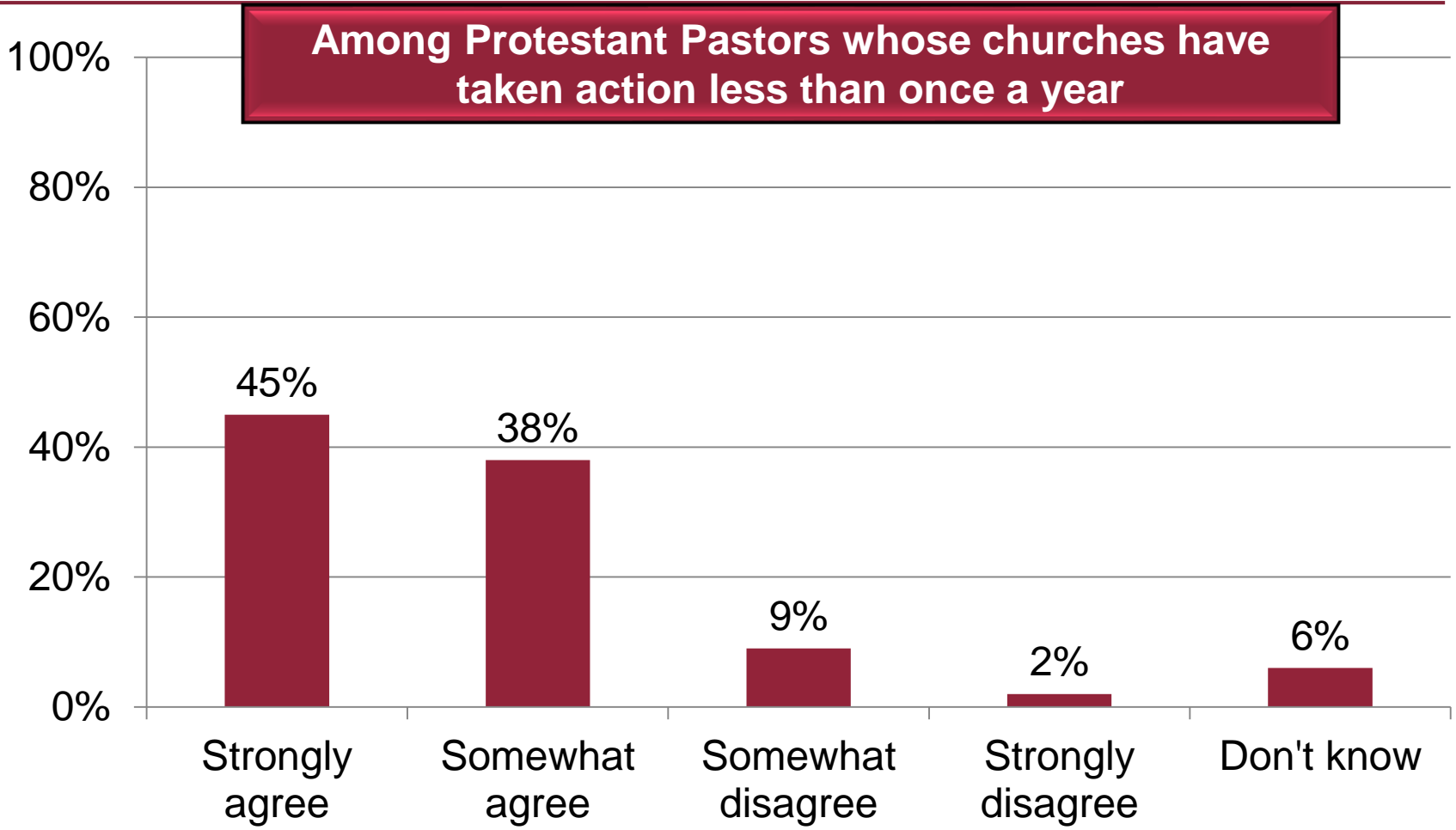
Q17: "The United States has just as big of a problem with domestic and sexual violence (including physical violence, sexual assault, rape, or child sexual abuse) as other countries in the world." n=1,000

Fewer pastors strongly agree that the U.S. has just as big of a problem with domestic and sexual violence as other countries



Q17: "The United States has just as big of a problem with domestic and sexual violence (including physical violence, sexual assault, rape, or child sexual abuse) as other countries in the world." n=1,000

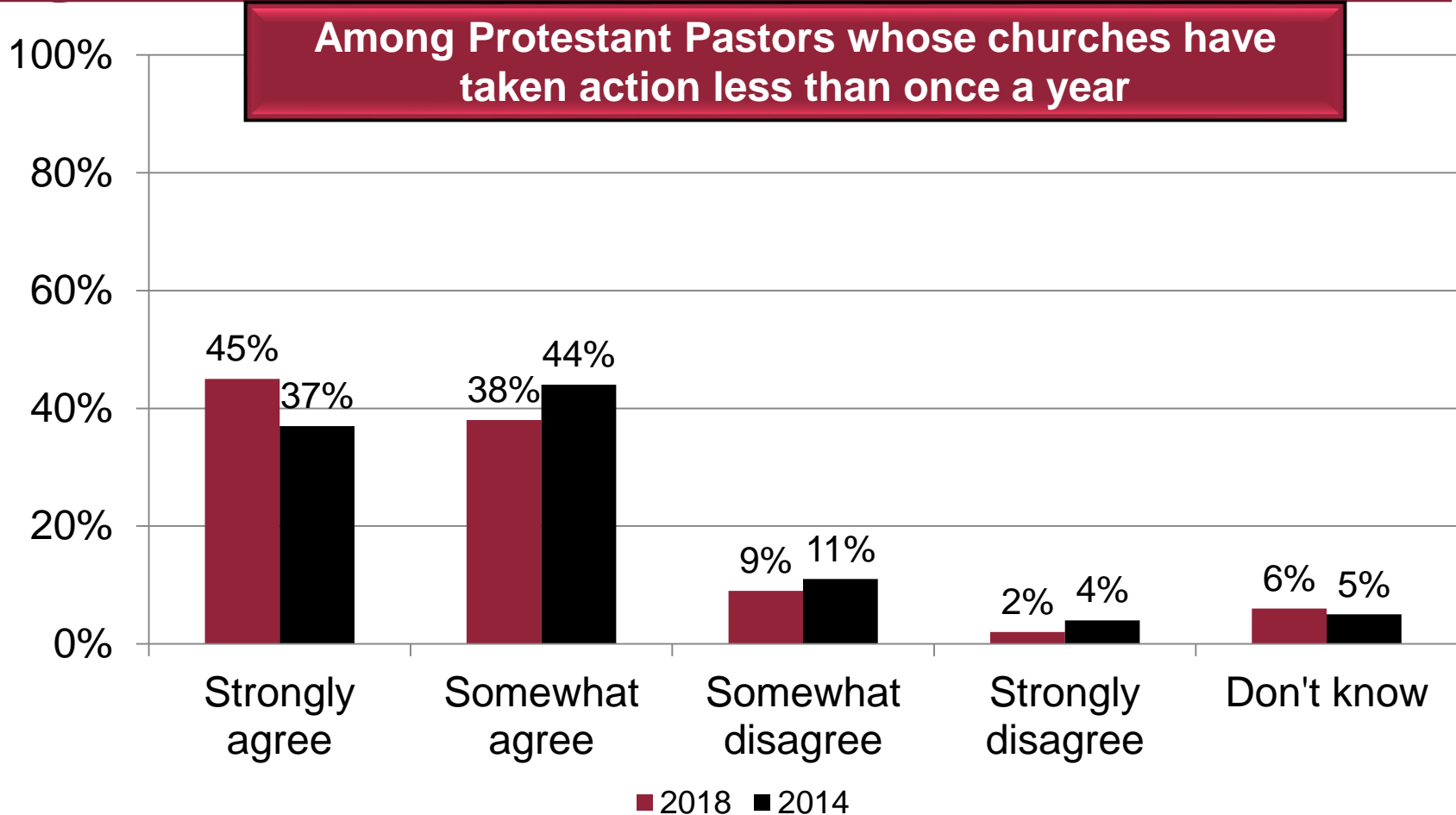
83% agree they would take action to reduce domestic or sexual violence if they had training and resources



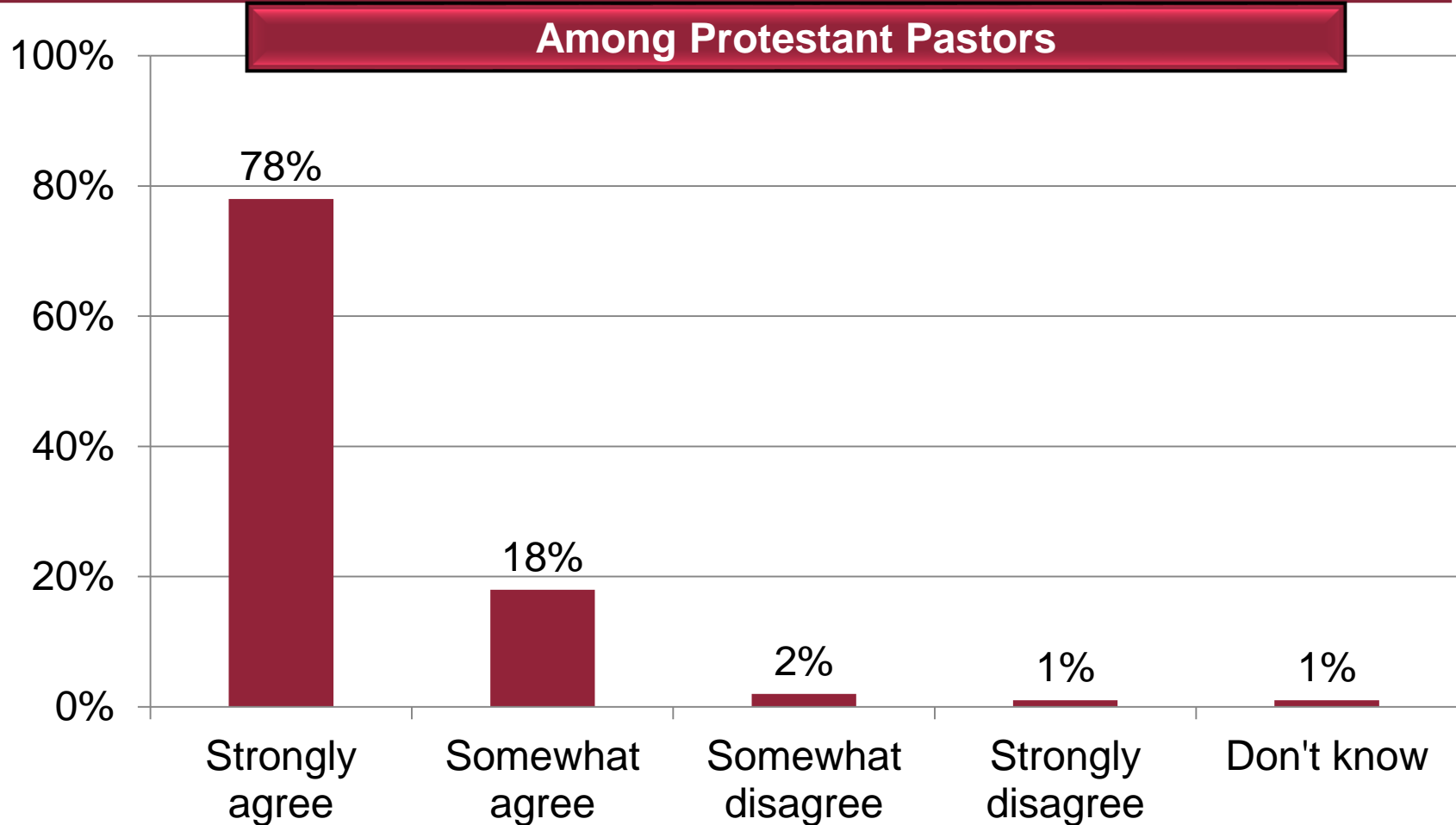
Q18: "If I had training and resources, I would take action to reduce domestic and sexual violence." n=374



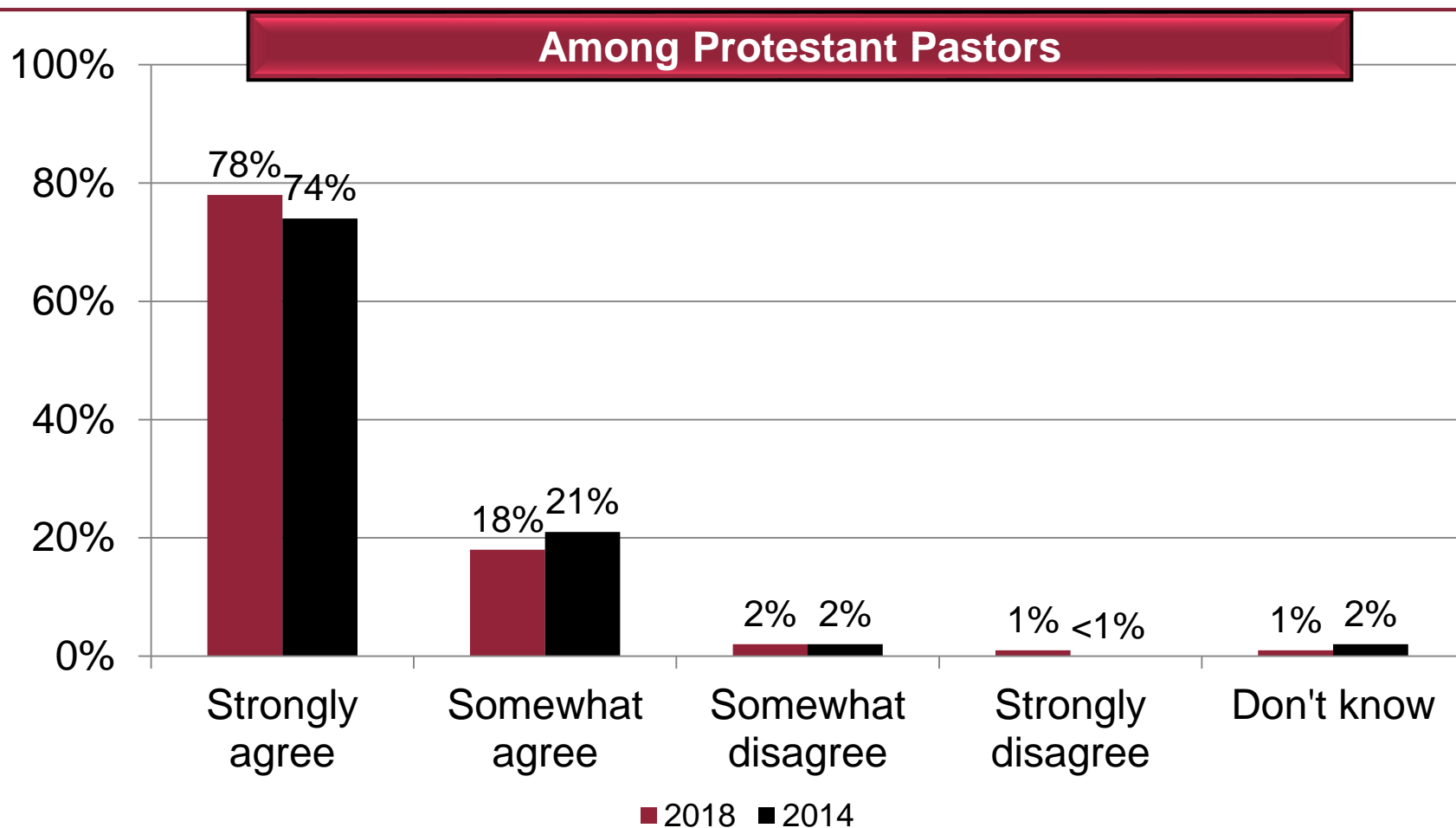
Pastors' agreement that they would take action to reduce domestic or sexual violence if they had training is similar but strong agreement has risen



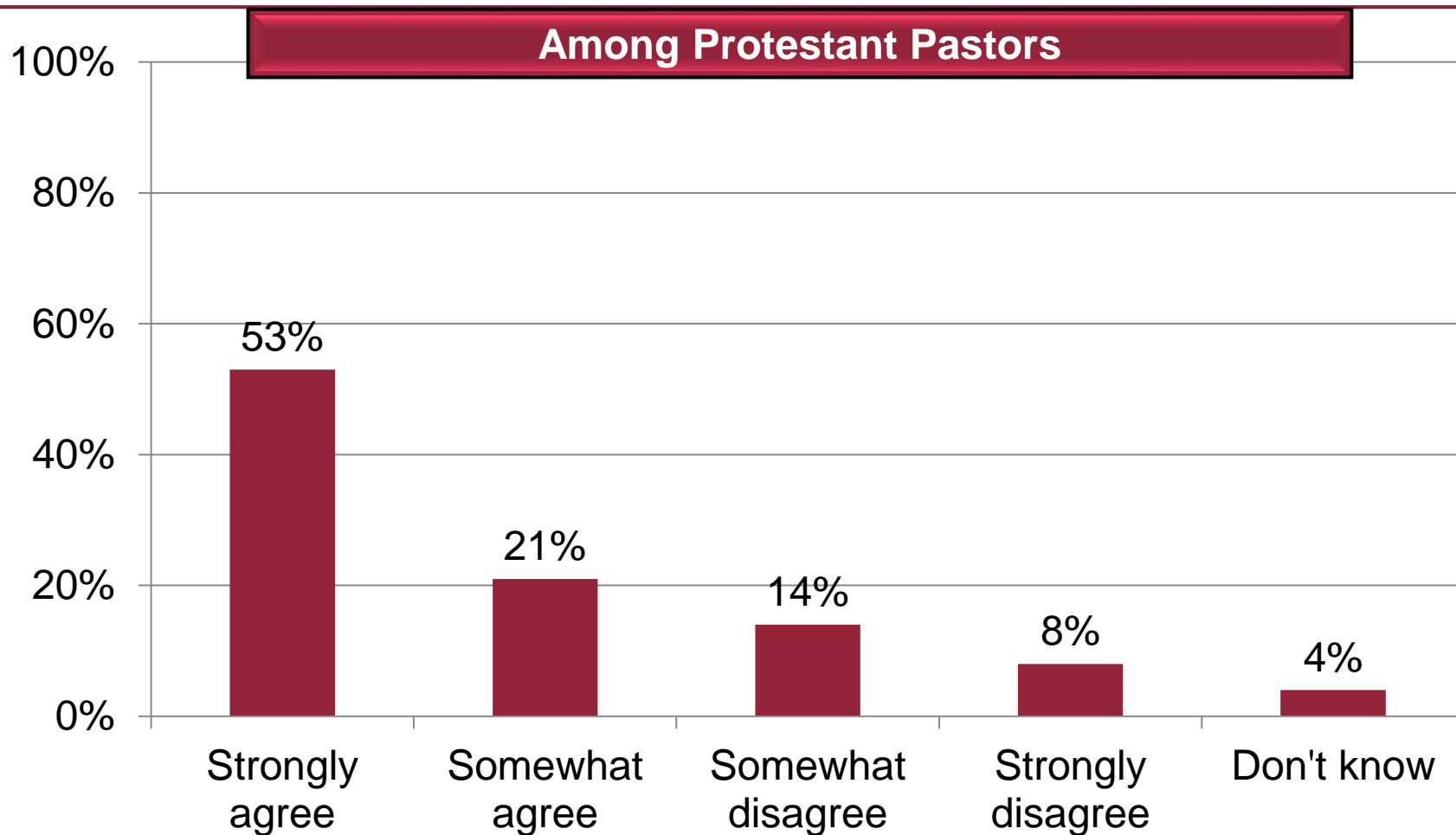
96% agree that pastors have a responsibility to ask about domestic or sexual violence when they see any signs



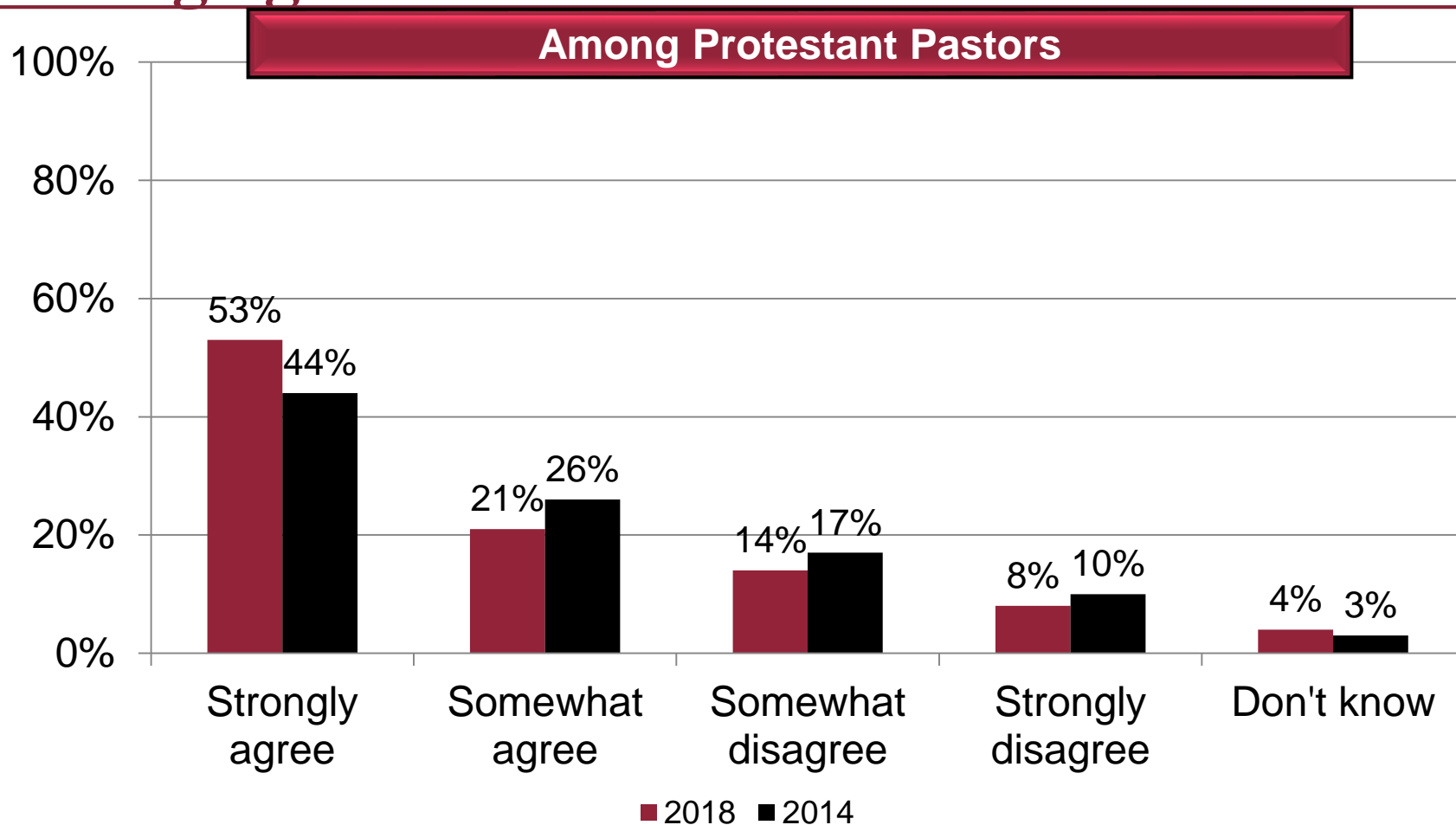
Pastors' agreement that they have a responsibility to ask about domestic or sexual violence when they see any signs is similar to 2014



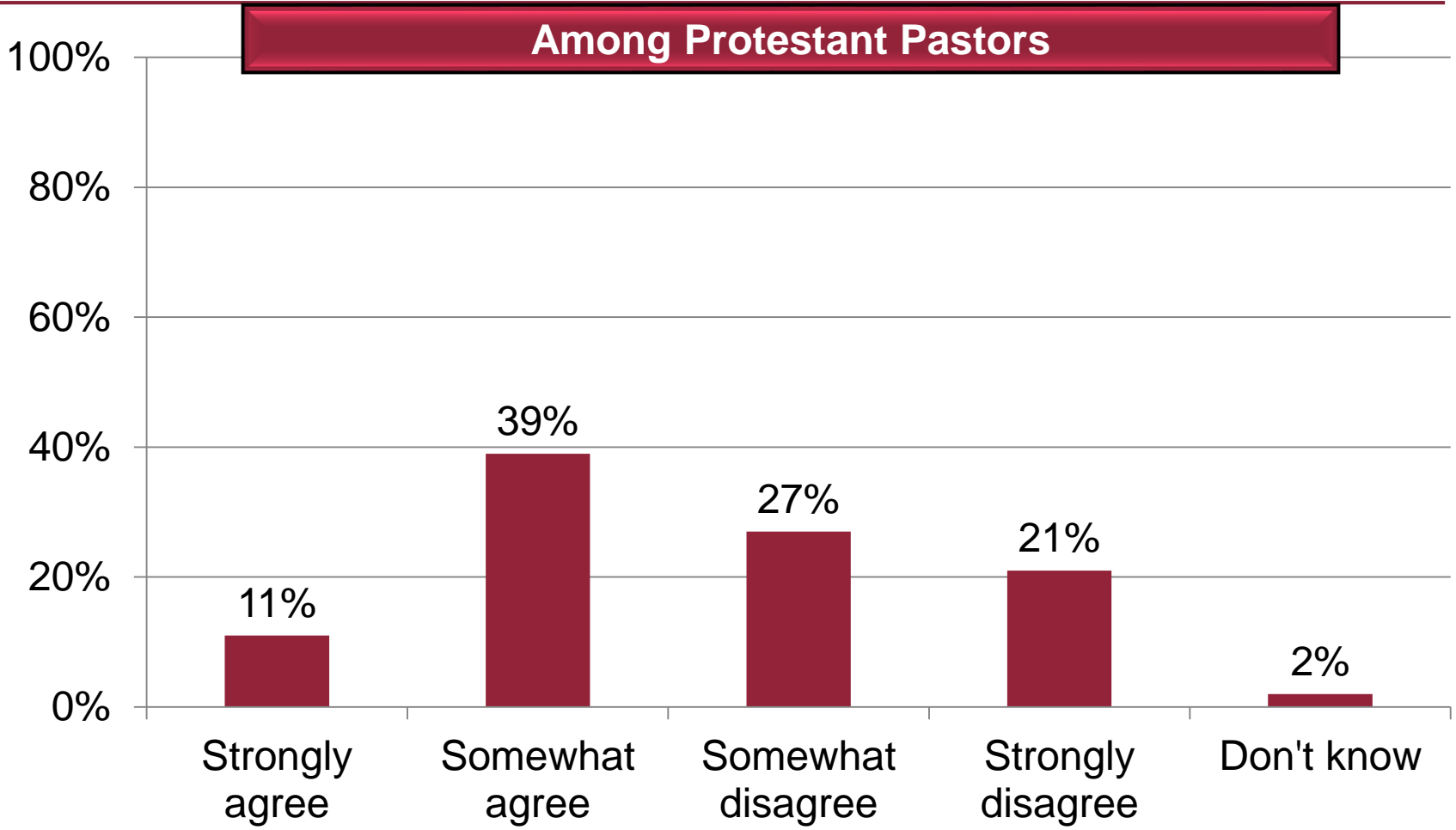
73% agree that individuals can leave abusive relationships if they want to



Overall, agreement that individuals can leave abusive relationships is similar to 2014 but strong agreement has risen



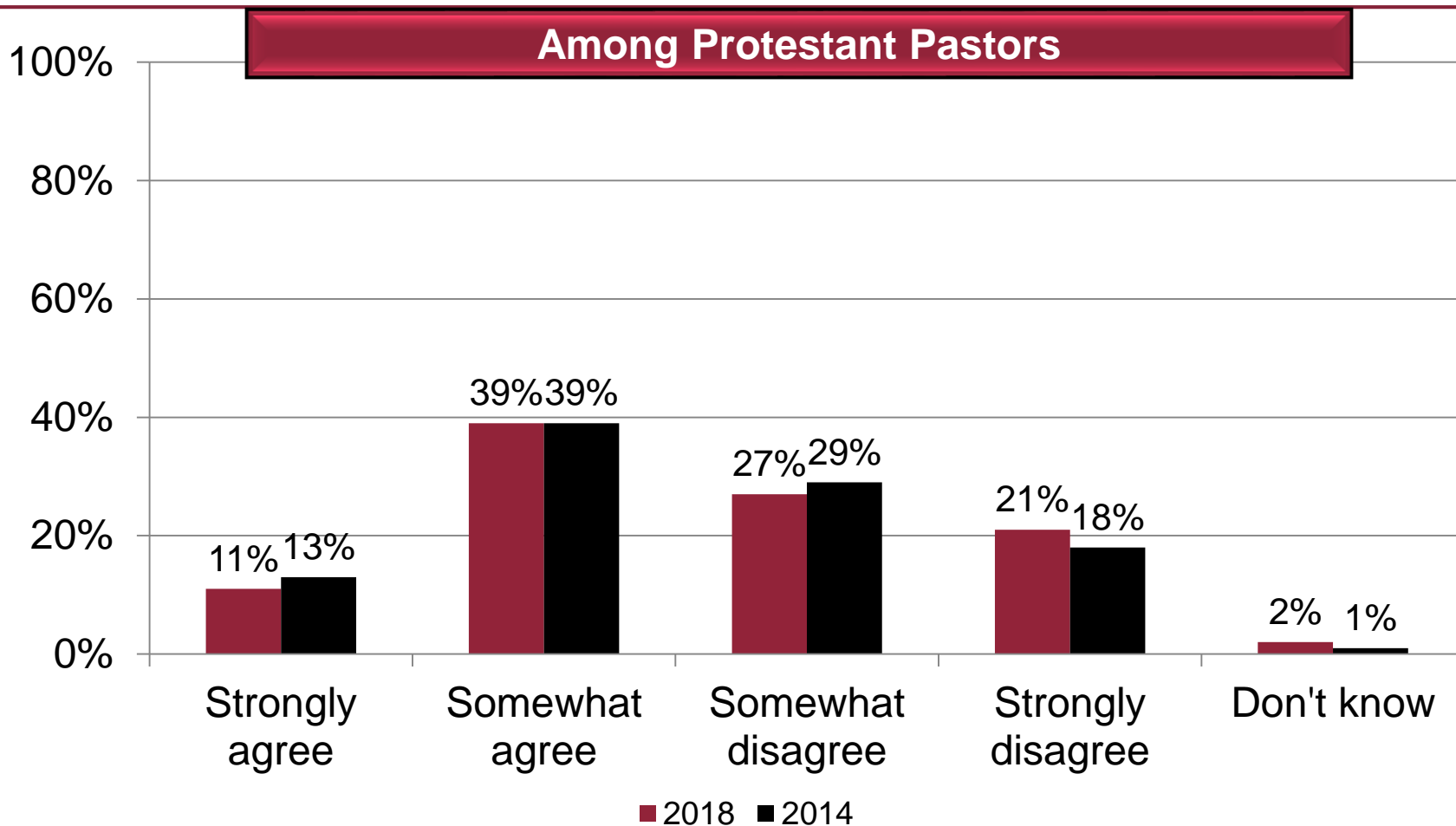
Half agree that they do not have sufficient training to address situations of domestic or sexual violence



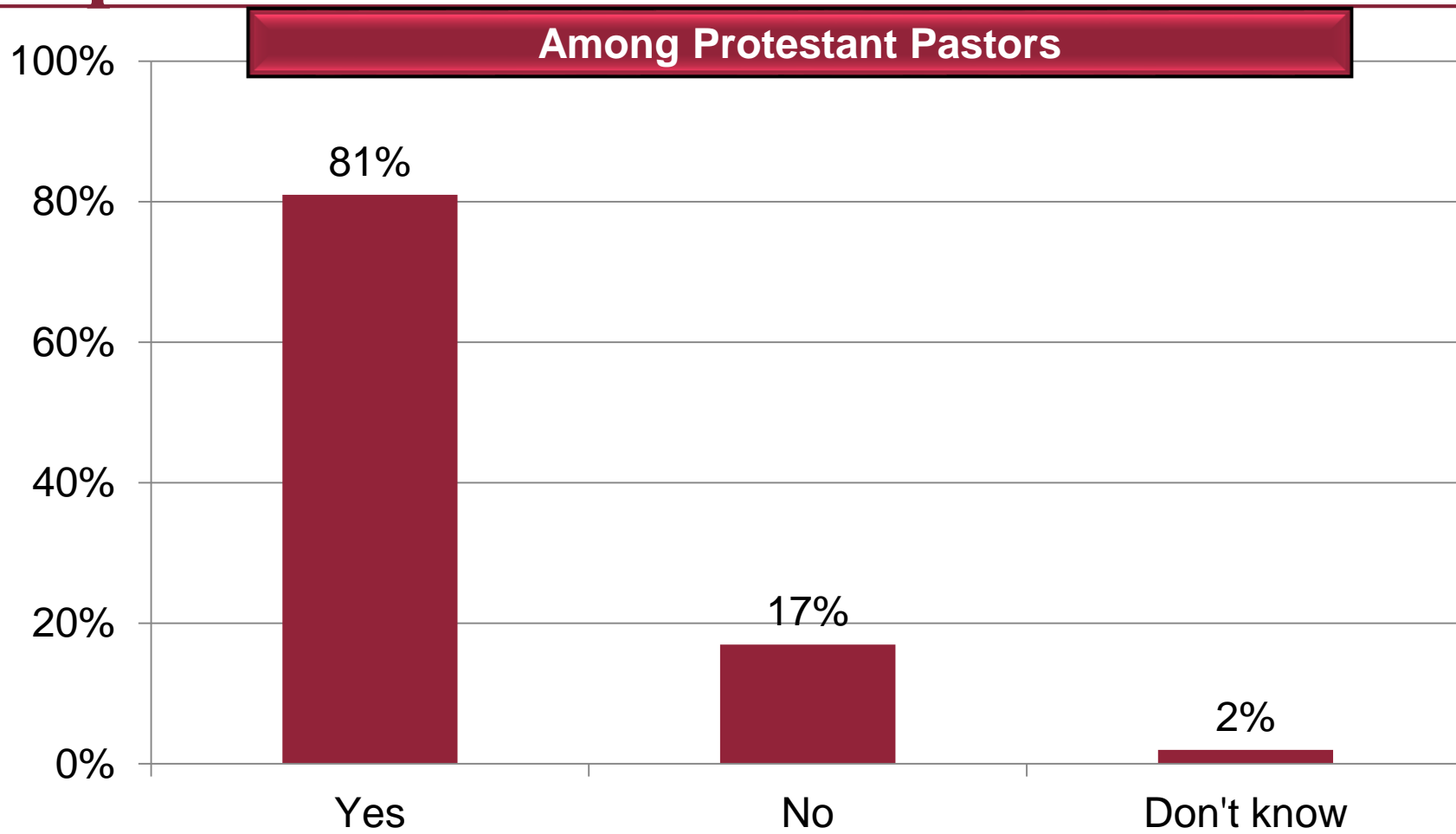
Q21: "As a pastor, I do not have sufficient training to address situations of domestic or sexual violence." n=1,000



Pastors' agreement that they do not have sufficient training to address situations of domestic or sexual violence is similar to 2014

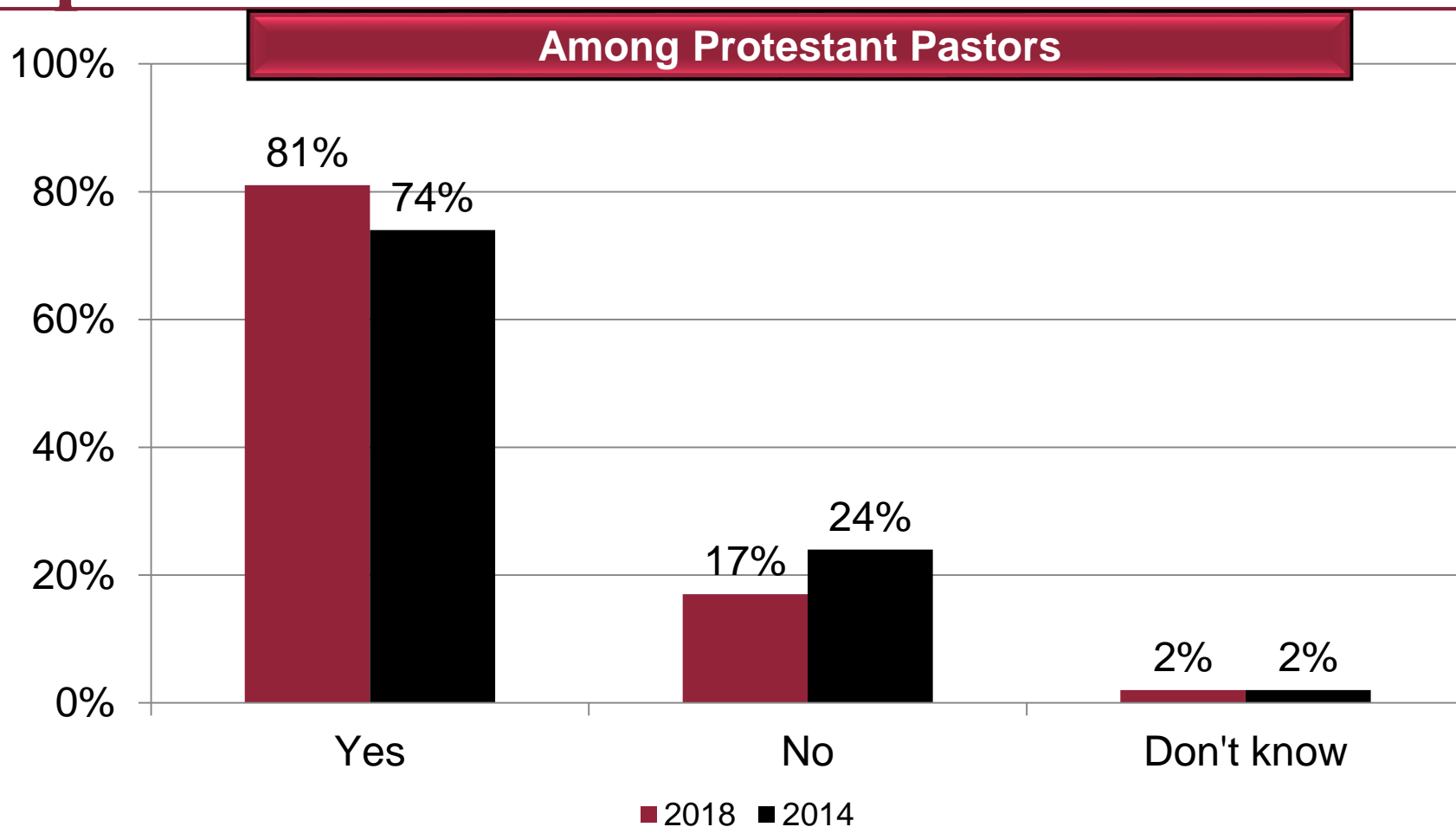


81% say they know someone who has experienced domestic or sexual violence



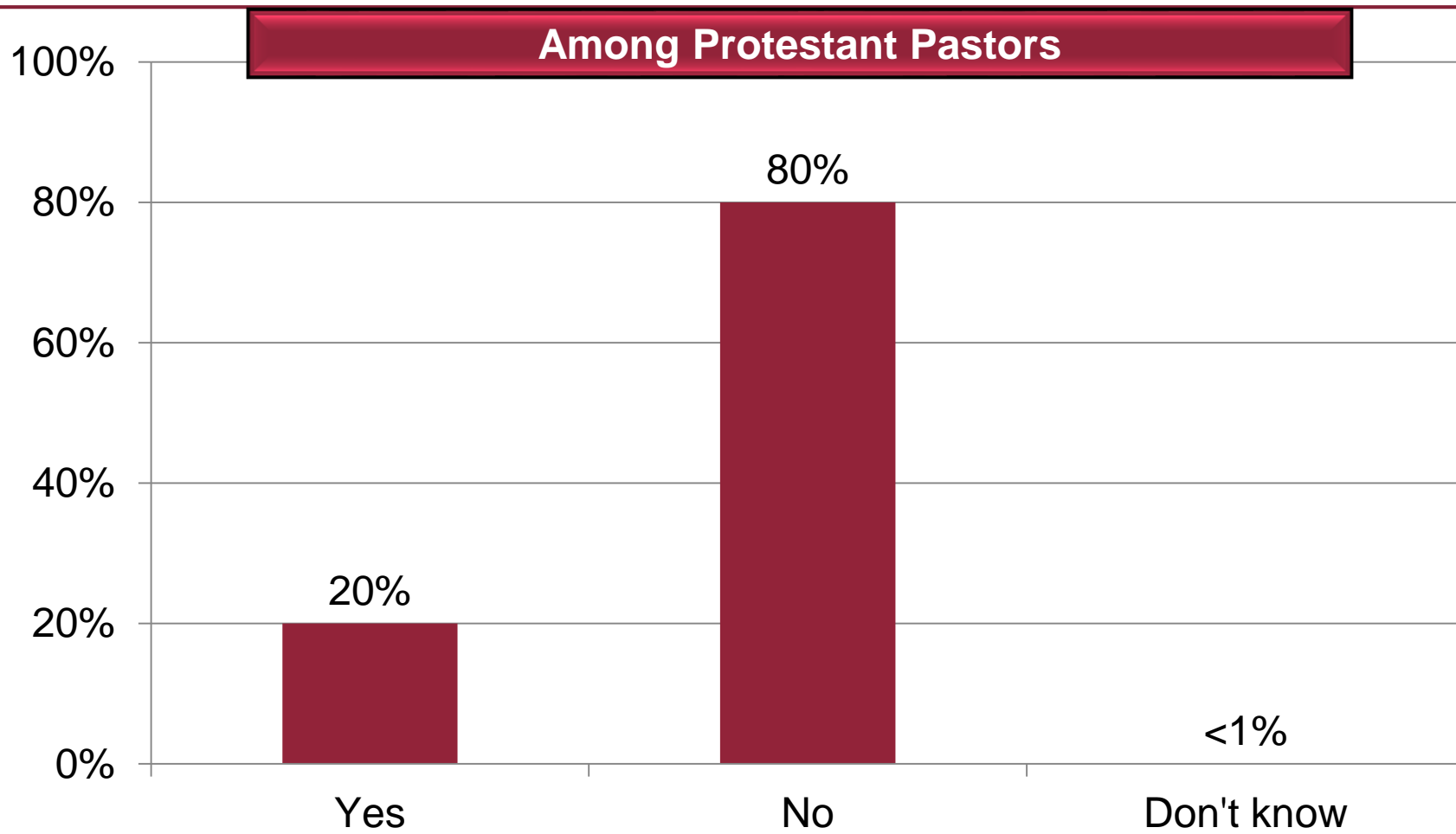
Q22: "Has someone you know among family, friends, or church members experienced domestic or sexual violence such as physical violence, sexual assault, rape, or child sexual abuse?" n=1,000

81% say they know someone who has experienced domestic or sexual violence, up from 74% in 2014



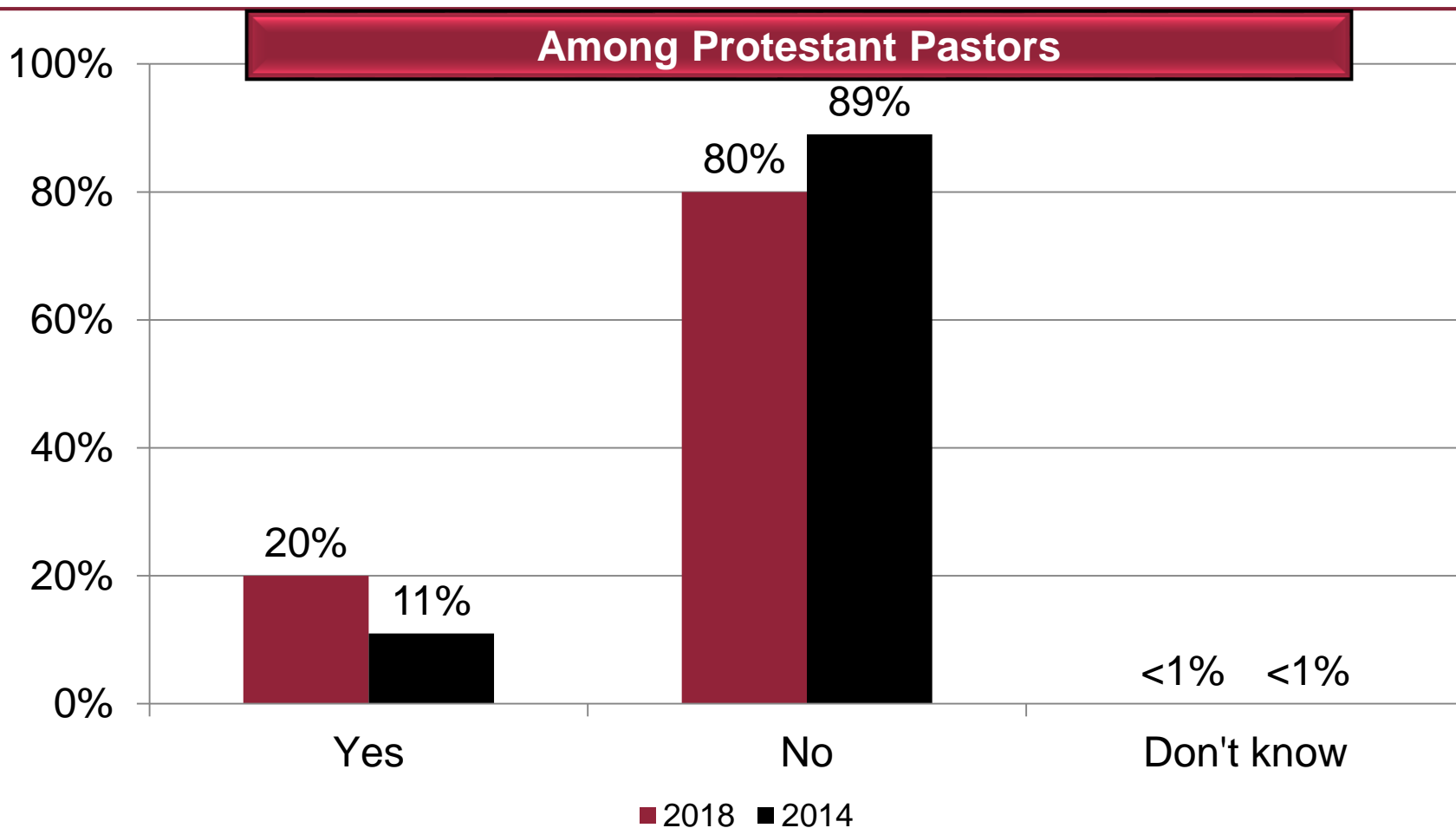
Q22: "Has someone you know among family, friends, or church members experienced domestic or sexual violence such as physical violence, sexual assault, rape, or child sexual abuse?" n=1,000

1 in 5 pastors say they have personally experienced domestic or sexual violence



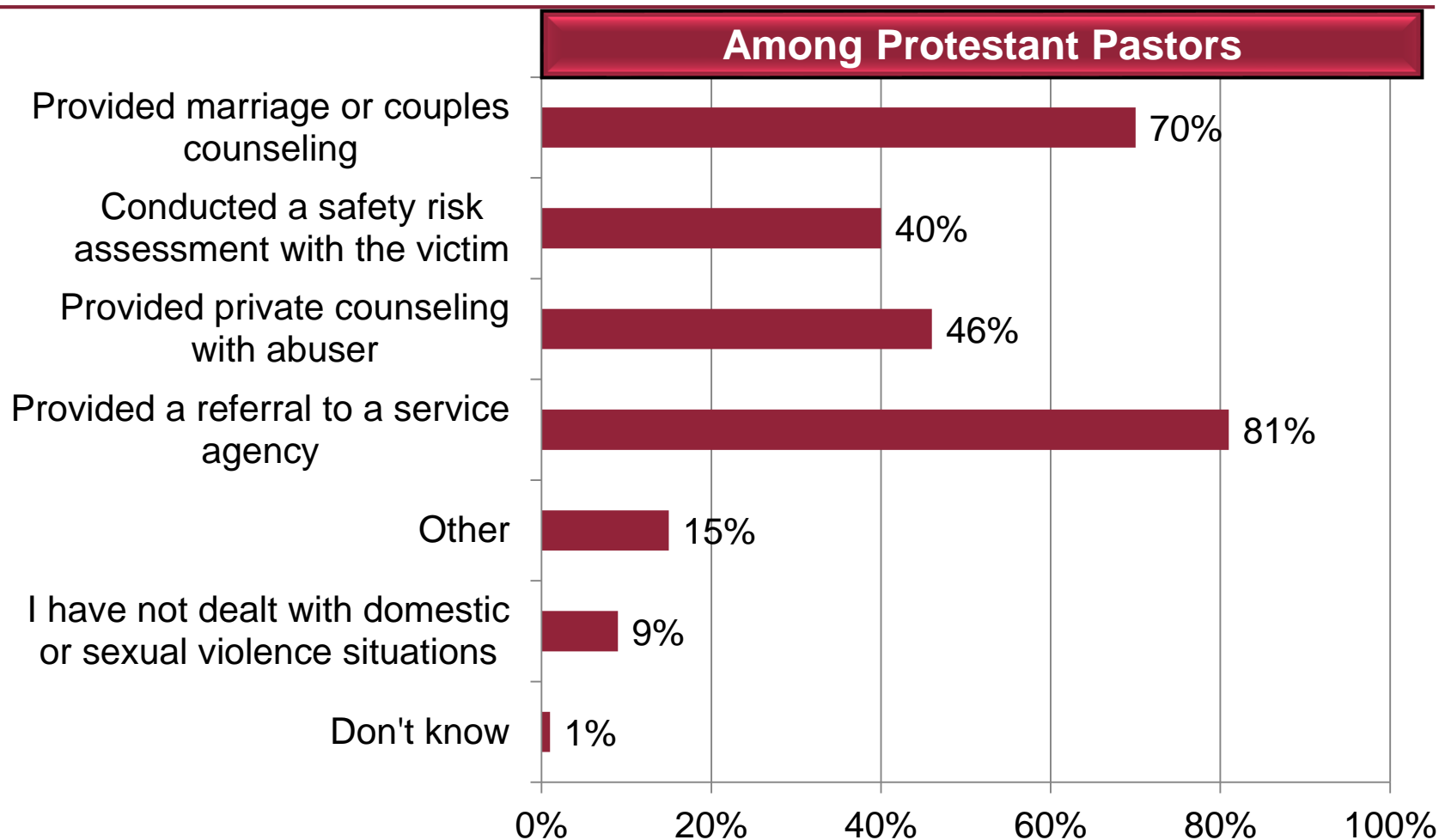
Q23: "Have you personally experienced a form of domestic or sexual violence such as physical violence, sexual assault, rape, or child sexual abuse?" n=987

Pastors saying they have personally experienced domestic or sexual violence increased from 11% in 2014 to 20% in 2018



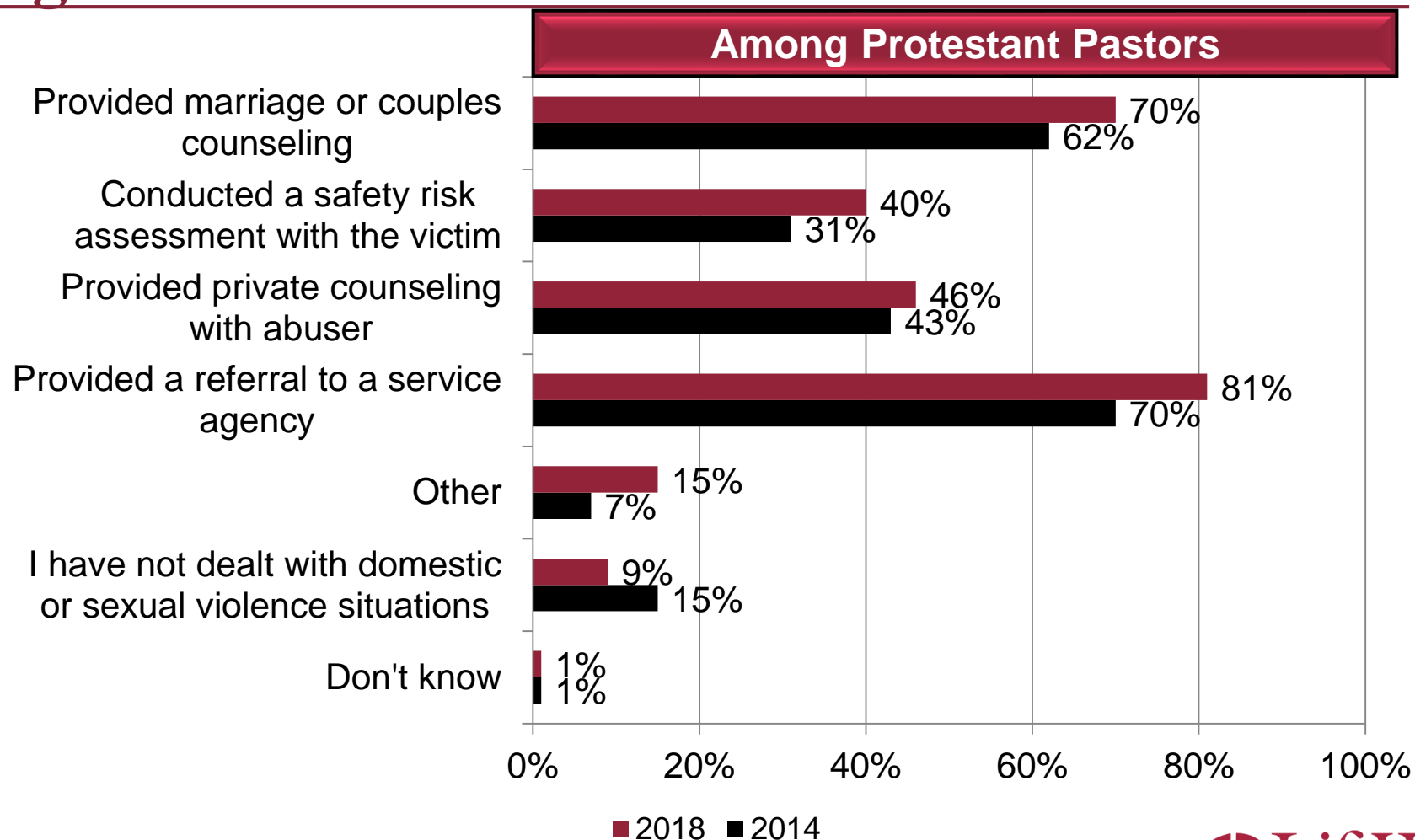
Q23: "Have you personally experienced a form of domestic or sexual violence such as physical violence, sexual assault, rape, or child sexual abuse?" n=987

“Of the following responses, which have you used when dealing with domestic and sexual violence situations?”



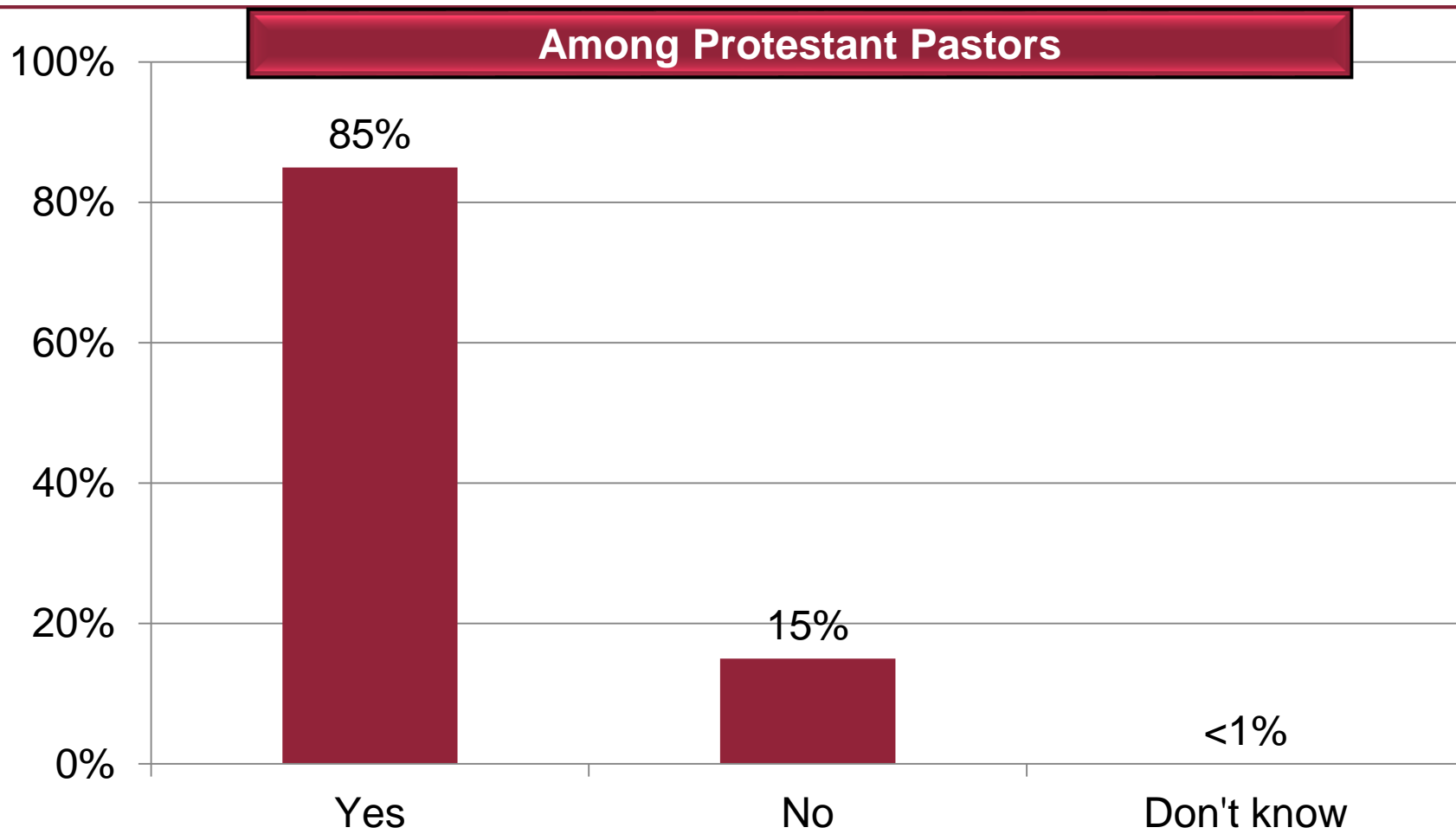
Q24: “Of the following responses, which have you used when dealing with domestic and sexual violence situations? (Select all that apply)” n=1,000

Pastors offering marriage counseling, safety risk assessments, and referrals to service agencies are all more common than in 2014

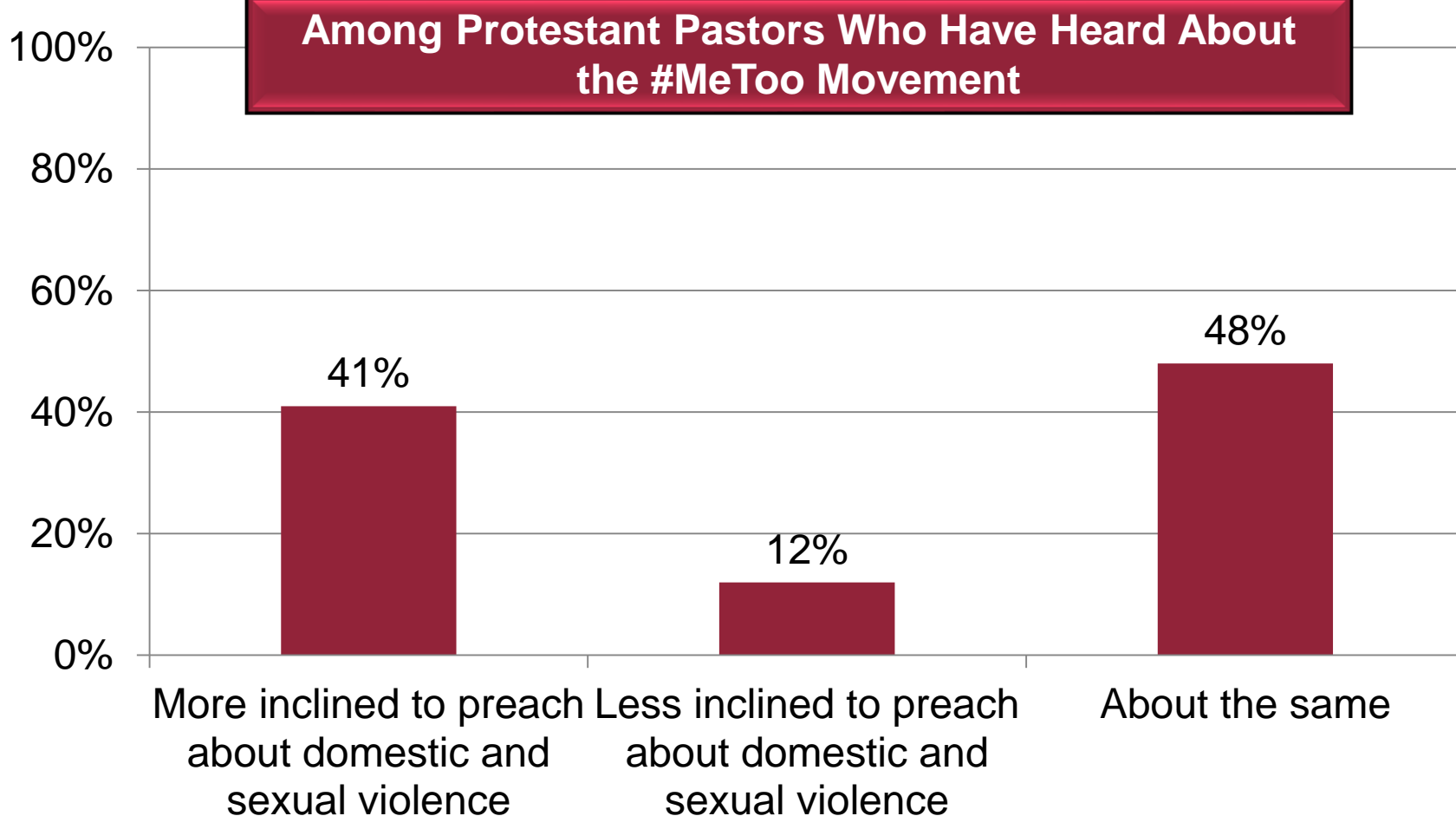


Q24: "Of the following responses, which have you used when dealing with domestic and sexual violence situations? (Select all that apply)" n=1,000

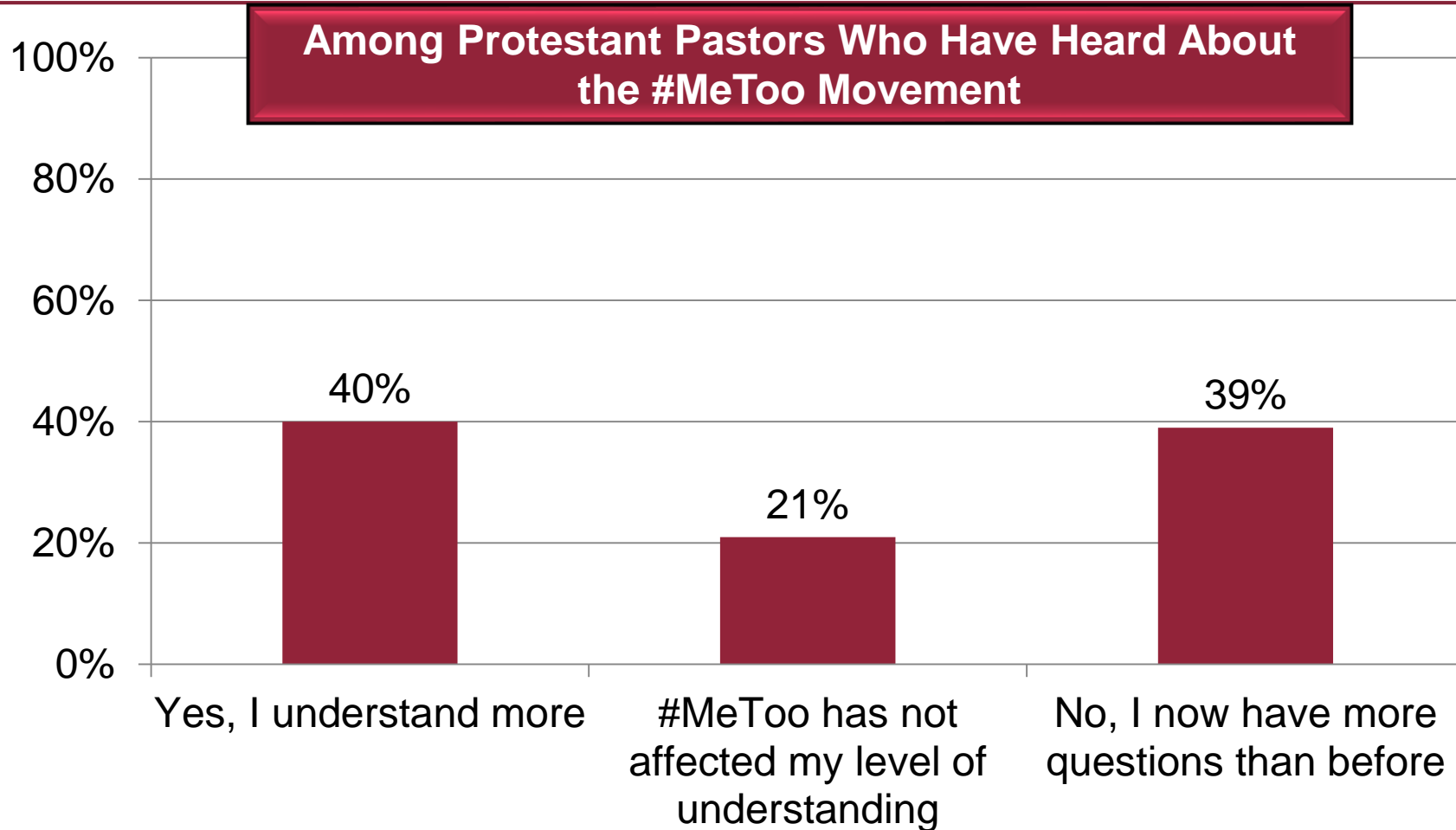
85% say they have heard about the #MeToo movement



41% say that in light of the #MeToo movement, they are more inclined to preach about domestic or sexual violence

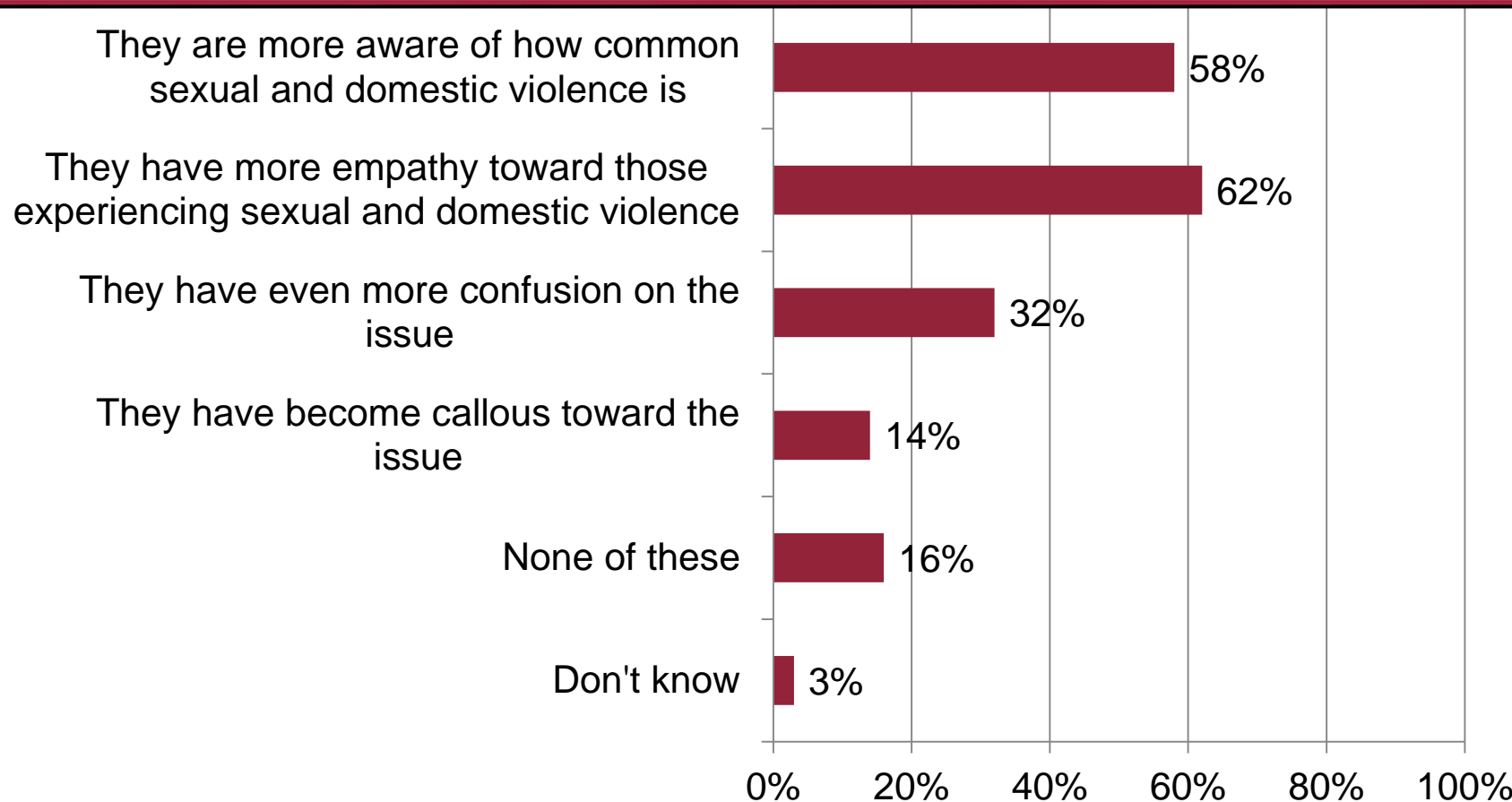


4 out of 10 say that they understand more about sexual and domestic violence because of the #MeToo movement

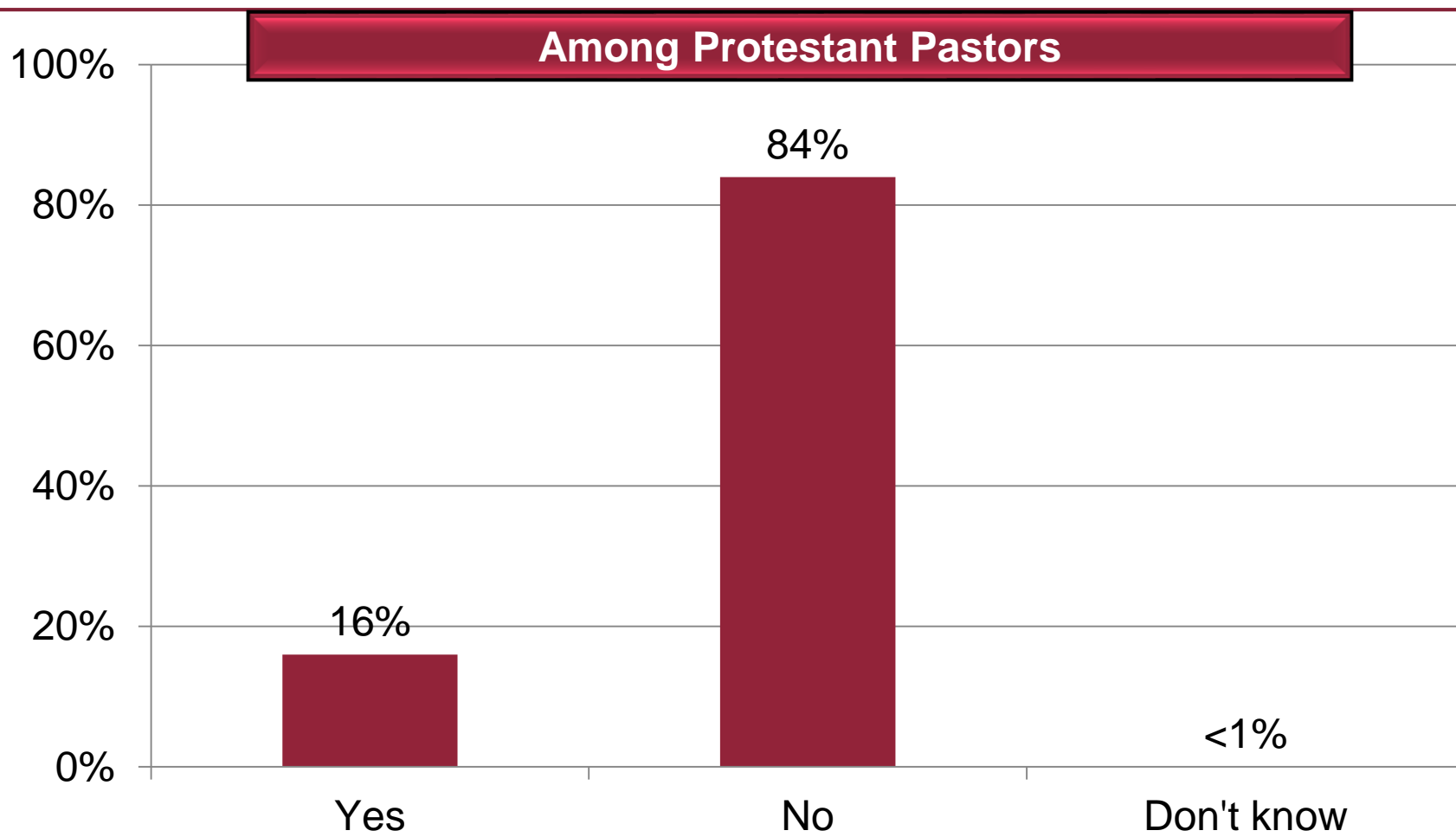


“For your congregation, which if any of the following have been a result of the #MeToo Movement?”

Among Protestant Pastors Who Have Heard About the #MeToo Movement

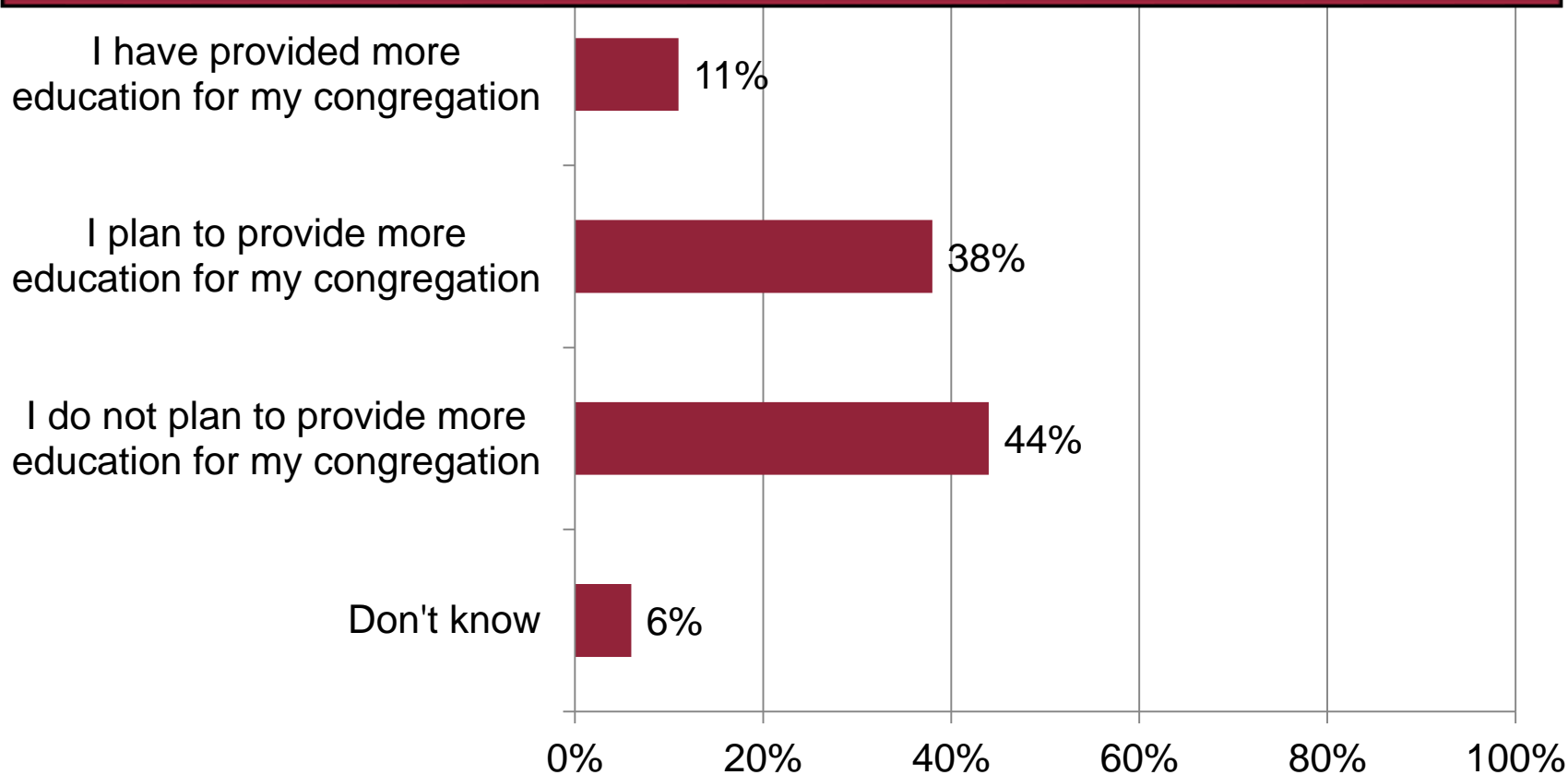


16% have heard of the #ChurchToo movement

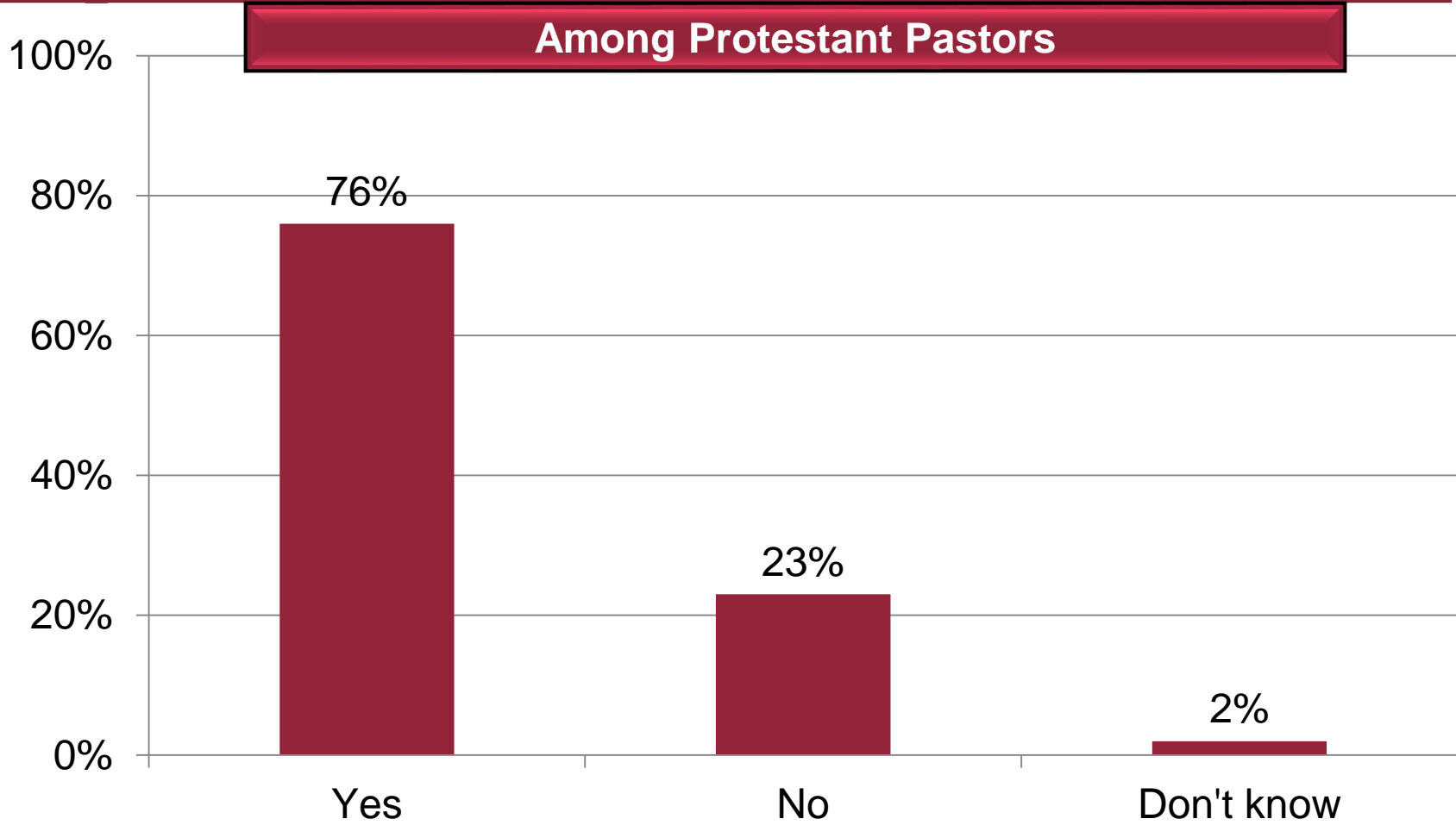


11% have provided more education to their congregation; 38% plan to provide more education

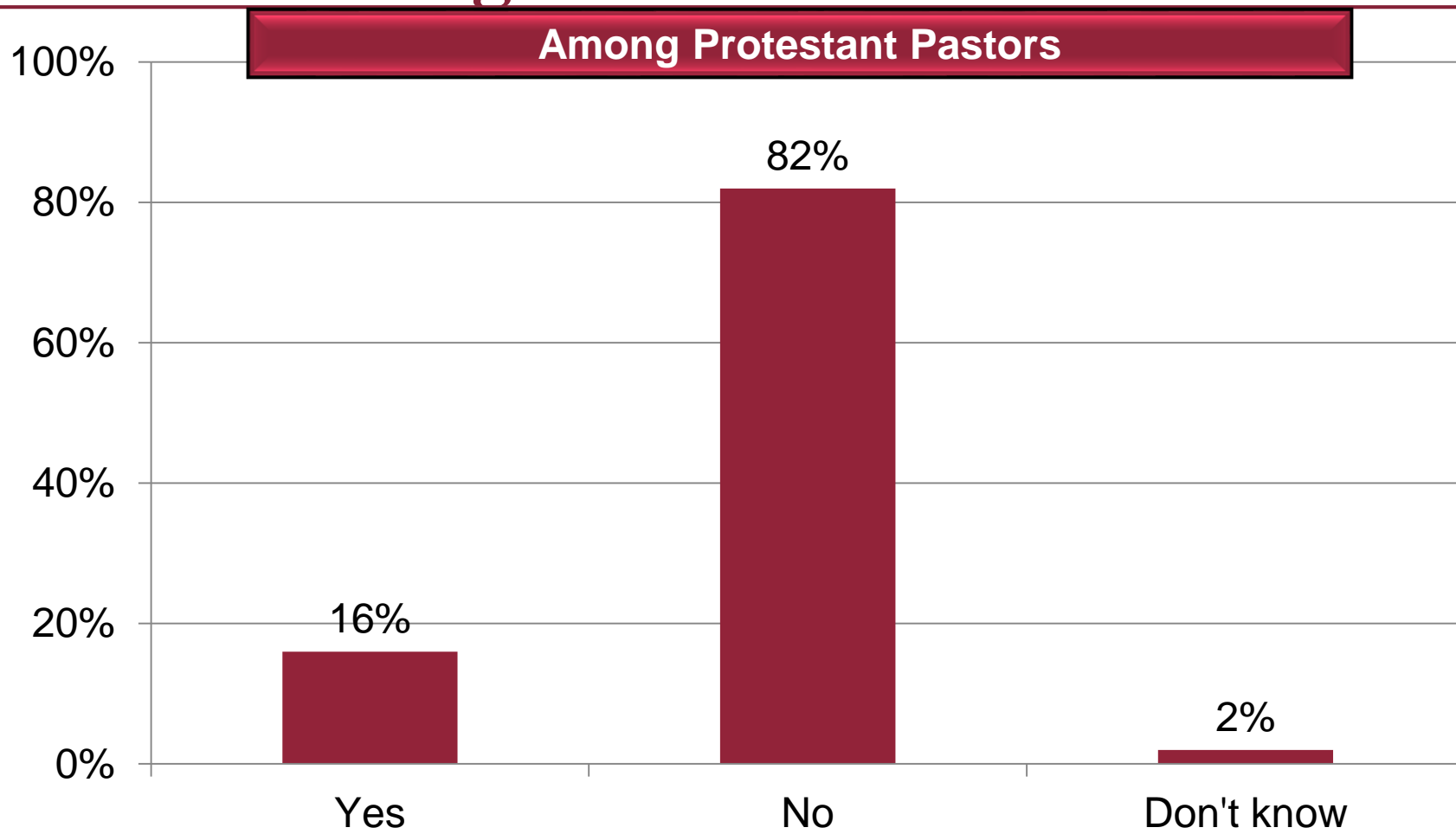
Among Protestant Pastors Among Protestant Pastors Who Have Heard About #MeToo or #ChurchToo



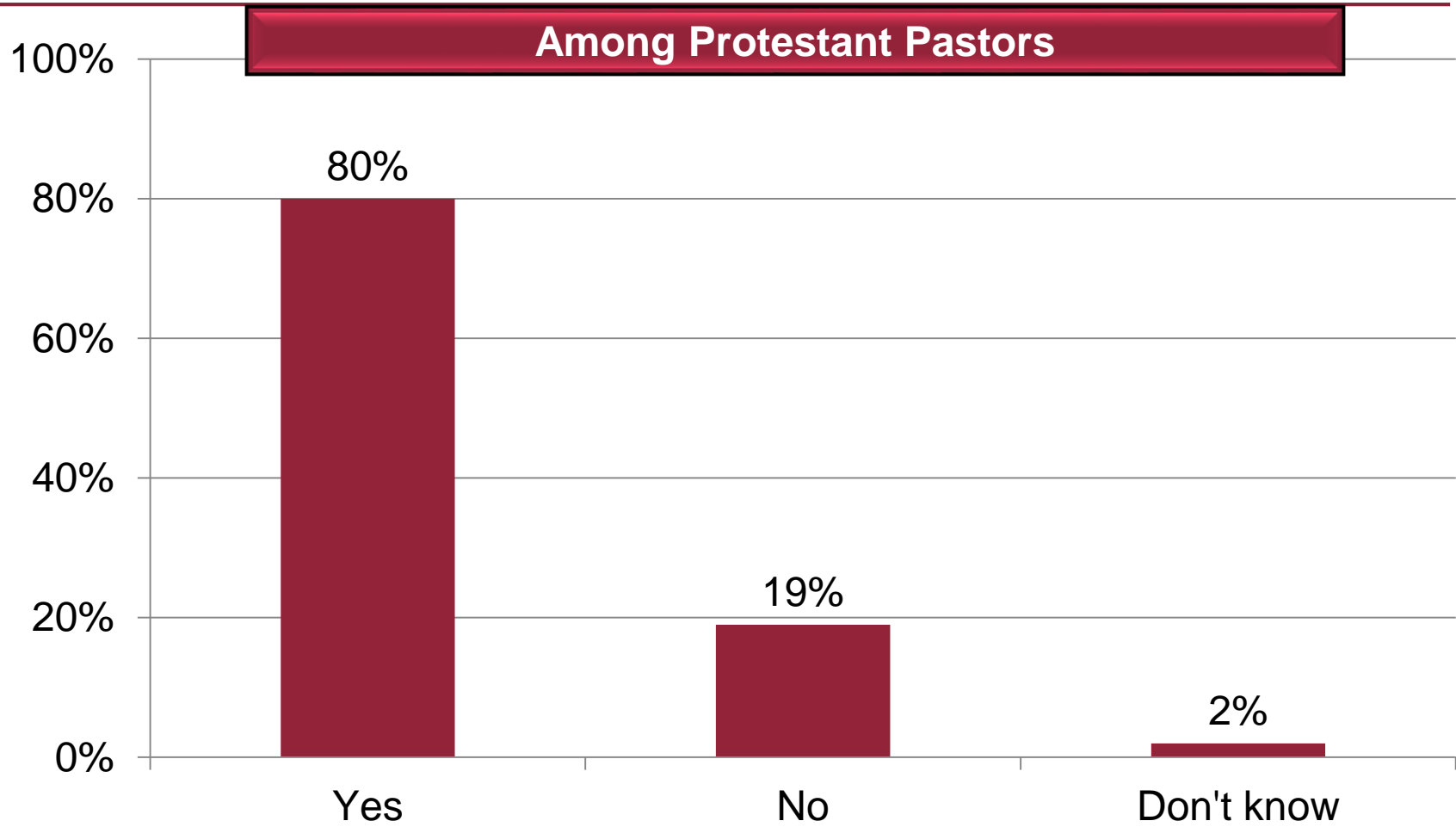
76% say they know someone who has experienced sexual harassment



16% say someone on their church staff has experienced sexual harassment in a church setting

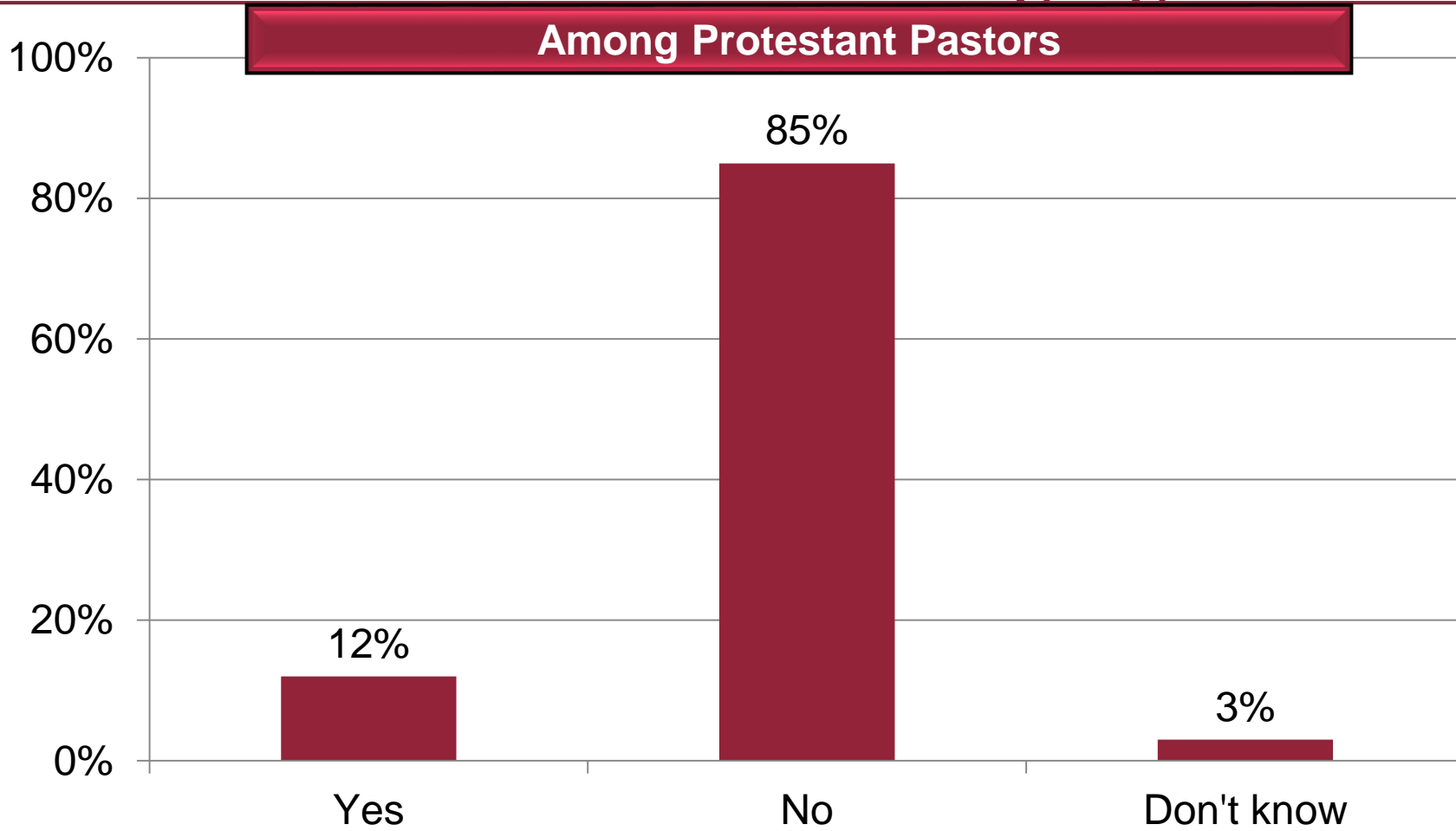


80% say their church has a policy or procedure in case someone on their church staff is accused of sexual harassment



Q33: "If you or someone on your church staff were to be accused of sexual harassment, does your church have a specific policy or procedure in place for what should be done next?" n=1,000

12% say that a staff member at their church has been found to have sexually harassed someone in the congregation



Q34: "Has a staff member at your church ever been found to have sexually harassed someone in the congregation, either while you have been at the church or prior to you coming to the church?" n=1,000

Significant Differences

Pastor

Ethnicity

Age

Education Level

Self-identified Evangelical/Mainline

Church

Region

Denomination

Average Attendance

Significant Statistical Differences

- Comparisons were also made to determine if there are any significant statistical differences among the pastor's ethnicity, age, education level, and self-identified evangelical/mainline.

Pastor's Ethnicity	Pastor's Age	Education Level	Self-Identified
White	18-44	No College Degree	Evangelical
African-American	45-54	Bachelor's Degree	Mainline
Other Ethnicities	55-64	Master's Degree	
	65+	Doctoral Degree	

Significant Statistical Differences

- Comparisons were made to determine if there are any significant statistical differences among the church's region, denomination, and attendance.

Region	Denomination	Attendance
Northeast	Baptist	0-49
Midwest	Lutheran	50-99
South	Methodist	100-249
West	Pentecostal	250+
	Presbyterian/Reformed	
	Holiness	
	Christian/Church of Christ	

Note: Region is defined by US Census regions

“How familiar are you with your local resources that address domestic and sexual violence?”

- African-American pastors (9%) are more likely to select “Not at all familiar” than White pastors (4%)
- Pastors age 55-64 (24%) are more likely to select “Very familiar” than those 18-44 (17%)
- Pastors with no college degree (11%) are more likely to select “Not at all familiar” than those with a Master’s degree (3%) or a Doctoral degree (2%)
- Pastors in the Northeast are the least likely to select “Not at all familiar” (<1%)
- Holiness (32%) are more likely to select “Very familiar”
Christian/Church of Christ (16%)
- Pastors of churches with attendance of 0-49 (7%) are more likely to select “Not at all familiar” than those with attendance of 250+ (1%)

“If an act of domestic or sexual violence—such as physical violence, child abuse, or marital rape—occurs within a home, should this primarily be resolved through outside intervention or within the family?”

- Pastors of Other Ethnicities (15%) are more likely to select “Within the family” than White pastors (8%)
- Pastors age 18-44 (84%) and 45-54 (84%) are more likely to select “Through outside intervention” than those 65+ (74%)
- Pastors with a Master’s degree are the most likely to select “Through outside intervention” (85%)
- Mainline pastors (84%) are more likely to select “Through outside intervention” than Evangelical pastors (77%)
- Pastors in the Northeast (89%) and Midwest (83%) are more likely to select “Through outside intervention” than Pastors in the South (76%)
- Methodists (87%) are more likely to select “Through outside intervention” than Pentecostals (75%)
- Pastors of churches with attendance of 50-99 (84%) are more likely to select “Through outside intervention” than those with attendance of 0-49 (77%) and 250+ (74%)

“If someone disclosed to you that they were experiencing on-going domestic or sexual violence in their marriage, which of the following two actions would you counsel that person to take first?”

- White pastors (83%) are more likely to select “Seek support from domestic violence experts in the community” than pastors of Other Ethnicities (72%)
- Pastors age 65+ are the least likely to select “Seek support from domestic violence experts in the community” (75%)
- Pastors with a Master’s degree (85%) are more likely to select “Seek support from domestic violence experts in the community” than those with a Doctoral degree (76%)
- Mainline pastors (86%) are more likely to select “Seek support from domestic violence experts in the community” than Evangelical pastors (78%)
- Methodists (88%) and Presbyterian/Reformed (88%) are more likely to select “Seek support from domestic violence experts in the community” than Baptists (79%) and Pentecostals (68%)
- Pastors of churches with attendance of 50-99 (85%) are more likely to select “Seek support from domestic violence experts in the community” than those with attendance of 250+ (76%)

“How often do you speak to your church in sermons or large group messages about domestic or sexual violence?”

- Pastors of Other Ethnicities (15%) are more likely to select “Never” than White pastors (7%)
- Pastors age 18-44 (8%) are more likely to select “About once a month” than those 55-64 (4%)
- Pastors with no college degree (13%) are more likely to select “Never” than those with a Master’s degree (7%) or a Doctoral degree (3%)
- Pastors in the South (47%) are more likely to select “Several times a year” than Pastors in the Midwest (39%)
- Pastors in the West (12%) are more likely to select “Never” than Pastors in the Northeast (4%) and South (6%)
- Lutherans (12%), Methodists (14%), and Christian/Church of Christ (12%) are more likely to select “Never” than Baptists (3%) and Presbyterian/Reformed (4%)
- Pastors of churches with attendance of 0-49 (19%) are more likely to select “Less than once a year” than those with attendance of 100-249 (10%)

“Which of the following, if any, are reasons why you do not speak about domestic or sexual violence in your church each year?”

I don't know the issue well enough

- No significant differences

It is not appropriate to address publicly

- Pastors with no college degree (20%) or a Master's degree (18%) are more likely to select than those with a Doctoral degree (<1%)
- Lutherans (24%) are more likely to select than Presbyterian/Reformed (5%)

It is not a problem in our local community

- Christian/Church of Christ (37%) are more likely to select than Baptists (14%)

“Which of the following, if any, are reasons why you do not speak about domestic or sexual violence in your church each year?” (continued)

It is not a problem in our congregation

- Pastors age 55-64 (54%) and 65+ (59%) are more likely to select than those 18-44 (35%) and 45-54 (33%)
- Baptists (53%), Presbyterian/Reformed (56%) and Christian/Church of Christ (56%) are more likely to select than Pentecostals (19%)
- Pastors of churches with attendance of 0-49 are the most likely to select (63%)

It is not as important as the other topics we address

- Pastors age 55-64 (38%) and 65+ (41%) are more likely to select than those 18-44 (18%) and 45-54 (16%)
- Methodists (39%) are more likely to select than Presbyterian/Reformed (14%)

“Which of the following, if any, are reasons why you do speak about domestic or sexual violence in your church?”

It is a problem in our congregation

- Pastors age 18-44 (22%) and 45-54 (23%) are more likely to select than those 65+ (13%)
- Pastors in the Midwest (24%) are more likely to select than Pastors in the South (16%) and West (14%)
- Presbyterian/Reformed (24%) are more likely to select than Baptists (14%) and Pentecostals (11%)
- Pastors of churches with attendance of 250+ are the most likely to select (32%)

It is a problem in our local community

- Baptists (87%), Presbyterian/Reformed (90%), and Holiness (92%) are more likely to select than Pentecostals (77%)
- Pastors of churches with attendance of 0-49 are the least likely to select (79%)

“Which of the following, if any, are reasons why you do speak about domestic or sexual violence in your church?” (continued)

I have seen its impact first-hand

- Pastors with a Doctoral degree (80%) are more likely to select than those with no college degree (67%)

I am aware resources are available that can help

- White pastors (97%) are more likely to select than African-American pastors (89%)
- Pastors in the South (98%) are more likely to select than Pastors in the Midwest (95%) and West (94%)

“Which of the following, if any, are reasons why you do speak about domestic or sexual violence in your church?” (continued)

I have been trained in domestic violence issues

- Pastors age 18-44 (50%) and 55-64 (48%) are more likely to select than those 65+ (37%)
- Pastors with no college degree are the least likely to select (25%)
- Pastors in the Northeast (60%) are more likely to select than Pastors in the South (42%) and Midwest (44%)
- Methodists (56%), Presbyterian/Reformed (49%), and Christian/Church of Christ (55%) are more likely to select than Pentecostals (32%)
- Pastors of churches with attendance of 50-99 (51%) are more likely to select than those with attendance of 100-249 (42%)

“How often have you or your congregation taken any kind of action against domestic or sexual violence (for example, signing a petition, donating money, volunteering at an event, etc.)?”

- Pastors of Other Ethnicities are the most likely to select “About once a month” (12%)
- Pastors with no college degree (23%) or a Bachelor’s degree (23%) are more likely to select “Never” than those with a Doctoral degree (12%)
- Evangelical pastors (17%) are more likely to select “Less than once a year” than Mainline pastors (12%)
- Pastors in the Northeast (32%) are more likely to select “Once a year” than Pastors in the South (22%)
- Baptists (18%) are more likely to select “Less than once a year” than Methodists (10%)
- Pastors of churches with attendance of 0-49 are the most likely to select “Never” (32%)

“How prepared are you to know what to say and not to say to someone experiencing domestic or sexual violence?”

- Pastors age 18-44 (67%) are more likely to select “Somewhat prepared” than those 65+ (56%)
- Pastors with a Doctoral degree are the most likely to select “Very prepared” (39%)
- Pastors in the Northeast (37%) and West (36%) are more likely to select “Very prepared” than Pastors in the South (26%)
- Pastors of churches with attendance of 250+ (40%) are more likely to select “Very prepared” than those with attendance of 0-49 (27%) and 50-99 (29%)

“What percentage of adults and children in the US population have been victims of domestic or sexual violence?”

- African-American pastors are the most likely to select “More than 50%” (26%)
- Pastors age 65+ (21%) are more likely to select “Between 11% and 20%” than those 18-44 (14%)
- Pastors with a Master’s degree (32%) or a Doctoral degree (36%) are more likely to select “Between 21% and 30%” than those with a Bachelor’s degree (23%)
- Lutherans (34%) are more likely to select “Between 21% and 30%” than Christian/Church of Christ (20%)

“What percentage of adults and children in your congregation would you estimate have been victims of domestic violence?”

- African-American pastors (55%) are more likely to select “Less than 5%” than White pastors (33%)
- Pastors age 65+ are the most likely to select “Less than 5%” (56%)
- Pastors with no college degree (51%) are more likely to select “Less than 5%” than those with a Master’s degree (30%) or a Doctoral degree (33%)
- Baptists (43%) and Pentecostals (45%) are more likely to select “Less than 5%” than Lutherans (23%) and Methodists (23%)
- Pastors of churches with attendance of 0-49 are the most likely to select “Less than 5%” (45%)

“As a pastor, my seminary training provided me with sufficient resources to address situations of domestic violence.”

- Pastors age 18-44 (54%) are more likely to Agree than those 55-64 (41%) and 65+ (37%)
- Pastors with a Master’s degree (49%) or a Doctoral degree (49%) are more likely to Agree than those with no college degree (35%) or a Bachelor’s degree (33%)
- Pastors in the Midwest (45%) are more likely to Disagree than Pastors in the South (36%)
- Lutherans (58%) and Presbyterian/Reformed (53%) are more likely to Agree than Holiness (33%) and Christian/Church of Christ (39%)
- Pastors of churches with attendance of 50-99 (52%) are more likely to Agree than those with attendance of 0-49 (39%) and 100-249 (41%)

“Domestic or sexual violence (including physical violence, sexual assault, rape, or child sexual abuse) occurs in the lives of people in our congregation.”

- Pastors age 18-44 (73%) are more likely to Agree than those 45-54 (59%) and 65+ (54%)
- Pastors with a Master’s degree (67%) or a Doctoral degree (66%) are more likely to Agree than those with no college degree (50%)
- Mainline pastors (69%) are more likely to Agree than Evangelical pastors (61%)
- Methodists (67%) are more likely to Agree than Pentecostals (53%)
- Pastors of churches with attendance of 250+ are the most likely to Agree (80%)

“The United States has just as big of a problem with domestic and sexual violence (including physical violence, sexual assault, rape, or child sexual abuse) as other countries in the world.”

- Pastors age 65+ are the most likely to Disagree (26%)
- Mainline pastors (83%) are more likely to Agree than Evangelical pastors (76%)
- Methodists (85%) and Presbyterian/Reformed (85%) are more likely to Agree than Lutherans (73%) and Pentecostals (71%)

“If I had training and resources, I would take action to reduce domestic and sexual violence.”

- Pastors age 18-44 (91%) are more likely to Agree than those 55-64 (80%) and 65+ (78%)

“Pastors have a responsibility to ask church members about domestic and sexual violence when they see any of the signs.”

- Pastors age 65+ are the least likely to Agree (93%)
- Pastors with a Master’s degree (97%) are more likely to Agree than those with no college degree (93%)
- Pentecostals are the least likely to Agree (86%)
- Pastors of churches with attendance of 100-249 (98%) are more likely to Agree than those with attendance of 0-49 (94%)

“Individuals can leave abusive relationships if they want to.”

- African-American pastors (86%) are more likely to Agree than pastors of Other Ethnicities (65%)
- Pastors age 18-44 (%) are the most likely to Agree (81%)
- Pastors with no college degree (85%) are more likely to Agree than those with a Master’s degree (70%) or a Doctoral degree (73%)
- Evangelical pastors (78%) are more likely to Agree than Mainline pastors (70%)
- Pastors in the South are the most likely to Agree (79%)
- Baptists (87%) and Christian/Church of Christ (82%) are more likely to Agree than Lutherans (68%), Methodists (63%), and Presbyterian/Reformed (65%)

“As a pastor, I do not have sufficient training to address situations of domestic or sexual violence.”

- Pastors age 65+ (57%) are more likely to Agree than those 18-44 (45%)
- Pastors with no college degree (64%) are more likely to Agree than those with a Master's degree (48%) or a Doctoral degree (39%)

“Has someone you know among family, friends, or church members experienced domestic or sexual violence such as physical violence, sexual assault, rape, or child sexual abuse?” 78

- African-American pastors are the most likely to select “No” (40%)
- Pastors age 65+ are the most likely to select “No” (29%)
- Pastors with no college degree are the most likely to select “No” (31%)
- Lutheran (82%), Methodists (85%) and Presbyterian/Reformed (90%) are more likely to select “Yes” than Pentecostals (66%)

“Have you personally experienced a form of domestic or sexual violence such as physical violence, sexual assault, rape, or child sexual abuse?”

- Pastors age 65+ (85%) are more likely to select “No” than those 55-64 (78%)
- Baptists (82%) are more likely to select “No” than Methodists (72%)

“Of the following responses, which have you used when dealing with domestic and sexual violence situations?”

Provided marriage or couples counseling

- Pastors age 45-54 (73%) and 55-64 (75%) are more likely to select than those 18-44 (62%)
- Pastors with a Doctoral degree (80%) are more likely to select than those with no college degree (68%) or a Master's degree (67%)
- Evangelical pastors (77%) are more likely to select than Mainline pastors (67%)
- Baptists (75%) and Pentecostals (79%) are more likely to select than Methodists (62%) and Christian/Church of Christ (63%)
- Pastors of churches with attendance of 250+ are the most likely to select (85%)

“Of the following responses, which have you used when dealing with domestic and sexual violence situations?” (continued)

Conducted a safety risk assessment with the victim

- Pastors with a Master’s degree (42%) or a Doctoral degree (44%) are more likely to select than those with a no college degree (30%)
- Baptists (43%), Methodists (41%), Holiness (44%), and Christian/Church of Christ (45%) are more likely to select than Lutherans (28%)
- Pastors of churches with attendance of 0-49 are the least likely to select (29%)

“Of the following responses, which have you used when dealing with domestic and sexual violence situations?” (continued)

Provided private counseling with abuser

- Pastors of Other Ethnicities (57%) are more likely to select than White pastors (44%)
- Pastors with a Doctoral degree (55%) are more likely to select than those with no college degree (41%) or a Master's degree (44%)
- Evangelical pastors (52%) are more likely to select than Mainline pastors (41%)
- Baptists (54%) and Holiness (58%) are more likely to select than Lutherans (40%) and Methodists (32%)
- Pastors of churches with attendance of 0-49 are the least likely to select (33%)

“Of the following responses, which have you used when dealing with domestic and sexual violence situations?” (continued)

Provided a referral to a service agency

- White pastors (82%) are more likely to select than African-American pastors (68%)
- Pastors age 45-54 (84%) and 55-64 (84%) are more likely to select than those 65+ (74%)
- Pastors with no college degree are the least likely to select (68%)
- Presbyterian/Reformed (86%) are more likely to select than Baptists (76%)
- Pastors of churches with attendance of 0-49 are the least likely to select (68%)

“Of the following responses, which have you used when dealing with domestic and sexual violence situations?” (continued)

I have not dealt with domestic or sexual violence situations

- Pastors age 18-44 (12%) and 65+ (13%) are more likely to select than those 45-54 (5%)
- Pastors with no college degree (15%) are more likely to select than those with a Master's degree (9%)
- Methodists (16%) are more likely to select than Pentecostals (6%) and Presbyterian/Reformed (7%)
- Pastors of churches with attendance of 0-49 are the most likely to select (18%)

“Have you heard of the #MeToo Movement?”

- White pastors (87%) are more likely to select “Yes” than African-American pastors (66%)
- Pastors age 65+ are the most likely to select “No” (24%)
- Pastors with no college degree are the most likely to select “No” (38%)
- Mainline pastors (88%) are more likely to select “Yes” than Evangelical pastors (83%)
- Pastors in the Northeast (90%) are more likely to select “Yes” than Pastors in the South (82%)
- Lutherans (90%), Methodists (87%), Presbyterian/Reformed (92%), and Christian/Church of Christ (92%) are more likely to select “Yes” than Pentecostal (70%) and Holiness (74%)
- Pastors of churches with attendance of 0-49 (24%) are more likely to select “No” than those with attendance of 50-99 (13%) and 100-249 (11%)

“In light of the #MeToo movement, are you more or less inclined to preach about domestic and sexual violence?”

- Pastors age 18-44 are the most likely to select “More inclined to preach about domestic and sexual violence”(52%)
- Pastors with a Master’s degree (45%) or a Doctoral degree (39%) are more likely to select “More inclined to preach about domestic and sexual violence” than those with no college degree (23%)
- Mainline pastors (49%) are more likely to select “More inclined to preach about domestic and sexual violence” than Evangelical pastors (32%)
- Pastors in the South (14%) are more likely to select “Less inclined to preach about domestic and sexual violence” than Pastors in the Midwest (8%)
- Methodists (57%) and Presbyterian/Reformed (52%) are more likely to select “More inclined to preach about domestic and sexual violence” than Baptists (30%), Lutherans (37%), Pentecostals (24%), and Christian/Church of Christ (36%)
- Pastors of churches with attendance of 250+ (18%) are more likely to select “Less inclined to preach about domestic and sexual violence” than those with attendance of 50-99 (9%)

“Has the #MeToo movement helped you to understand more about sexual and domestic violence?”

- Pastors age 18-44 (49%) are more likely to select “Yes, I understand more” than those 45-54 (32%) and 55-64 (37%)
- Pastors with a Master’s degree (43%) are more likely to select “Yes, I understand more” than those with a Bachelor’s degree (30%)
- Mainline pastors (48%) are more likely to select “Yes, I understand more” than Evangelical pastors (32%)
- Presbyterian/Reformed (49%) are more likely to select “Yes, I understand more” than Baptists (28%) and Pentecostals (30%)

“For your congregation, which if any of the following have been a result of the #MeToo Movement?”

They are more aware of how common sexual and domestic violence is

- Pastors age 18-44 (64%) and 55-64 (60%) are more likely to select than those 45-54 (50%)
- Pastors with a Master's degree (62%) are more likely to select than those with no college degree (49%)
- Mainline pastors (67%) are more likely to select than Evangelical pastors (53%)
- Presbyterian/Reformed (72%) are more likely to select than Baptists (47%), Lutherans (53%), Methodists (59%), Pentecostals (49%), and Christian/Church of Christ (51%)

“For your congregation, which if any of the following have been a result of the #MeToo Movement?” (continued)

They have more empathy towards those experiencing sexual and domestic violence

- Mainline pastors (70%) are more likely to select than Evangelical pastors (57%)
- Presbyterian/Reformed (73%) are more likely to select than Baptists (51%), Lutherans (59%), and Pentecostals (53%)

They have even more confusion on the issue

- Pastors age 18-44 (41%) are more likely to select than those 55-64 (26%) and 65+ (27%)
- Pastors in the Midwest (37%) are more likely to select than Pastors in the Northeast (25%)
- Christian/Church of Christ (44%) are more likely to select than Methodists (27%)

“For your congregation, which if any of the following have been a result of the #MeToo Movement?” (continued)

They have become callous toward the issue

- Baptists (18%) are more likely to select than Presbyterian/Reformed (10%)
- Pastors of churches with attendance of 100-249 (17%) are more likely to select than those with attendance of 0-49 (10%)

“Have you heard of #ChurchToo?”

- Pastors age 18-44 are the most likely to select “Yes” (31%)
- Pastors with a Master’s degree (18%) or a Doctoral degree (20%) are more likely to select “Yes” than those with a Bachelor’s degree (10%)
- Mainline pastors (18%) are more likely to select “Yes” than Evangelical pastors (13%)
- Methodists (23%) and Presbyterian/Reformed (26%) are more likely to select “Yes” than Baptists (14%) and Lutheran (9%)
- Pastors of churches with attendance of 0-49 (88%) are more likely to select than “No” those with attendance of 100-249 (81%)

“In light of the #MeToo and/or #ChurchToo Movement, which best describes you?”

- African-American pastors (56%) are more likely to select “I plan to provide more education for my congregation” than White pastors (38%)
- Pastors age 55-64 (50%) are more likely to select “I do not plan to provide more education for my congregation” than those 18-44 (37%)
- Pastors with a Master’s degree (11%) or a Doctoral degree (17%) are more likely to select “I have provided more education for my congregation” than those with a Bachelor’s degree (5%)
- Methodists (43%), Presbyterian/Reformed (45%), Holiness (48%), and Christian/Church of Christ (43%) are more likely to select “I plan to provide more education for my congregation” than Methodists (28%)

“Has someone you know experienced sexual harassment?”

- Pastors age 65+ are the most likely to select “No” (34%)
- Pastors with no college degree are the most likely to select “No” (43%)
- Mainline pastors (82%) are more likely to select “Yes” than Evangelical pastors (71%)
- Baptists (31%) and Pentecostals (36%) are more likely to select “No” than Lutherans (18%), Methodists (17%), Presbyterian/Reformed (13%), Christian/Church of Christ (15%)

“Have you or someone on your church staff ever experienced sexual harassment in a church setting where you were employed?”

- Pastors age 65+ (86%) are more likely to select “No” than those 18-44 (78%)
- Pastors with no college degree are the most likely to select “No” (97%)
- Evangelical pastors (87%) are more likely to select “No” than Mainline pastors (77%)
- Pastors in the South (84%) are more likely to select “No” than Pastors in the West (75%)
- Baptists (89%) and Pentecostals (89%) are more likely to select “No” than Lutherans (74%), Methodists (76%), Presbyterian/Reformed (69%), and Christian/Church of Christ (75%)

“If you or someone on your church staff were to be accused of sexual harassment, does your church have a specific policy or procedure in place for what should be done next?”

- Pastors age 55-64 (85%) are more likely to select “Yes” than those 18-44 (77%) and 65+ (73%)
- Pastors with a Doctoral degree (87%) are more likely to select “Yes” than those with no college degree (72%) or a Master’s degree (79%)
- Pastors in the Northeast (87%) are more likely to select “Yes” than Pastors in the South (78%)
- Christian/Church of Christ are the most likely to select “No” (41%)
- Pastors of churches with attendance of 0-49 are the most likely to select “No” (29%)

“Has a staff member at your church ever been found to have sexually harassed someone in the congregation, either while you have been at the church or prior to you coming to the church?”

- Pastors with no college degree (95%) are more likely to select “No” than those with a Master’s degree (82%) or a Doctoral degree (84%)
- Pastors in the South (86%) are more likely to select “No” than Pastors in the West (80%)
- Baptists (89%) and Pentecostals (94%) are more likely to select “No” than Presbyterian/Reformed (79%) and Christian/Church of Christ (79%)

Domestic and Gender-Based Violence: Pastors' Attitudes and Actions

Survey of Protestant Pastors

**Sponsored by IMA World Health
and Sojourners**

