

# Discipleship Pathway Assessment – Exercising Faith


---

National Survey of Protestant  
Churchgoers

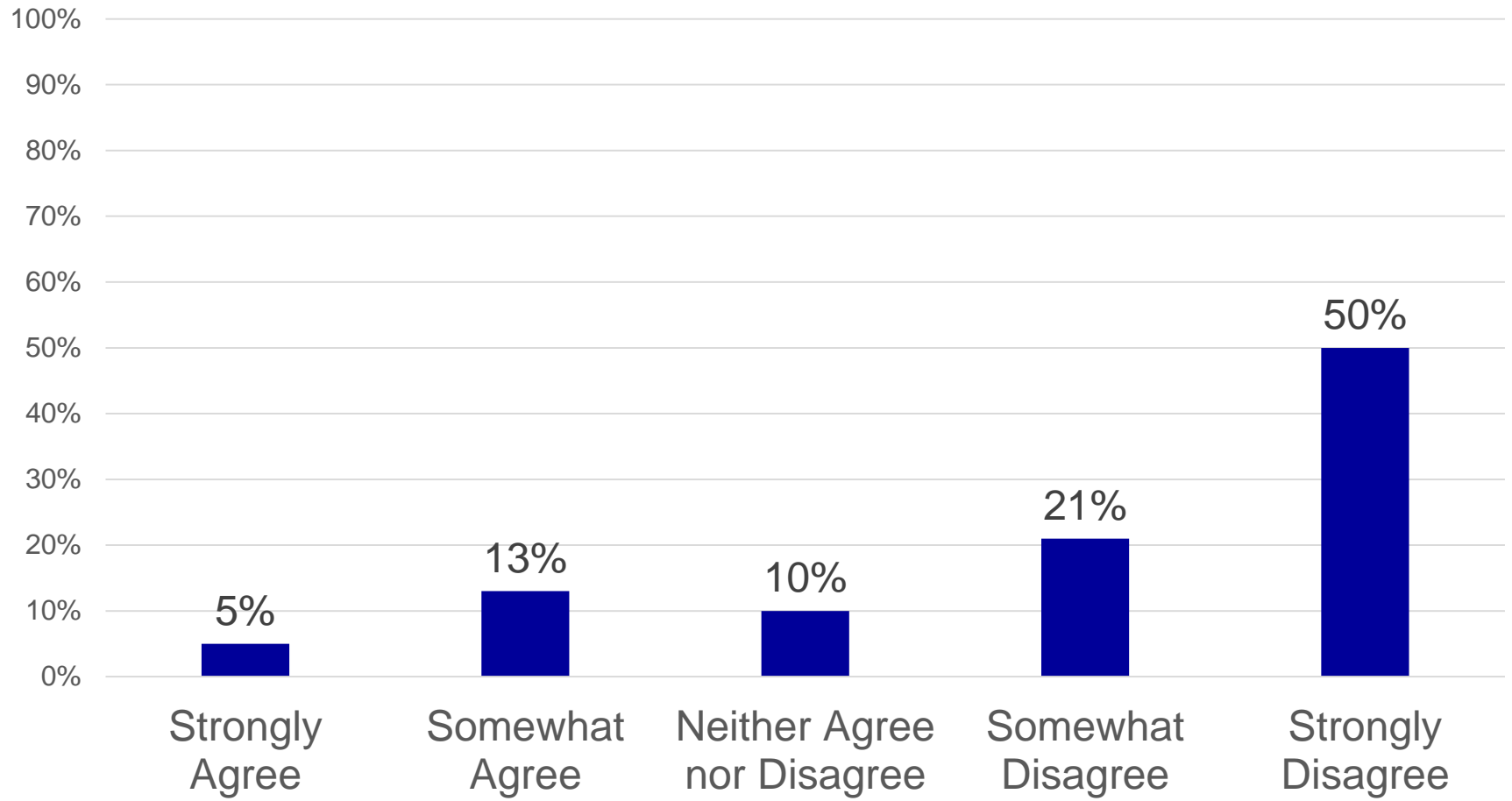
# Methodology

- The online survey of 2,500 Protestant churchgoers was conducted January 14–29, 2019 using a national pre-recruited panel
- Respondents were screened to include those who identified as Protestant/non-denominational and attend religious services at least once a month
- Quotas and slight weights were used to balance gender, age, region, ethnicity, income, and denominational affiliation
- The completed sample is 2,500 surveys
- The sample provides 95% confidence that the sampling error from the panel does not exceed  $\pm 2.0\%$
- Margins of error are higher in sub-groups

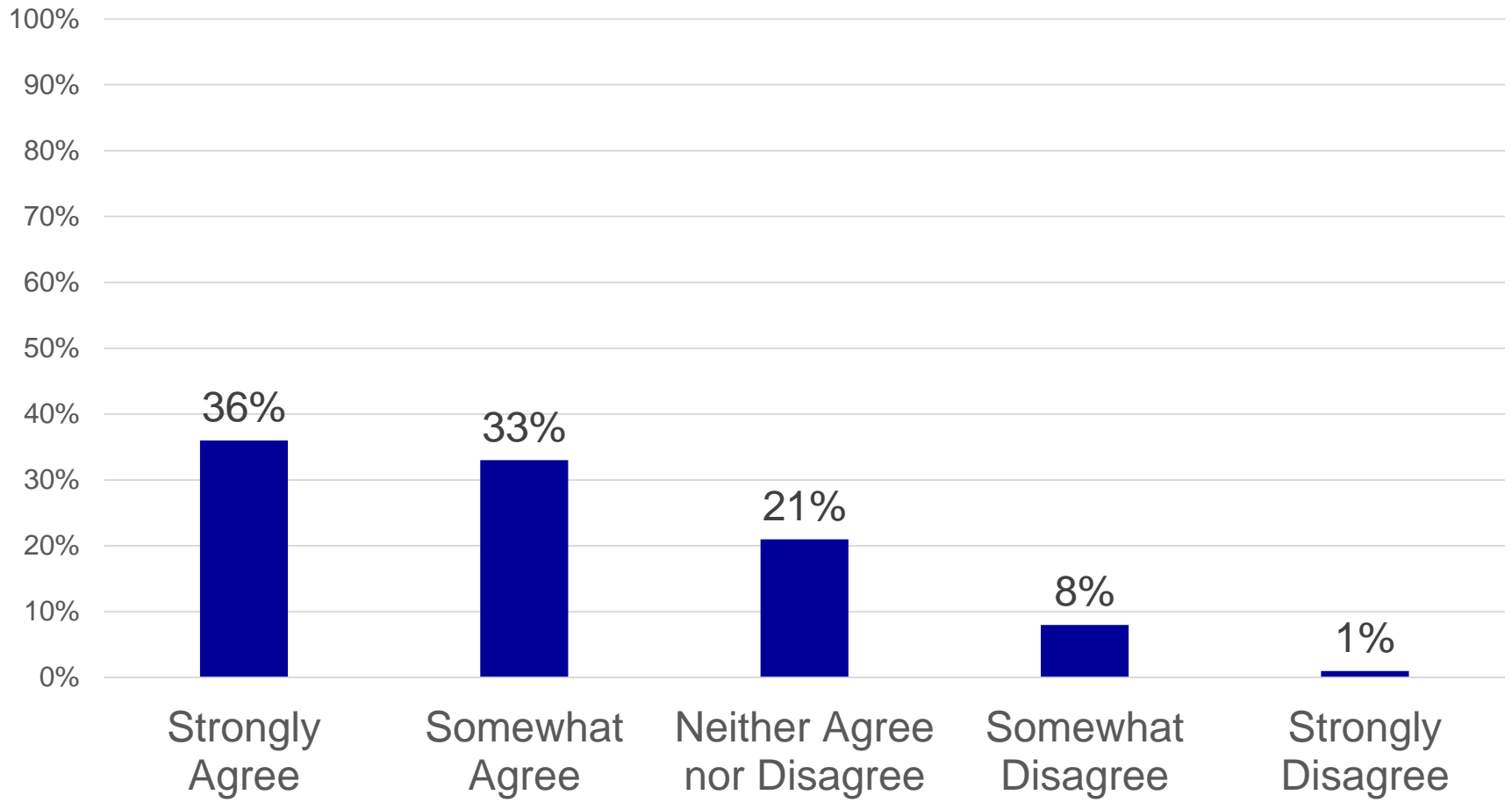
# Survey Responses



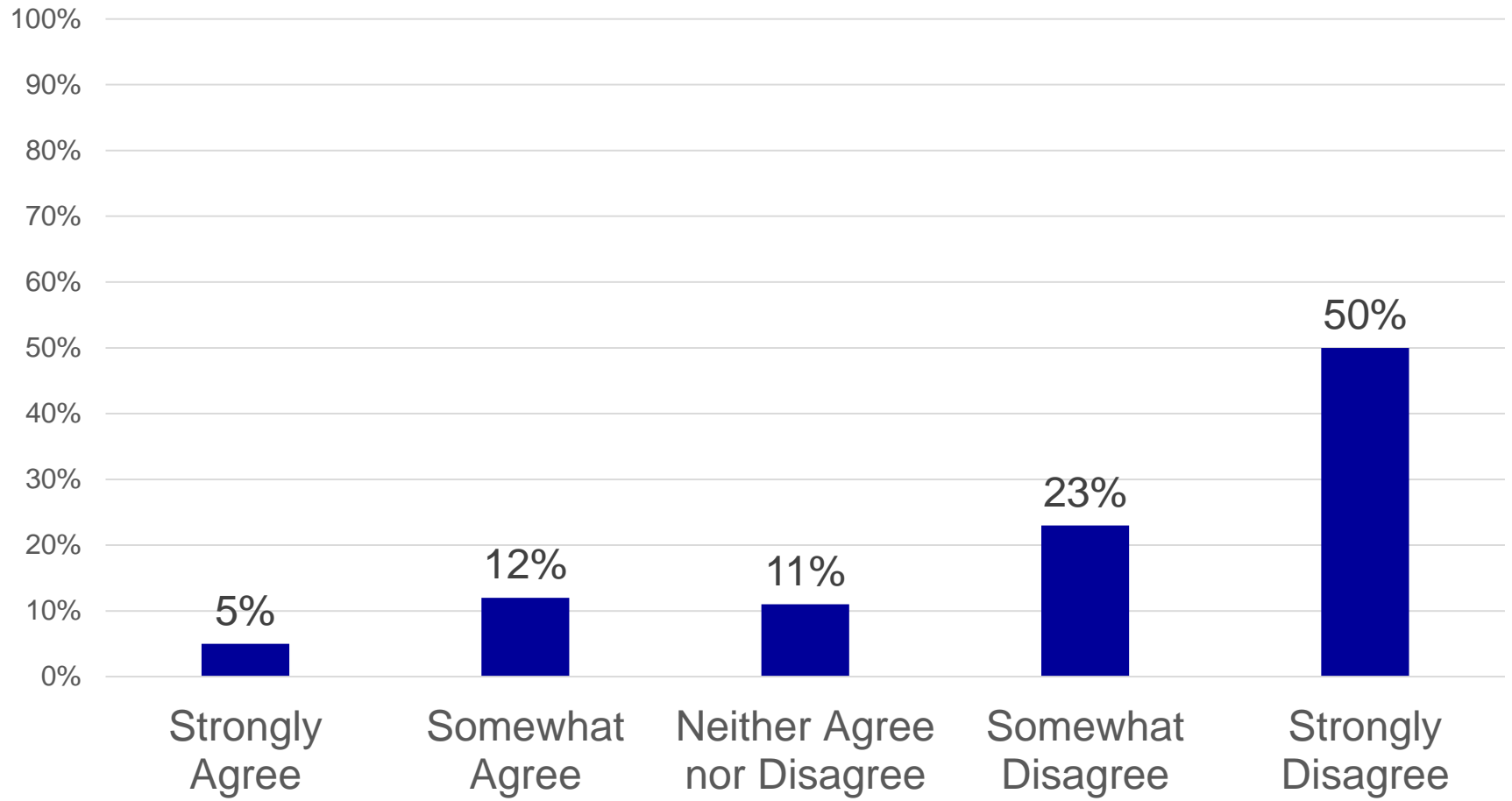
# “During difficult circumstances, I sometimes doubt that God loves me and will provide for my life”



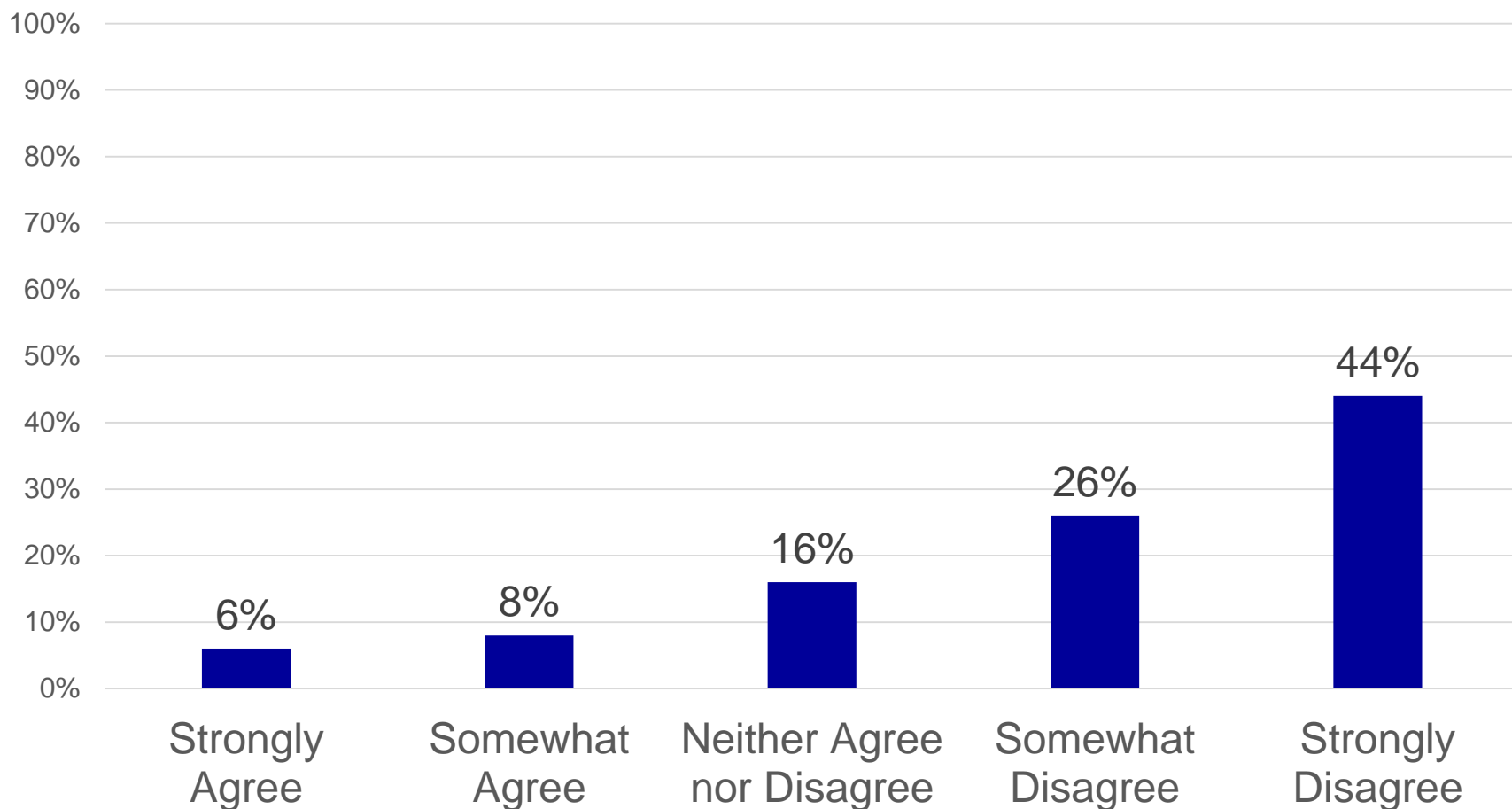
# “I make everything I own available for God to use.”



# “I sometimes doubt that God can change the lives of non-Christians I know”



# “When things happen in my life I can’t explain, I typically doubt that God is involved”



# Significant Differences

Gender

Region

Age

Ethnicity

Education Level

Worship Service Attendance

Religious Tradition (RELTRAD)



# Significant Statistical Differences

Comparisons were made to determine if there are any significant statistical differences among gender, region, age, and ethnicity.

Gender	Region	Age	Ethnicity
Male	Northeast	18-34	White
Female	Midwest	35-49	African-American
	South	50-64	Hispanic
	West	65+	Other Ethnicities

Note: Region is defined by US Census locations

# Significant Statistical Differences

Comparisons were made to determine if there are any significant statistical differences among education, worship service attendance, and religious tradition.

Education	Worship Service Attendance	Religious Tradition
High School graduate or less	Once a week or more	Evangelical Protestant
Some college	Once or twice a month	Black Protestant
Bachelor's Degree	A few times a year	Mainline Protestant
Graduate Degree	Once a year or less	
Education	Never	

# “During difficult circumstances, I sometimes doubt that God loves me and will provide for my life”

- Females are more likely to Strongly Disagree than males (53% v. 46%)
- Those in the South (52%) are more likely to Strongly Disagree than those in the West (46%)
- Those 18-34 are least likely to Strongly Disagree (35%)
- African Americans (55%) and Hispanics (55%) are more likely to Strongly Disagree than Whites (48%) and Other Ethnicities (39%)
- Those who are High School Graduates (53%) are more likely to Strongly Disagree than those with a Graduate Degree (47%)
- Evangelical Protestants (51%) and Black Protestants (56%) are more likely to Strongly Disagree than Mainline Protestants (42%)

# “I make everything I own available for God to use.”

- Females are more likely to Strongly Agree than males (39% v. 32%)
- Those in the South are the most likely to Strongly Agree (41%)
- Those 65+ are the least likely to Strongly Agree (31%)
- African Americans (46%) and Hispanics (50%) are more likely to Strongly Agree than Whites (31%) and Other Ethnicities (31%)
- Those who are High School Graduates or less are the most likely to Strongly Agree (45%)
- Those who attend a worship service four times a month or more are more likely to Strongly Agree than those who attend less than 4 times a month (38% v. 31%)
- Evangelical Protestants (38%) and Black Protestants (47%) are more likely to Strongly Agree than Mainline Protestants (22%)

# “I sometimes doubt that God can change the lives of non-Christians I know”

- Females are more likely to Strongly Disagree than males (53% v. 46%)
- Those in the South are most likely to Strongly Disagree (55%)
- Those 35-49 (52%) and 50-64 (55%) are more likely to Strongly Disagree than those 18-34 (42%)
- African Americans are most likely to Strongly Disagree (60%)
- Those who are High School Graduates (55%) or with Some College (54%) are more likely to Strongly Disagree than those with a Bachelor's (45%) or Graduate Degree (42%)
- Those who attend a worship service four times a month or more are more likely to Strongly Disagree than those who attend less than 4 times a month (52% v. 44%)
- Evangelical Protestants (52%) and Black Protestants (58%) are more likely to Strongly Disagree than Mainline Protestants (35%)

# “When things happen in my life I can’t explain, I typically doubt that God is involved”

- Females are more likely to Strongly Disagree than males (47% v. 40%)
- Those in the South (47%) are more likely to Strongly Disagree than those in the Northeast (38%) and Midwest (40%)
- Those 18-34 are least likely to Strongly Disagree (32%)
- Evangelical Protestants (47%) and Black Protestants (46%) are more likely to Strongly Disagree than Mainline Protestants (33%)

# Discipleship Pathway Assessment – Exercising Faith

---

National Survey of Protestant  
Churchgoers