

American Views on Who Jesus Was and Why He Came

A SURVEY OF 1,005 AMERICANS

Lifeway **research**

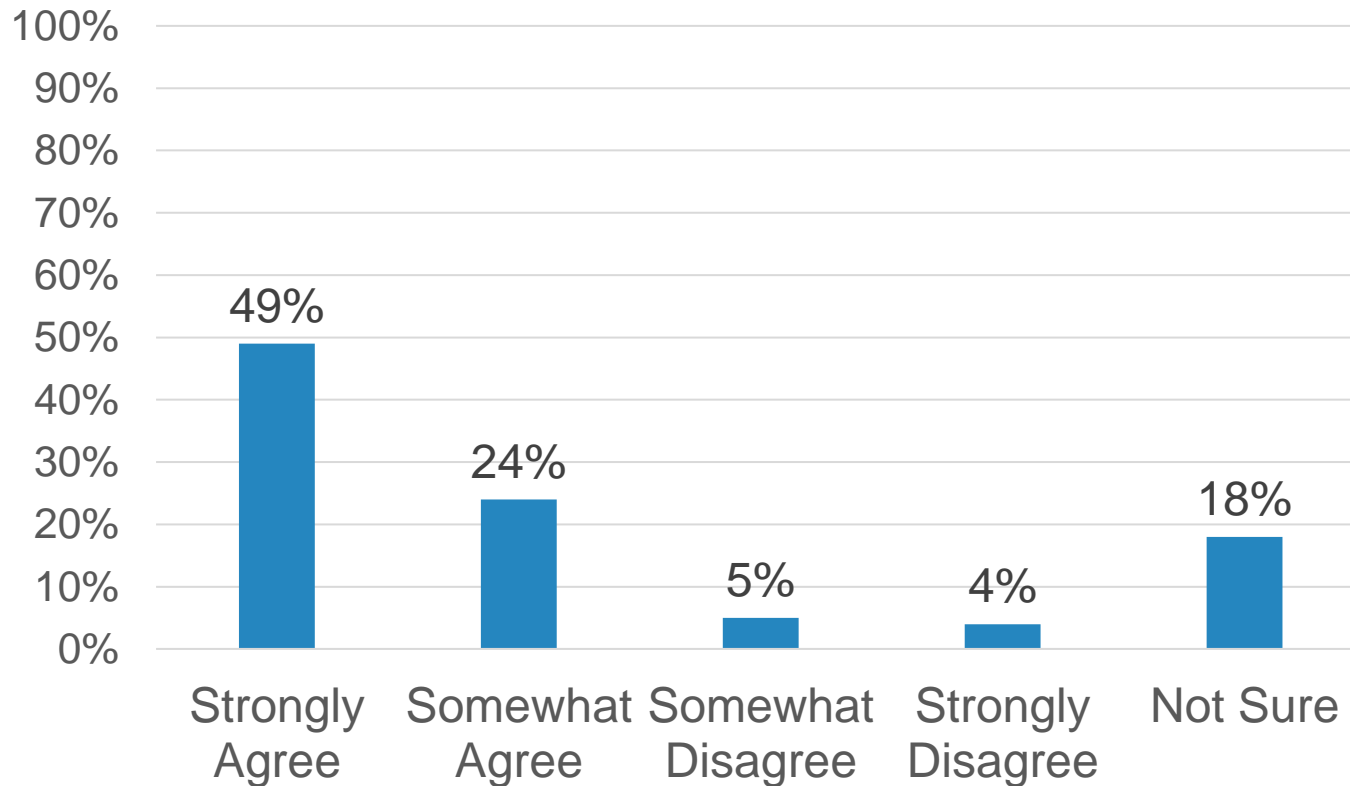
Methodology

- The online survey of 1,005 Americans was conducted September 3-14, 2021 using a national pre-recruited panel
- Quotas and slight weights were used to balance gender, age, region, ethnicity, education, and religion to more accurately reflect the population
- The completed sample is 1,005 surveys
- The sample provides 95% confidence that the sampling error from the panel does not exceed $\pm 3.3\%$ This margin of error accounts for the effect of weighting
- Margins of error are higher in sub-groups

Definitions

- **Evangelical Beliefs** are defined using the NAE Lifeway Research Evangelical Beliefs Research Definition based on respondent beliefs
- Respondents are asked their level of agreement with four separate statements using a four-point, forced choice scale (strongly agree, somewhat agree, somewhat disagree, strongly disagree). Those who strongly agree with all four statements are categorized as having Evangelical Beliefs
 - The Bible is the highest authority for what I believe
 - It is very important for me personally to encourage non-Christians to trust Jesus Christ as their Savior
 - Jesus Christ's death on the cross is the only sacrifice that could remove the penalty of my sin
 - Only those who trust in Jesus Christ alone as their Savior receive God's free gift of eternal salvation

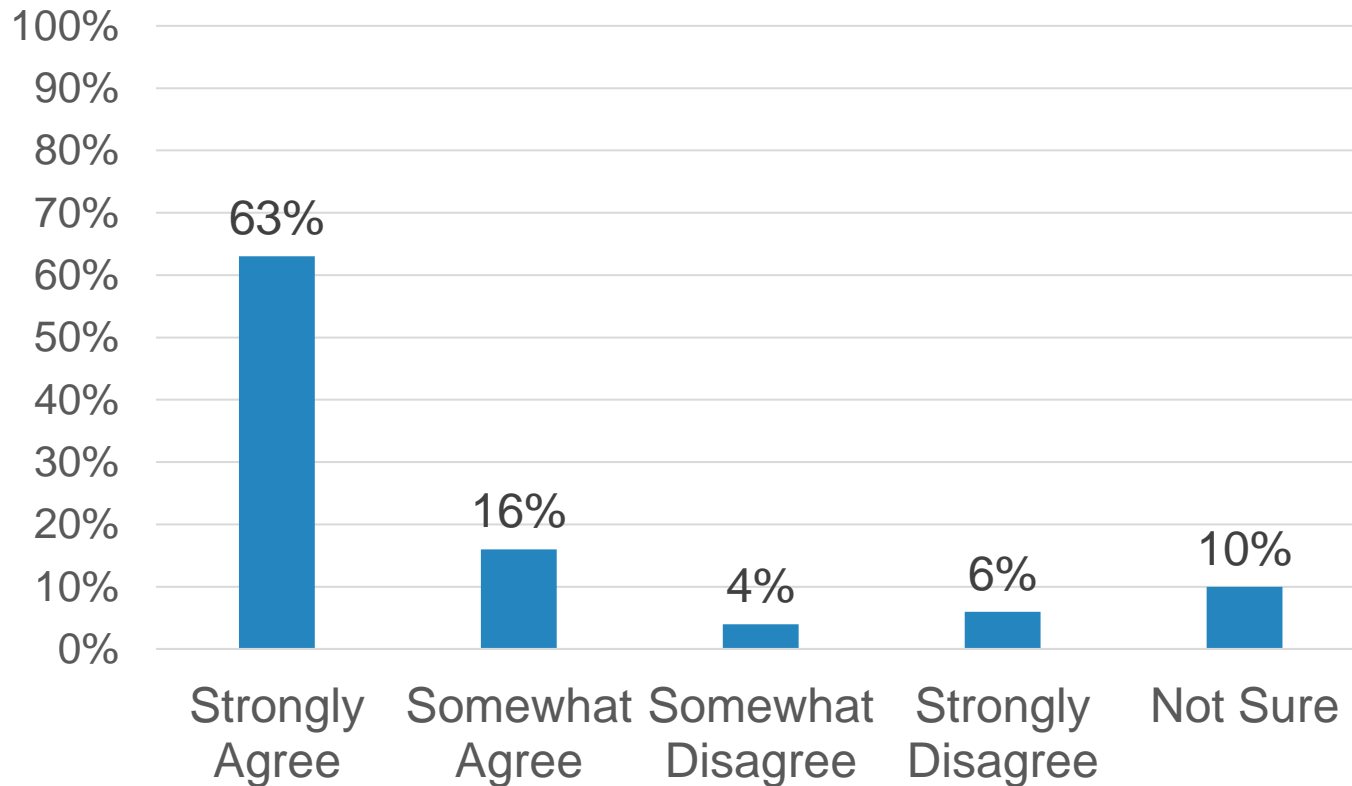
72% agree that the Jesus Christians believe in was born in Bethlehem more than 2000 years ago



Lifeway research

Q44: "The Jesus that Christians believe in was really born in Bethlehem more than 2000 years ago." n= 1,005

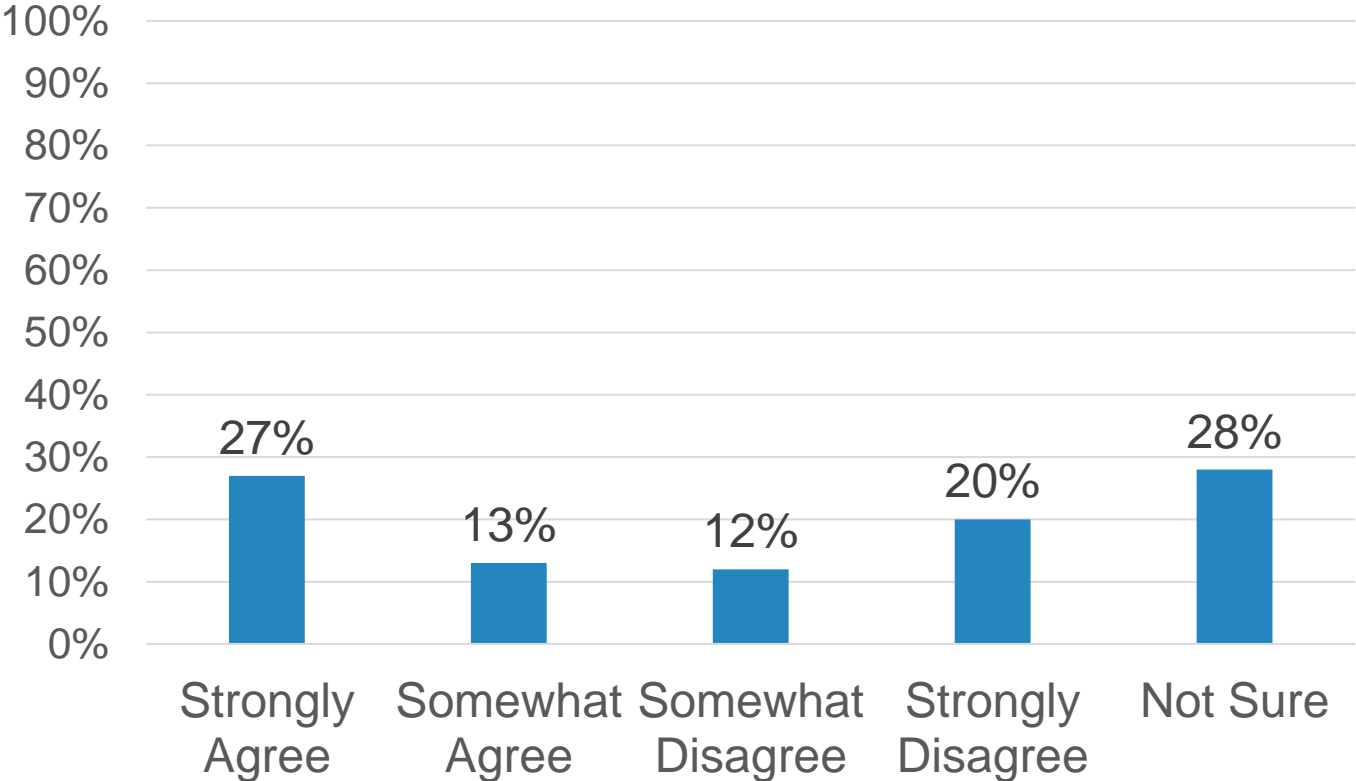
80% agree that Jesus Christ is the son of God the Father



Lifewayresearch

Q45: "Jesus Christ is the son of God the Father" n= 1,005

41% agree that the son of God existed before Jesus was born in Bethlehem

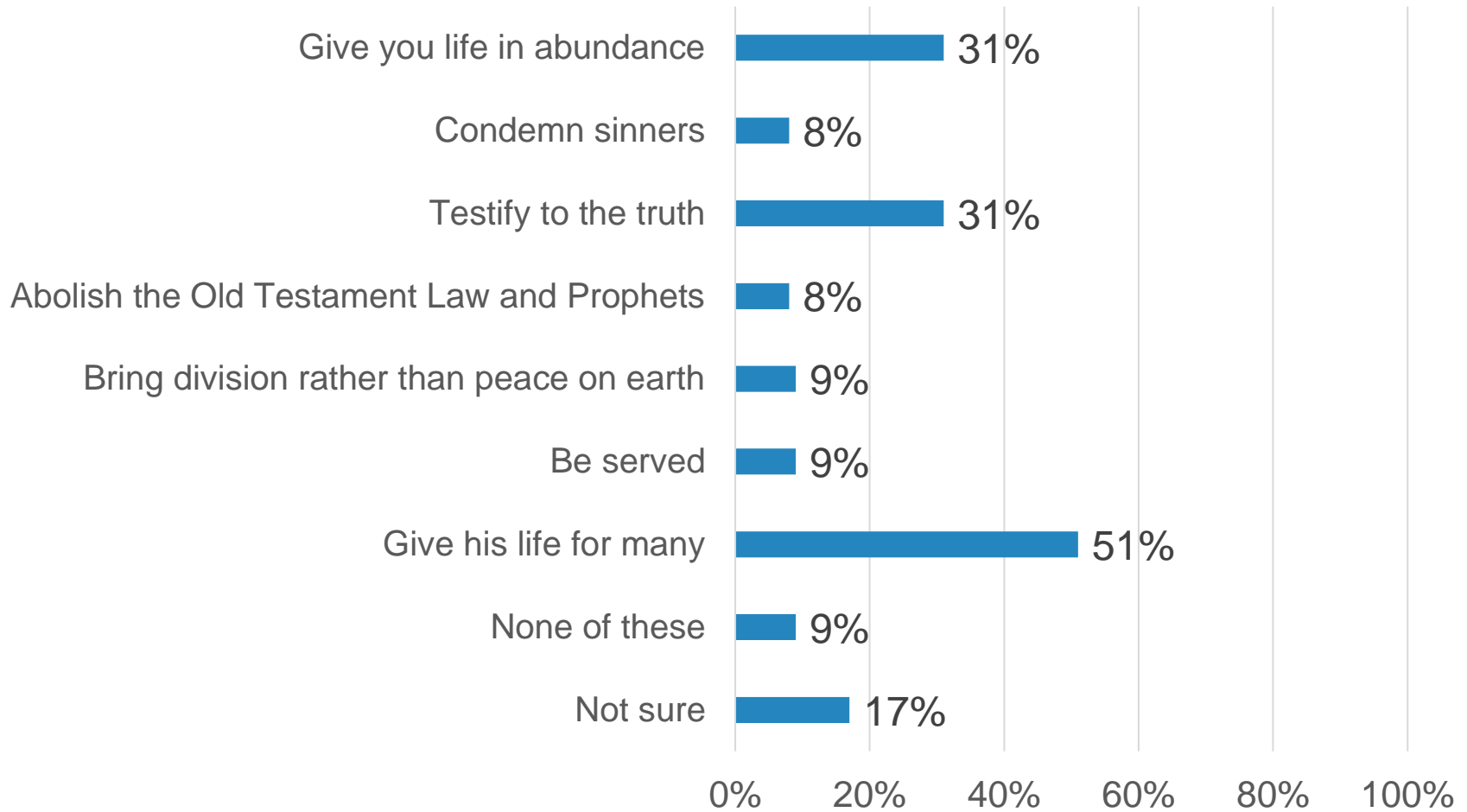


Lifeway research

Q46: "The son of God existed before Jesus was both in Bethlehem" n= 1,005

“Which of the following does the Bible record Jesus as saying about why he came?”

I came to...



Lifewayresearch

How does awareness of why Jesus said he came match quotes in the Bible?

Did Jesus say he came to:	% Selecting	Match Bible?	Actual quote from the Bible (not shown to respondents)
Give his life for many	51%	Yes	Mark 10:45 "For even the Son of Man did not come to be served, but to serve, and to give his life as a ransom for many"
Give you life in abundance	31%	Yes	John 10:10 "I have come so that they may have life and have it in abundance"
Testify to the truth	31%	Yes	John 18:37 "I was born for this, and I have come into the world for this: to testify to the truth"
Bring division rather than peace on earth	9%	Yes	Luke 12:51 "Do you think that I came here to bring peace on the earth? No, I tell you, but rather division."
To be served	9%	No	Mark 10:45 "For even the Son of Man did not come to be served..."
Abolish the Old Testament Law and Prophets	8%	No	Matthew 5:17 "Don't think that I came to abolish the Law or the Prophets. I did not come to abolish but to fulfill."
Condemn sinners	8%	No	John 3:17 "For God did not send his Son into the world to condemn the world, but to save the world through him."

Lifewayresearch

Significant Differences

Gender

Age

Ethnicity

Region

Education Level

Religion

Worship Service Attendance

Evangelical Beliefs

Significant Differences

Comparisons were made to determine if there are any significant statistical differences among gender, age, ethnicity, region, and education.

GENDER	AGE	ETHNICITY	REGION	EDUCATION
Male	18-34	White	Northeast	High School graduate or less
Female	35-49	African American	Midwest	Some college
	50-64	Hispanic	South	Bachelor's Degree
	65+	Other Ethnicities	West	Graduate Degree

Note: Region is defined by the US Census locations

Significant Statistical Differences

Comparisons were made to determine if there are any significant statistical differences among religion, worship service attendance, and evangelical beliefs.

RELIGION	WORSHIP SERVICE ATTENDANCE AMONG CHRISTIANS	EVANGELICAL BELIEFS
Catholic	Less than once a month	Yes
Protestant	1 to 3 times a month	No
Other Religions	4 or more times a month	
Unaffiliated		

“The Jesus that Christians believe in was really born in Bethlehem more than 2000 years ago.”

- Those age 65+ are the most likely to Agree (84%)
- Other Ethnicities are the least likely to Agree (61%)
- Those with some college are the least likely to Agree (64%)
- Protestants are the most likely to Agree (87%); Religiously Unaffiliated are the least likely to Agree (33%)
- Christians who attend a worship service 4 or more times a month are the most likely to Agree (95%)
- Those with evangelical beliefs are more likely to Agree than those without evangelical beliefs (94% v. 66%)

“Jesus Christ is the son of God the Father.”

- Those age 50-64 (87%) and 65+ (85%) are more likely to Agree than those 18-34 (73%)
- Other Ethnicities are the least likely to Agree (67%)
- Those in the Midwest (84%) are more likely to Agree than those in the Northeast (76%) and West (76%)
- Those who are High School Graduates or less (85%) are more likely to Agree than those with some college (75%) or a Graduate Degree (75%)
- Religiously Unaffiliated are the least likely to Agree (48%)
- Christians who attend a worship service 4 or more times a month (98%) are more likely to select Agree than Christians who attend 1 to 3 times a month (90%) and less than once a month (87%)
- Those with evangelical beliefs are more likely to Agree than those without evangelical beliefs (98% v. 75%)

“The son of God existed before Jesus was born in Bethlehem.”

- African Americans (54%) are more likely to Agree than Whites (37%) and Other Ethnicities (40%)
- Those with a Graduate Degree (54%) are more likely to Agree than those who are High School Graduates or less (38%) or with some college (36%)
- Religiously Unaffiliated are the least likely to Agree (15%)
- Christians who attend a worship service 1 to 3 times a month (54%) and 4 or more times a month (63%) are more likely to select Agree than Christians who attend less than once a month (33%)
- Those with evangelical beliefs are more likely to Agree than those without evangelical beliefs (65% v. 34%)

“Which of the following does the Bible record Jesus as saying about why he came to earth? I came to...”

Give you life in abundance

- Females are more likely to select than males (35% v. 27%)
- African Americans are the most likely to select (43%)
- Those in the Northeast (32%) and South (38%) are more likely to select than those in the West (22%)
- Those with a Bachelor’s Degree (35%) are more likely to select than those who are High School Graduates or less (27%)
- Protestants are the most likely to select (41%)
- Christians who attend a worship service 1 to 3 times a month (35%) and 4 or more times a month (49%) are more likely to select than Christians who attend less than once a month (25%)
- Those with evangelical beliefs are more likely to select than those without evangelical beliefs (58% v. 24%)

“Which of the following does the Bible record Jesus as saying about why he came to earth? I came to...”

Condemn sinners

- Males are more likely to select than Females (10% v. 7%)
- Those age 18-34 (12%) and 35-49 (13%) are more likely to select than those 50-64 (4%) and 65+ (3%)
- Those with a Bachelor’s Degree (13%) are more likely to select than those who are High School Graduates or less (6%)
- Other Religions (15%) are more likely to select than Protestants (8%) and Religiously Unaffiliated (6%)
- Christians who attend a worship service 1 to 3 times a month (13%) and 4 or more times a month (11%) are more likely to select than Christians who attend less than once a month (5%)
- Those with evangelical beliefs are more likely to select than those without evangelical beliefs (14% v. 7%)

“Which of the following does the Bible record Jesus as saying about why he came to earth? I came to...”

Testify to the truth

- Those age 18-34 (36%) and 35-49 (33%) are more likely to select than those 65+ (23%)
- Those with some college (36%) are more likely to select than those who are High School Graduates or less (28%) or with a Bachelor’s Degree (27%)
- Protestants (35%) and Other Religions (36%) are more likely to select than Religiously Unaffiliated (22%)
- Christians who attend a worship service 1 to 3 times a month (35%) and 4 or more times a month (44%) are more likely to select than Christians who attend less than once a month (23%)
- Those with evangelical beliefs are more likely to select than those without evangelical beliefs (48% v. 26%)

“Which of the following does the Bible record Jesus as saying about why he came to earth? I came to...”

Abolish the Old Testament Law and Prophets

- Those age 18-34 (13%) and 35-49 (10%) are more likely to select than those age 65+ (3%)
- Other Ethnicities (17%) are more likely to select than Whites (7%) and African Americans (5%)
- Those with some college (10%) are more likely to select than those who are High School Graduates or less (6%)
- Those with evangelical beliefs are more likely to select than those without evangelical beliefs (13% v. 7%)

“Which of the following does the Bible record Jesus as saying about why he came to earth? I came to...”

Bring division rather than peace on the earth

- Those age 18-34 (11%) and 35-49 (12%) are more likely to select than those 50-64 (7%) and 65+ (5%)
- Other Ethnicities (15%) are more likely to select than Whites (8%) and African Americans (6%)
- Catholics (11%) and Protestants (10%) are more likely to select than Religiously Unaffiliated (5%)
- Christians who attend a worship service 4 or more times a month (16%) are more likely to select than Christians who attend 1 to 3 times a month (9%) and less than once a month (6%)
- Those with evangelical beliefs are more likely to select than those without evangelical beliefs (17% v. 7%)

“Which of the following does the Bible record Jesus as saying about why he came to earth? I came to...”

Be served

- Those age 65+ are the least likely to select (3%)
- Those with a Graduate Degree (13%) are more likely to select than those who are High School Graduates or less (7%)
- Christians who attend a worship service 1 to 3 times a month (14%) and 4 or more times a month (12%) are more likely to select than Christians who attend less than once a month (4%)
- Those with evangelical beliefs are more likely to select than those without evangelical beliefs (14% v. 8%)

“Which of the following does the Bible record Jesus as saying about why he came to earth? I came to...”

Give his life for many

- Females are more likely to select than males (54% v. 48%)
- Whites (54%) and African Americans (57%) are more likely to select than Hispanics (43%) and Other Ethnicities (41%)
- Those in the Midwest (54%) and South (53%) are more likely to select than those in the Northeast (43%)
- Catholics (54%) and Protestants (60%) are more likely to select than Other Religions (41%) and Religiously Unaffiliated (35%)
- Those with evangelical beliefs are more likely to select than those without evangelical beliefs (67% v. 47%)

American Views on Who Jesus Was and Why He Came

A SURVEY OF 1,005 AMERICANS

Lifeway **research**