

# Pastors' Views on Racial Reconciliation

A SURVEY OF AMERICAN PROTESTANT PASTORS

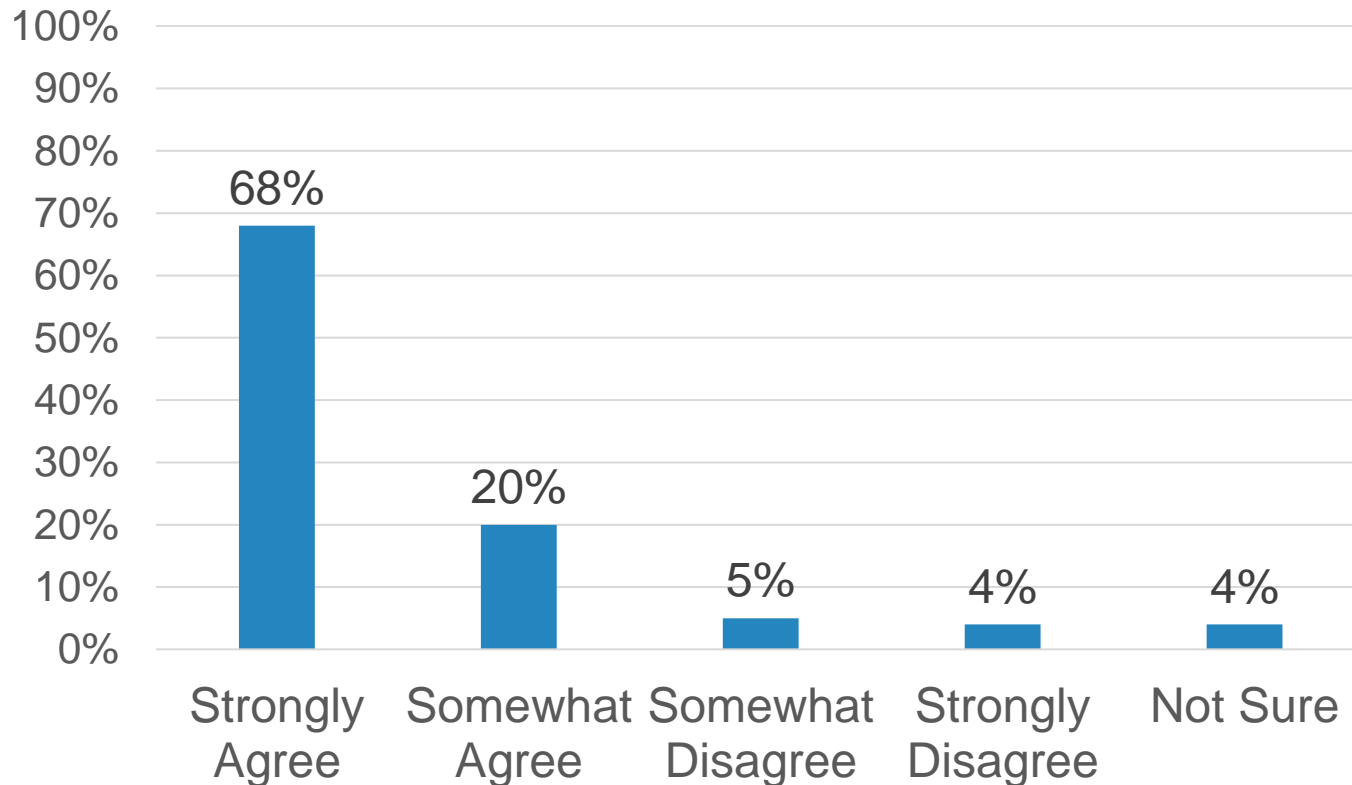
Lifeway research

# Methodology

- The phone survey of 1,000 Protestant pastors was conducted September 1-29, 2021
- The calling list was a stratified random sample, drawn from a list of all Protestant churches. Quotas were used for church size
- Each interview was completed by the senior or sole pastor or a minister at the church
- Responses were weighted by region and church size to more accurately reflect the population
- The completed sample is 1,000 surveys
- The sample provides 95% confidence that the sampling error does not exceed  $\pm 3.2\%$  This margin of error accounts for the effect of weighting
- Margins of error are higher in sub-groups
- Comparisons are also made to a telephone survey of 1,000 pastors using the same methodology in Aug. 30 – Sept. 18, 2017, 1,007 in Sept. 4-19, 2013, and 1,000 in Sept. 11-18, 2014

# 88% say that every church should strive to achieve racial diversity

Among Protestant Pastors

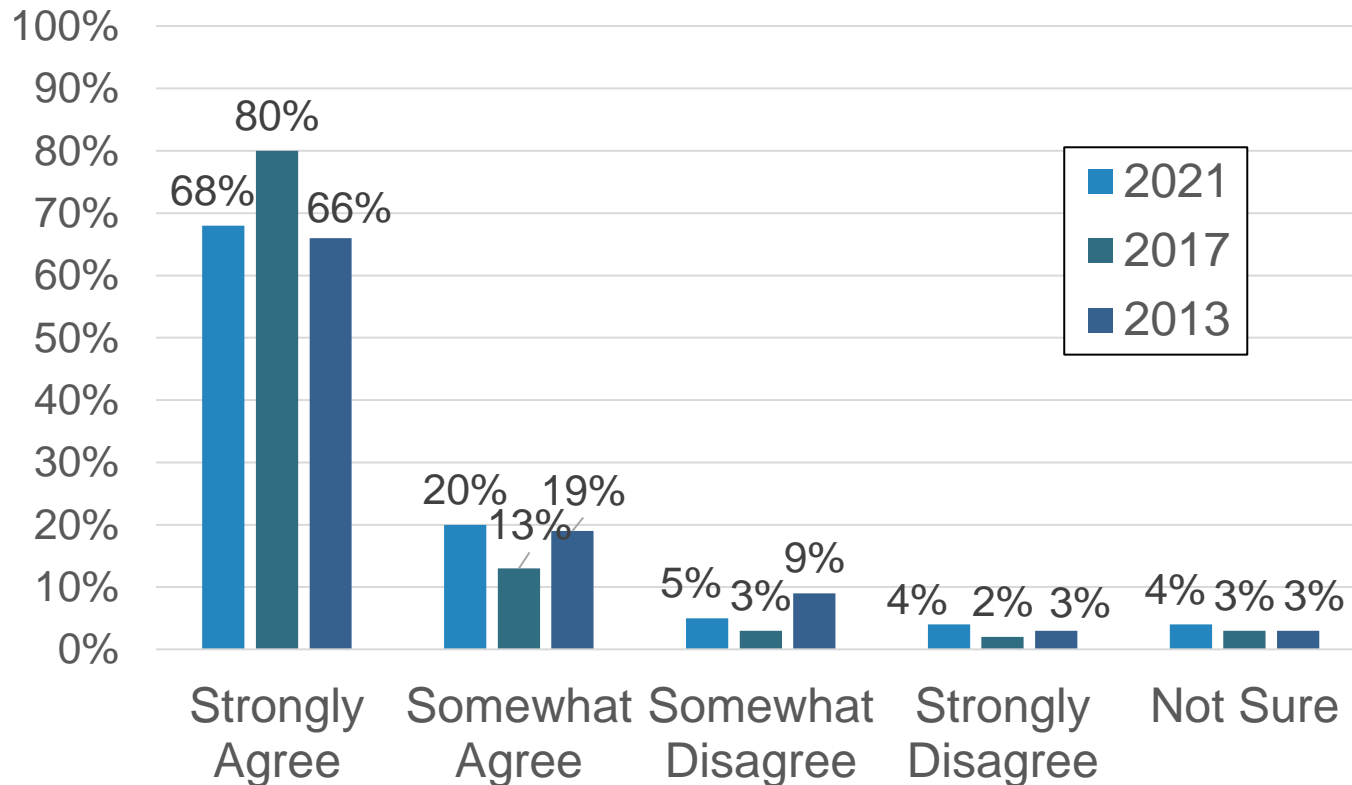


**Lifeway**research

Q14: "Every church should strive to achieve racial diversity." n=1,000

# Views over time: Every church should strive to achieve racial diversity

Among Protestant Pastors

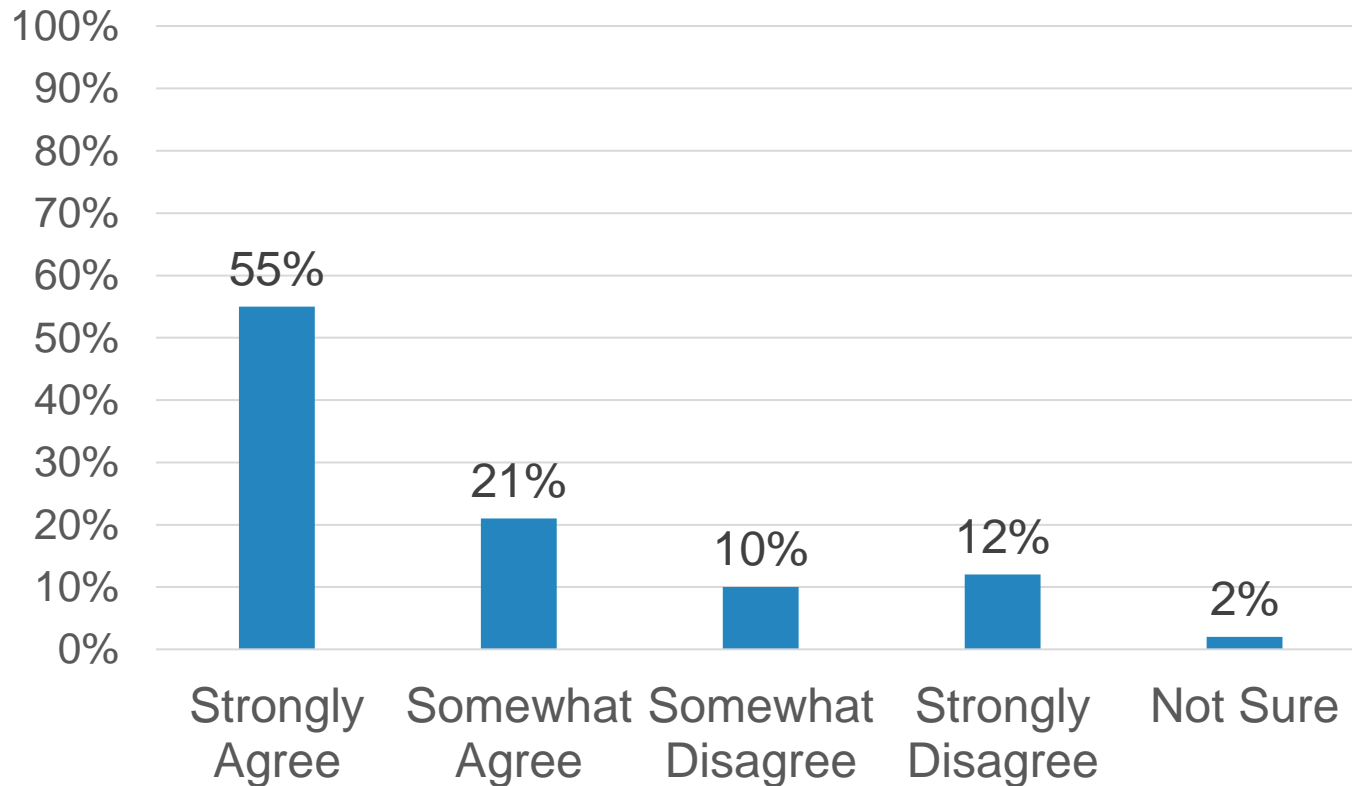


Lifeway research

Q: "Every church should strive to achieve racial diversity."

# 76% say that their church is predominantly one racial or ethnic group

Among Protestant Pastors

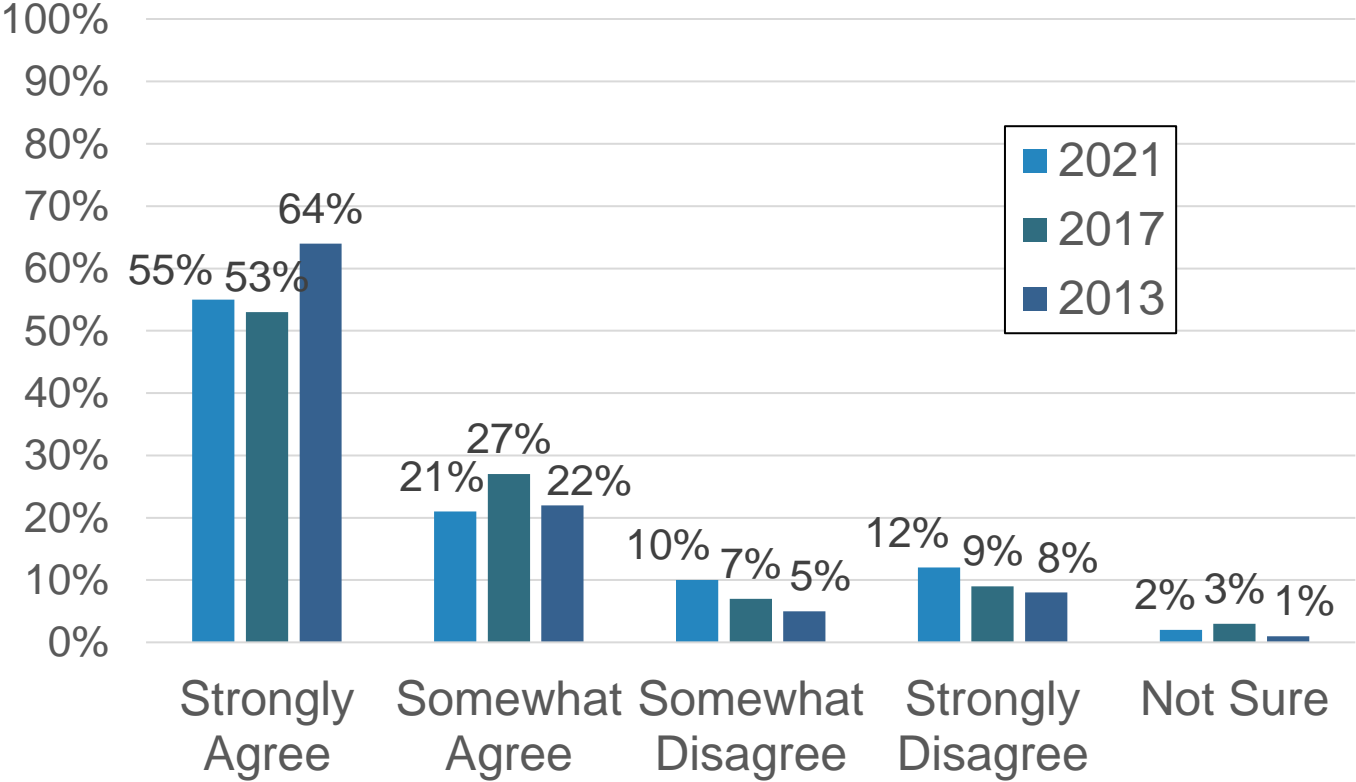


**Lifeway**research

Q15: "My church is predominantly one racial or ethnic group." n=1,000

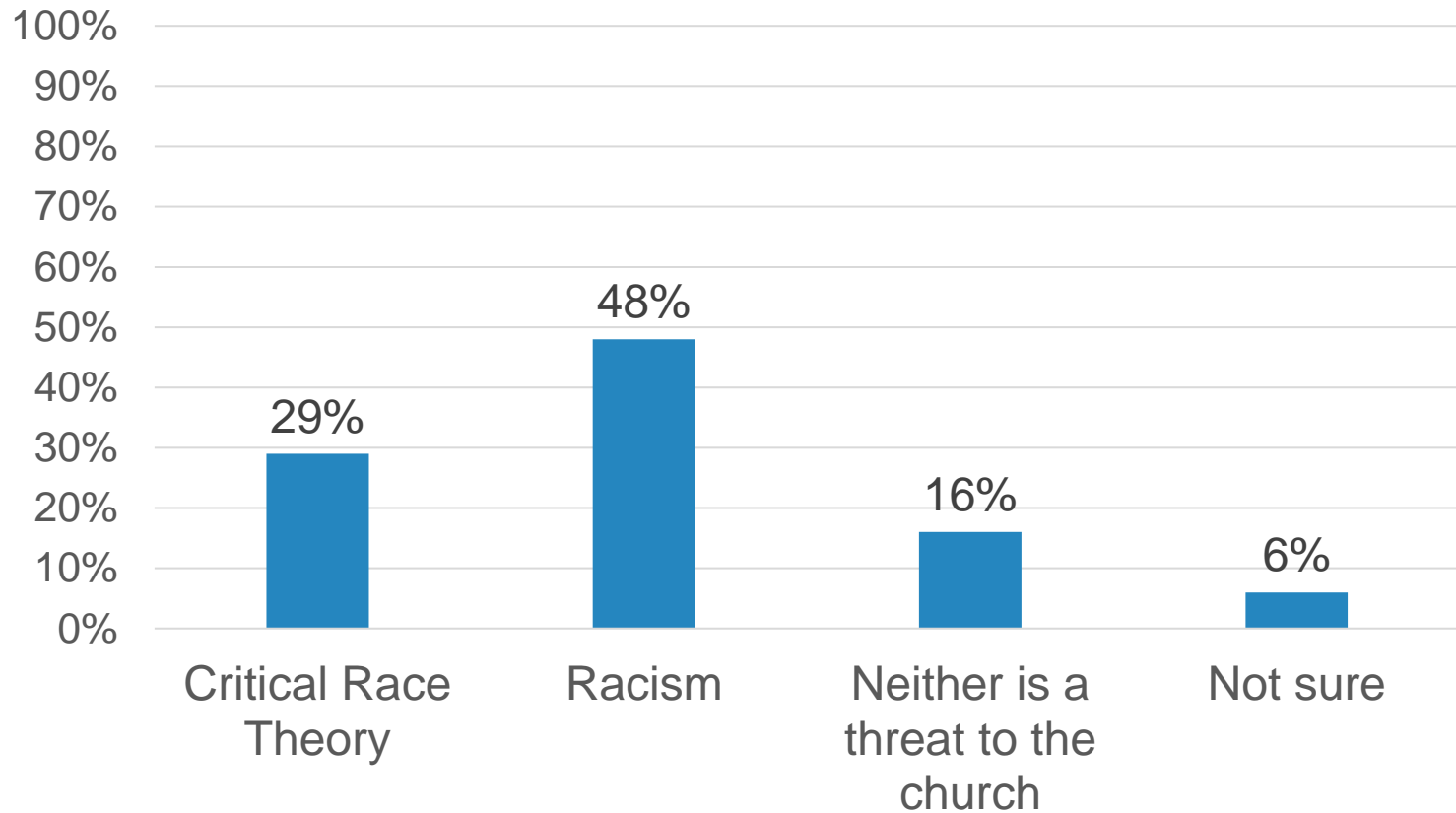
# More pastors disagree that their church is predominantly one racial or ethnic group compared to 2017 (22% v. 17%)

Among Protestant Pastors



# More pastors say that racism than CRT is the bigger threat to the church in U.S. today

Among Protestant Pastors

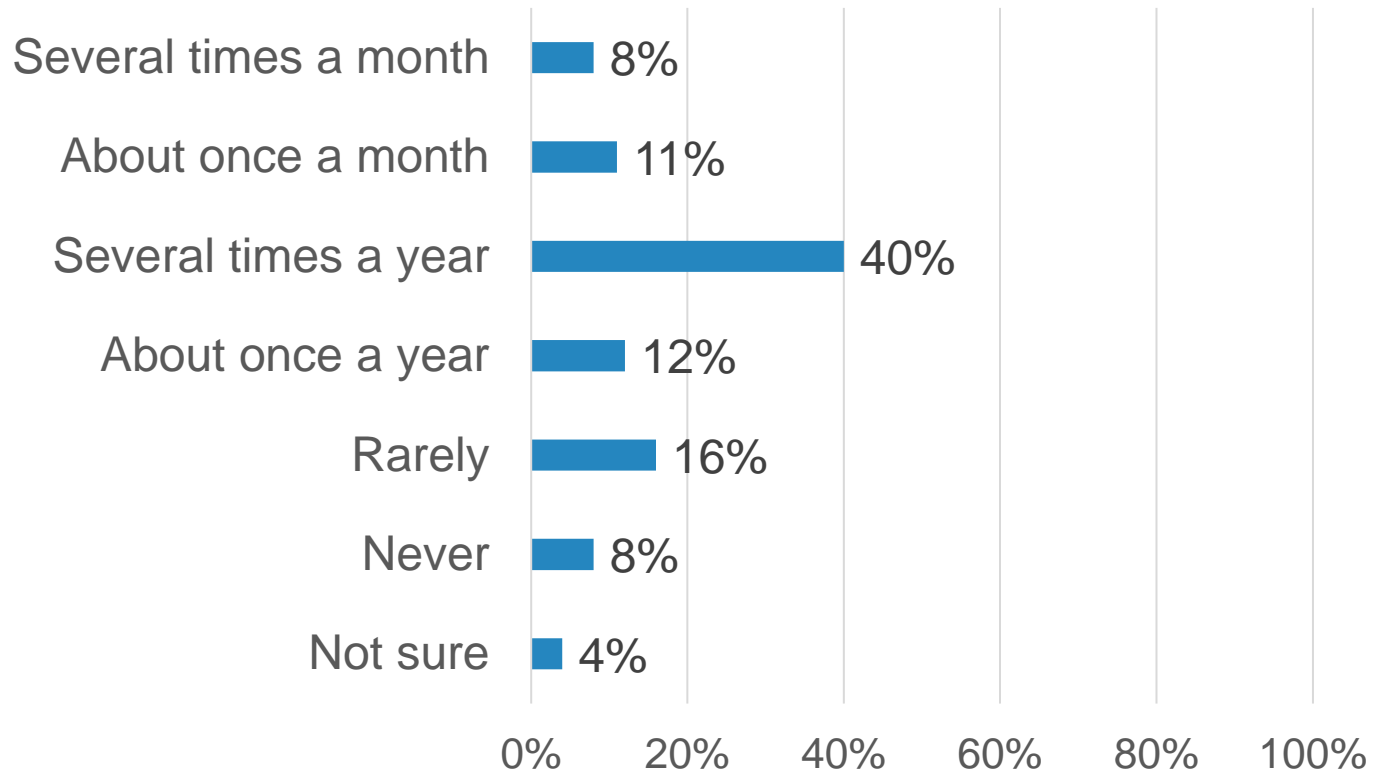


Lifeway research

Q22: "Which is the bigger threat to the church in the U.S. today, Critical Race Theory or racism?" n=973

# 40% say they preach on racial reconciliation several times a year; 19% say they preach on it at least once a month

Among Protestant Pastors

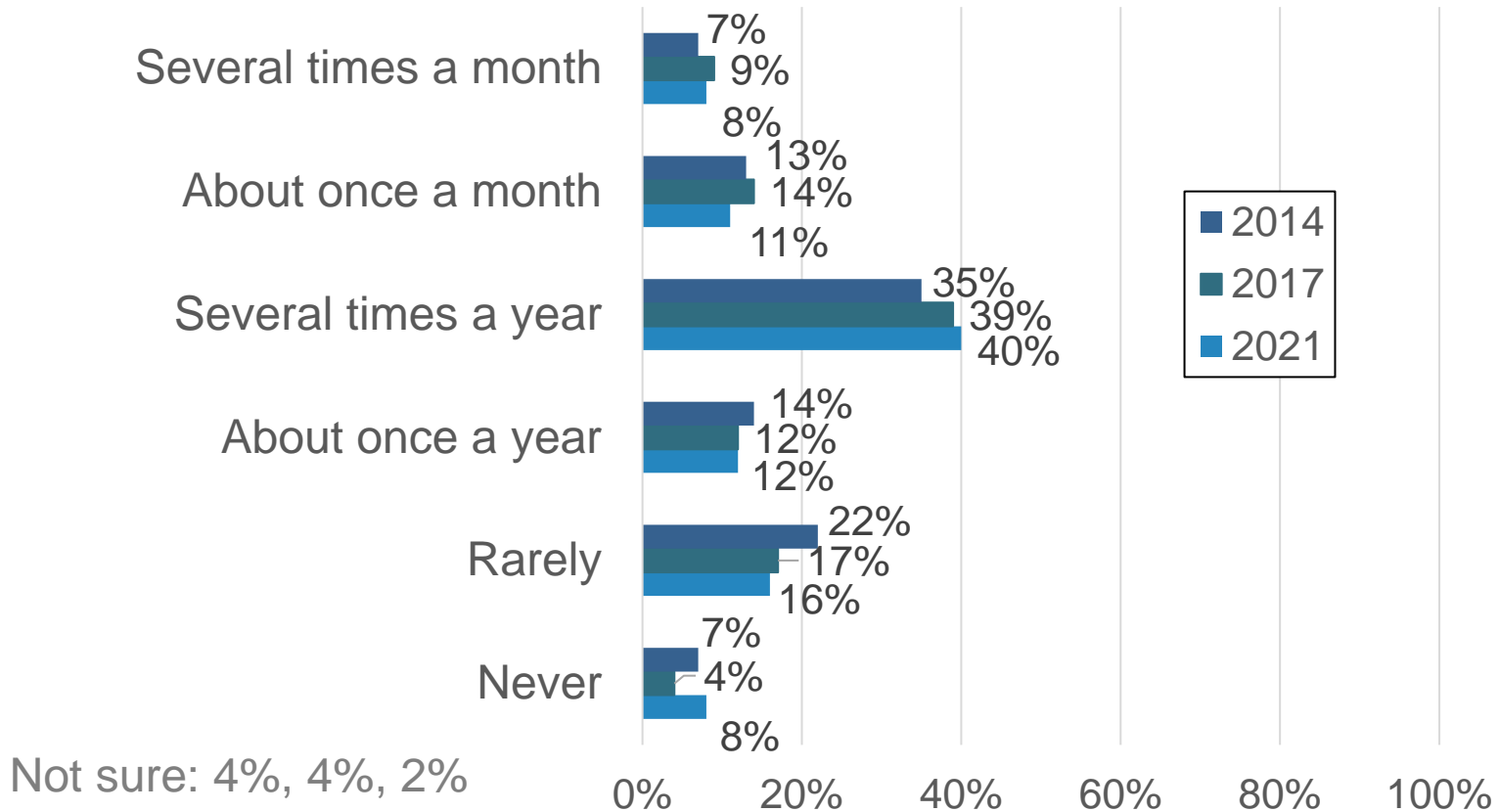


Lifeway research



# Practice over time: How often pastors preach on racial reconciliation

Among Protestant Pastors



Lifeway research

Q: "How often do you speak to your church in sermons or large group messages about racial reconciliation? (Select One)"

# Significant Differences

Pastor

Ethnicity

Age

Gender

Education Level

Self-identified Evangelical/Mainline

Church

Region

Denomination Group

Average Attendance

**Lifeway**research

# Significant Differences

Comparisons were made to determine if there are any significant statistical differences among the pastor's ethnicity, age, gender, education, self-identified Evangelical or Mainline.

AGE	GENDER	ETHNICITY	EDUCATION	Self-Identified
18-44	Male	White	No College Degree	Evangelical
45-54	Female	African American	Bachelor's Degree	Mainline
55-64		Hispanic	Graduate Degree	
65+		Other Ethnicities	Doctoral Degree	

# Significant Statistical Differences

Comparisons were made to determine if there are any significant statistical differences among the church's region, denomination, and attendance.

REGION	DENOMINATION GROUP	ATTENDANCE
Northeast	Baptist	0-49
South	Lutheran	50-99
Midwest	Methodist	100-249
West	Pentecostal	250+
	Presbyterian/Reformed	
	Christian/Church of Christ	
	Non-Denominational	

Note: Region is defined by the US Census locations

## **“Every church should strive to achieve racial diversity.”**

- Pastors age 18-44 (91%) are more likely to Agree than pastors age 55-64 (86%) and 65+ (86%)
- Female pastors are more likely to Agree than males (94% v. 86%)
- African American pastors (97%) are more likely to Agree than white pastors (87%) and pastors of Other Ethnicities (83%)
- Mainline pastors are more likely to Agree than Evangelical pastors (93% v. 86%)
- Pastors in the South (90%) are more likely to Agree than those in the West (83%)
- Methodists (97%) and Presbyterian/Reformed (92%) are more likely to Agree than Baptists (83%) and Lutherans (83%)

## **“My church is predominantly one racial or ethnic group.”**

- White pastors are the most likely to Agree (79%)
- Pastors with a Master’s degree (82%) are more likely to Agree than pastors with no college degree (66%) or Bachelor’s degree (73%)
- Pastors in the West are the most likely to Disagree (36%)
- Lutherans (83%), Methodists (81%), and Presbyterian/Reformed (85%) are more likely to Agree than Baptists (72%), Pentecostals (67%), and Nondenominational (54%)

## **“Which is the bigger threat to the church in the U.S. today, Critical Race Theory or racism?”**

- Pastors age 18-44 (56%) and 55-64 (51%) are more likely to select “Racism” than pastors age 65+ (37%)
- Male pastors are more likely to select “Critical Race Theory” than females (34% v. 17%)
- African American pastors are the most likely to select “Racism” (74%) and the least likely to select “Critical Race Theory” (15%)
- Pastors with a Master’s degree (60%) or a Doctoral degree (54%) are more likely to select “Racism” than pastors with no college degree (28%) or a Bachelor’s degree (38%)
- Mainline pastors are more likely to select “Racism” than Evangelical pastors (70% v. 38%)
- Pastors in the South (33%) and Midwest (31%) are more likely to select “Critical Race Theory” than those in the Northeast (21%)
- Methodists (66%) and Presbyterian/Reformed (69%) are more likely to select “Racism” than Baptists (36%), Lutherans (46%), Pentecostals (27%), Christian/Church of Christ (48%), and Nondenominational (26%)

## **“How often do you speak to your church in sermons or large group messages about racial reconciliation?”**

- Pastors age 18-44 (44%) and 45-54 (44%) are more likely to select “Several times a year” than pastors age 65+ (32%)
- Female pastors are more likely to select “About once a month” than males (15% v. 10%)
- African American pastors are the most likely to select “Several times a month” (21%)
- Pastors with a Master’s degree (48%) or a Doctoral degree (43%) are more likely to select “Several times a year” than pastors with a Bachelor’s degree (27%)
- Mainline pastors are more likely to select “About once a month” than Evangelical pastors (18% v. 8%)
- Pastors in the West (14%) are more likely to select “Never” than those in the Northeast (3%) and Midwest (6%)
- Baptists (41%), Methodists (44%), and Presbyterian/Reformed (43%) are more likely to select “Several times a year” than Pentecostals (28%)



# Pastors' Views on Racial Reconciliation

A SURVEY OF AMERICAN PROTESTANT PASTORS

Lifeway research