

American Views on Suicide

A SURVEY OF 1,005 AMERICANS

Lifeway research

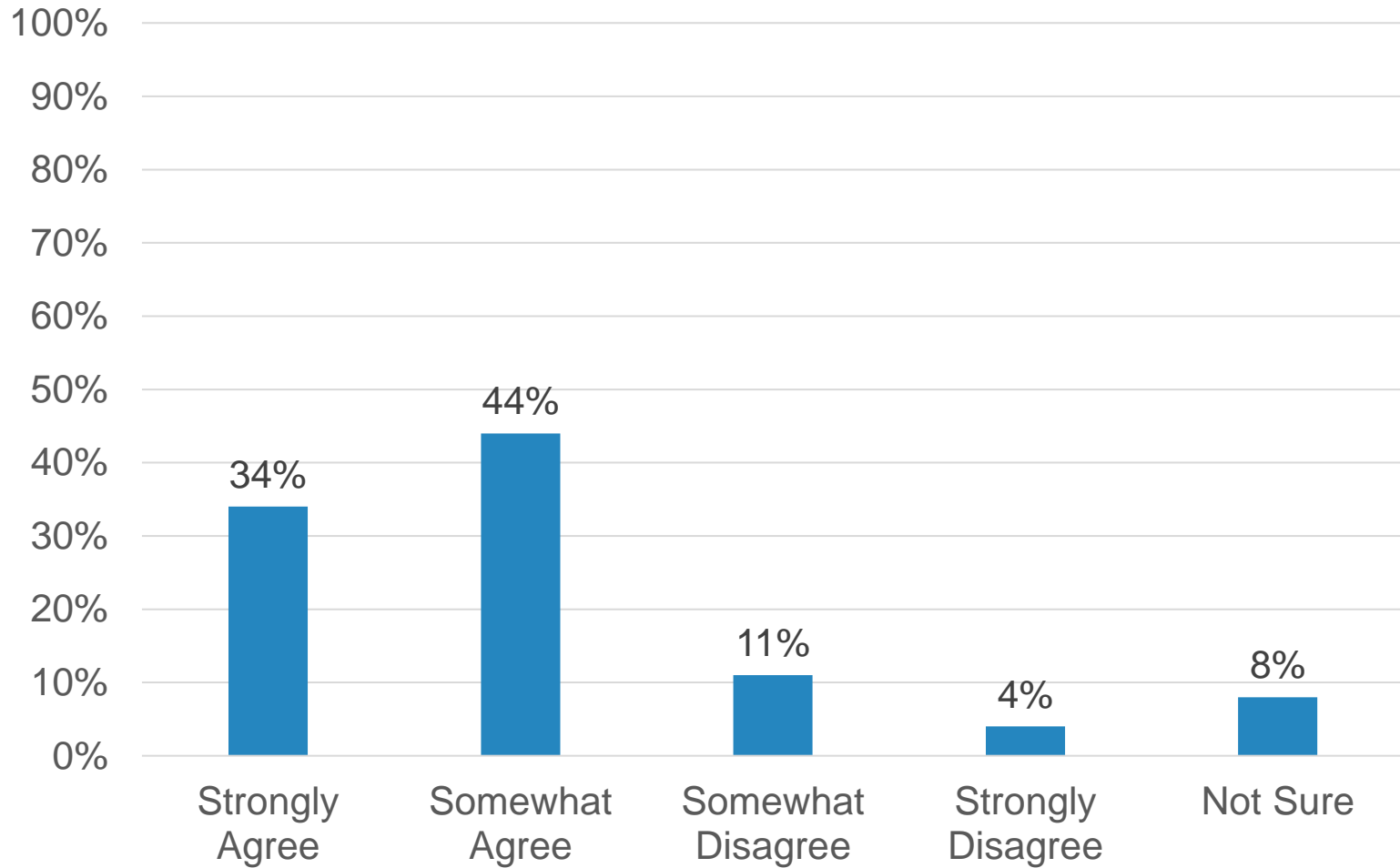
Methodology

- The online survey of 1,005 Americans was conducted September 3-14, 2021 using a national pre-recruited panel
- Quotas and slight weights were used to balance gender, age, region, ethnicity, education, and religion to more accurately reflect the population
- The completed sample is 1,005 surveys
- The sample provides 95% confidence that the sampling error from the panel does not exceed $\pm 3.3\%$ This margin of error accounts for the effect of weighting
- Margins of error are higher in sub-groups

Definitions

- **Evangelical Beliefs** are defined using the NAE Lifeway Research Evangelical Beliefs Research Definition based on respondent beliefs
- Respondents are asked their level of agreement with four separate statements using a four-point, forced choice scale (strongly agree, somewhat agree, somewhat disagree, strongly disagree). Those who strongly agree with all four statements are categorized as having Evangelical Beliefs
 - The Bible is the highest authority for what I believe
 - It is very important for me personally to encourage non-Christians to trust Jesus Christ as their Savior
 - Jesus Christ's death on the cross is the only sacrifice that could remove the penalty of my sin
 - Only those who trust in Jesus Christ alone as their Savior receive God's free gift of eternal salvation

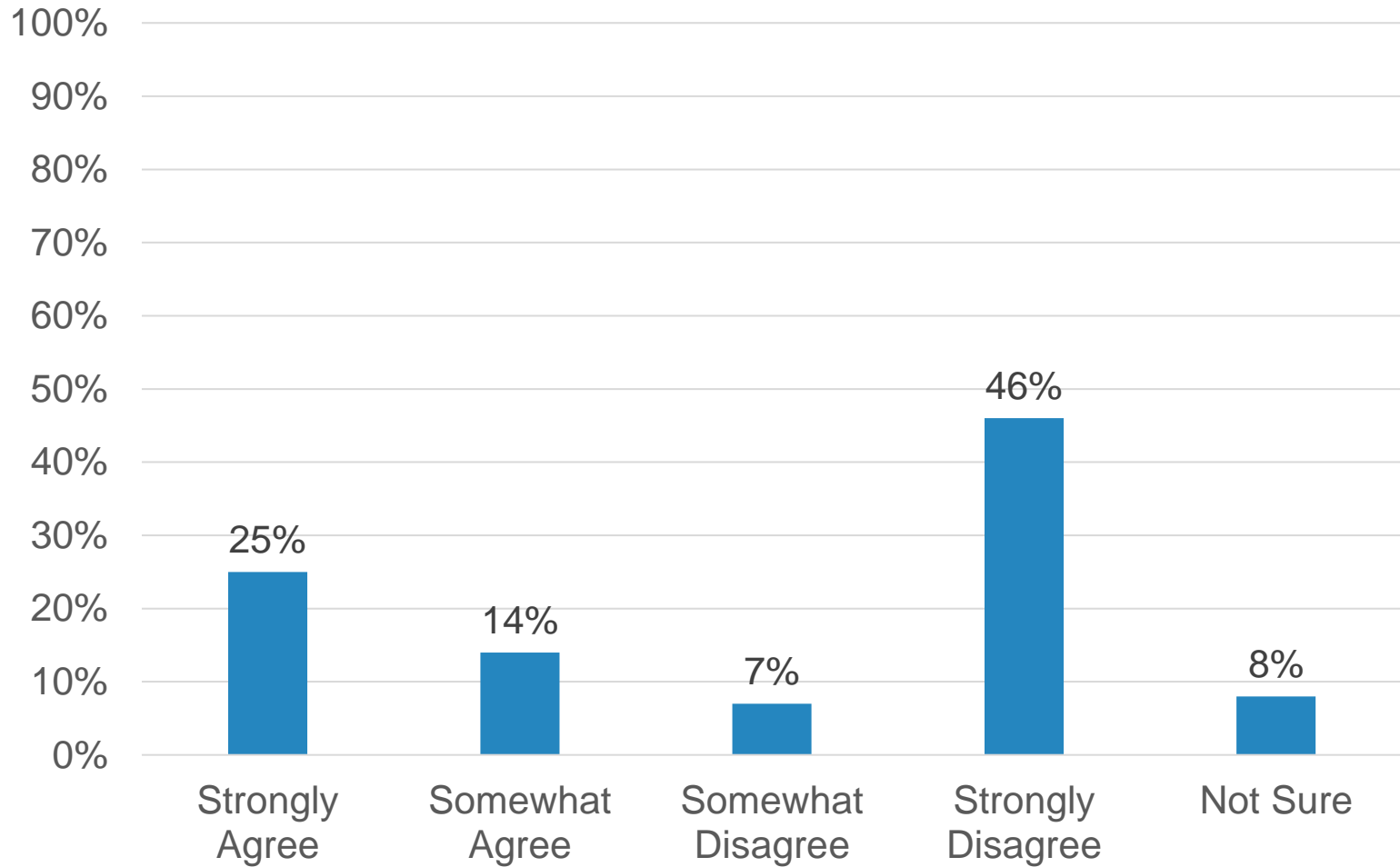
77% say that suicide has become an epidemic in the U.S.



Lifewayresearch

Q8: "Suicide has become an epidemic in the United States." n=1,005

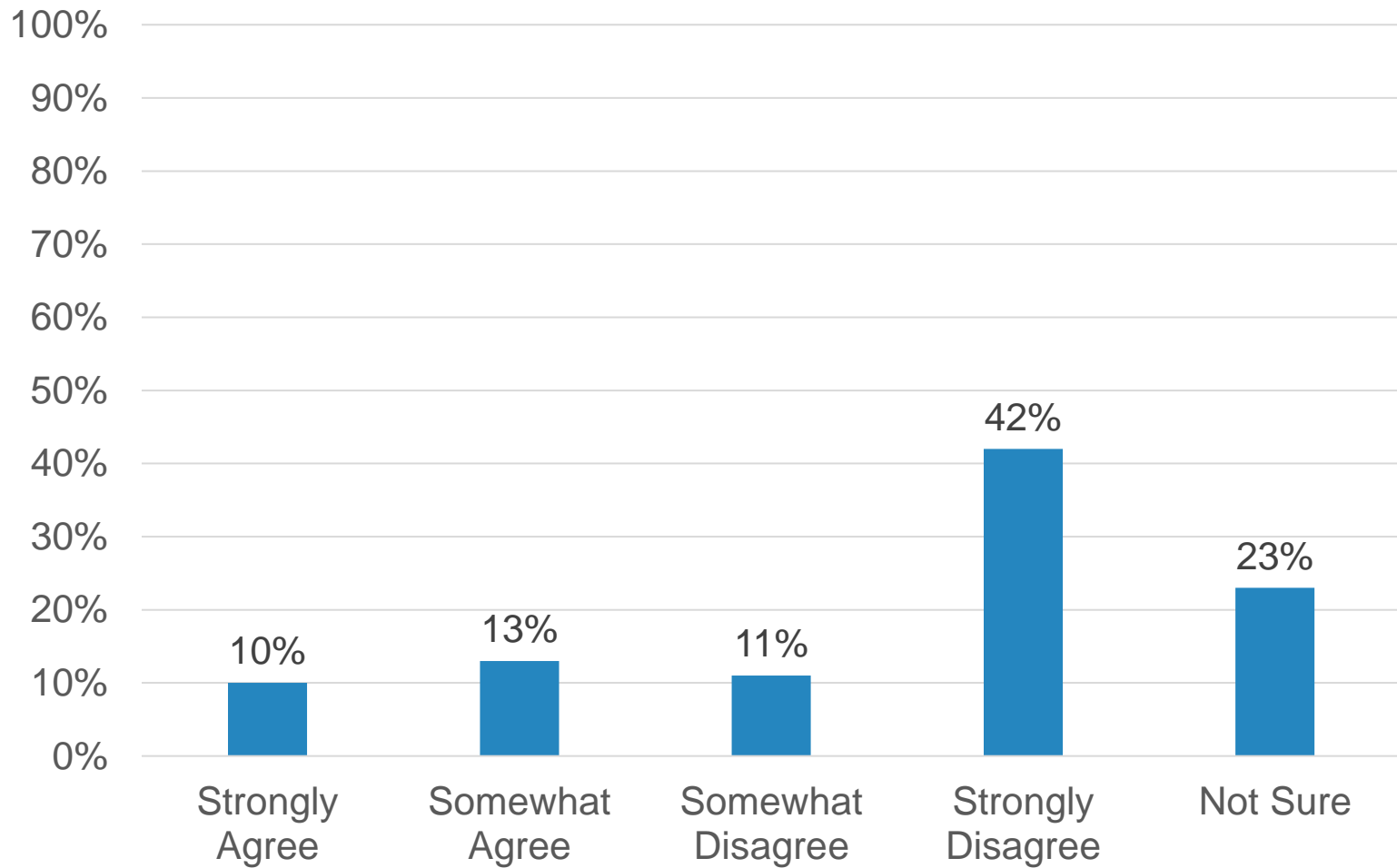
39% have had a friend or family member commit suicide



Lifeway research

Q9: "I have a friend or family member who has committed suicide." n=1,005

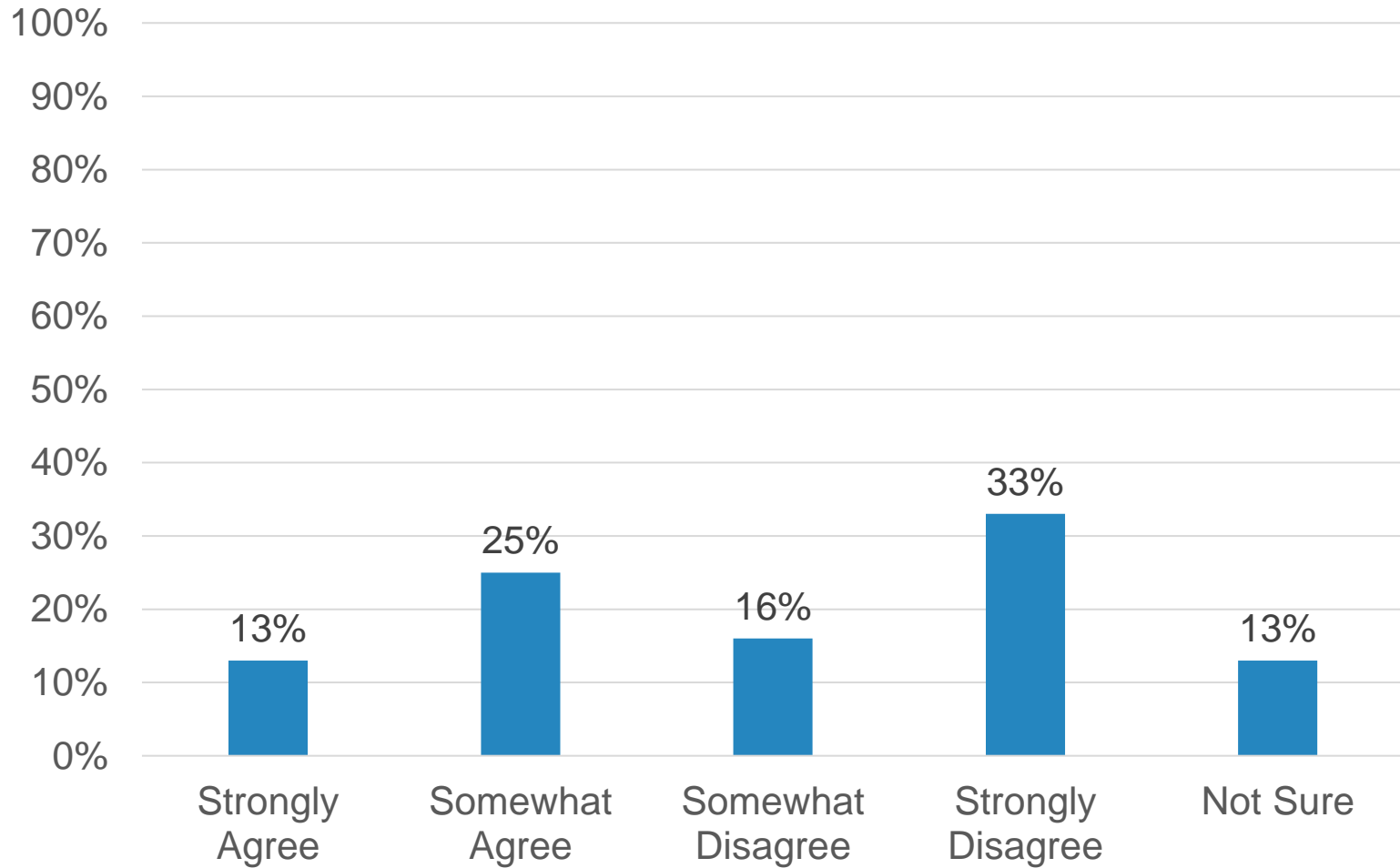
23% say that people who commit suicide automatically go to hell



Lifewayresearch

Q10: "People who commit suicide automatically go to hell." n=1,005

38% say that people who commit suicide are selfish



Lifewayresearch

Q11: "People who commit suicide are selfish." n=1,005

Significant Differences

Gender

Age

Ethnicity

Region

Education Level

Religion

Worship Service Attendance

Evangelical Beliefs

Significant Differences

Comparisons were made to determine if there are any significant statistical differences among gender, age, ethnicity, region, and education.

GENDER	AGE	ETHNICITY	REGION	EDUCATION
Male	18-34	White	Northeast	High School graduate or less
Female	35-49	African American	Midwest	Some college
	50-64	Hispanic	South	Bachelor's Degree
	65+	Other Ethnicities	West	Graduate Degree

Note: Region is defined by the US Census locations

Significant Statistical Differences

Comparisons were made to determine if there are any significant statistical differences among religion, worship service attendance, and evangelical beliefs.

RELIGION	WORSHIP SERVICE ATTENDANCE AMONG CHRISTIANS	EVANGELICAL BELIEFS
Catholic	Less than once a month	Yes
Protestant	1 to 3 times a month	No
Other Religions	4 or more times a month	
Unaffiliated		

“Suicide has become an epidemic in the United States.”

- Females are more likely to Agree than males (85% v. 70%)
- Those age 18-34 (83%) and 35-49 (82%) are more likely to Agree than those 50-64 (70%) and 65+ (73%)
- Whites (79%) and African Americans (83%) are more likely to Agree than Other Ethnicities (67%)
- Those in the Midwest (85%) and South (81%) are more likely to Agree than those in the Northeast (72%) and West (69%)
- Those with a Bachelor’s Degree (20%) or a Graduate Degree (20%) are more likely to Disagree than those who are High School Graduates or less (13%) or with some college (11%)
- Catholics (19%) are more likely to Disagree than Protestants (13%)
- Christians who attend a worship service less than once a month are the least likely to Agree (72%)
- Those with evangelical beliefs are more likely to Agree than those without evangelical beliefs (85% v. 75%)

“I have a friend or family member who has committed suicide.”

- Females are more likely to Agree than males (43% v. 34%)
- Those age 35-49 are the most likely to Agree (49%)
- Whites (42%) are more likely to Agree than African Americans (32%) and Hispanics (30%)
- Those in the South (43%) are more likely to Agree than those in the West (35%)
- Those with a Bachelor's Degree (60%) are more likely to Disagree than those with some college (48%)
- Religiously Unaffiliated (42%) are more likely to Agree than Catholics (33%)
- Those without evangelical beliefs are more likely to Disagree than those with evangelical beliefs (55% v. 47%)

“People who commit suicide automatically go to hell.”

- Males are more likely to Agree than females (27% v. 19%)
- Those age 65+ are the most likely to Disagree (67%)
- African Americans (31%) and Hispanics (31%) are more likely to Agree than Whites (20%) and Other Ethnicities (16%)
- Those in the West (62%) are more likely to Disagree than those in the Midwest (52%) and South (49%)
- Religiously Unaffiliated are the least likely to Agree (10%)
- Catholics (58%) and Religiously Unaffiliated (64%) are more likely to Disagree than Protestants (47%)
- Christians who attend a worship service less than once a month are the most likely to Disagree (57%)
- Those with evangelical beliefs are more likely to Agree than those without evangelical beliefs (39% v. 18%)

“People who commit suicide are selfish.”

- Males are more likely to Agree than females (43% v. 33%)
- Those age 35-49 (43%) and 50-64 (42%) are more likely to Agree than those 18-34 (34%) and 65+ (32%)
- Whites (39%) are more likely to Agree than Other Ethnicities (28%)
- Those with a Bachelor’s Degree (56%) are more likely to Agree than those who are High School Graduates or less (46%)
- Religiously Unaffiliated are the most likely to Disagree (64%)
- Christians who attend a worship service less than once a month are the least likely to Agree (36%)
- Those with evangelical beliefs are more likely to Agree than those without evangelical beliefs (48% v. 35%)

American Views on Suicide

A SURVEY OF 1,005 AMERICANS

Lifeway research