

2023 Cooperative Program Study

A SURVEY OF SOUTHERN BAPTIST CONGREGATIONS

Lifeway research

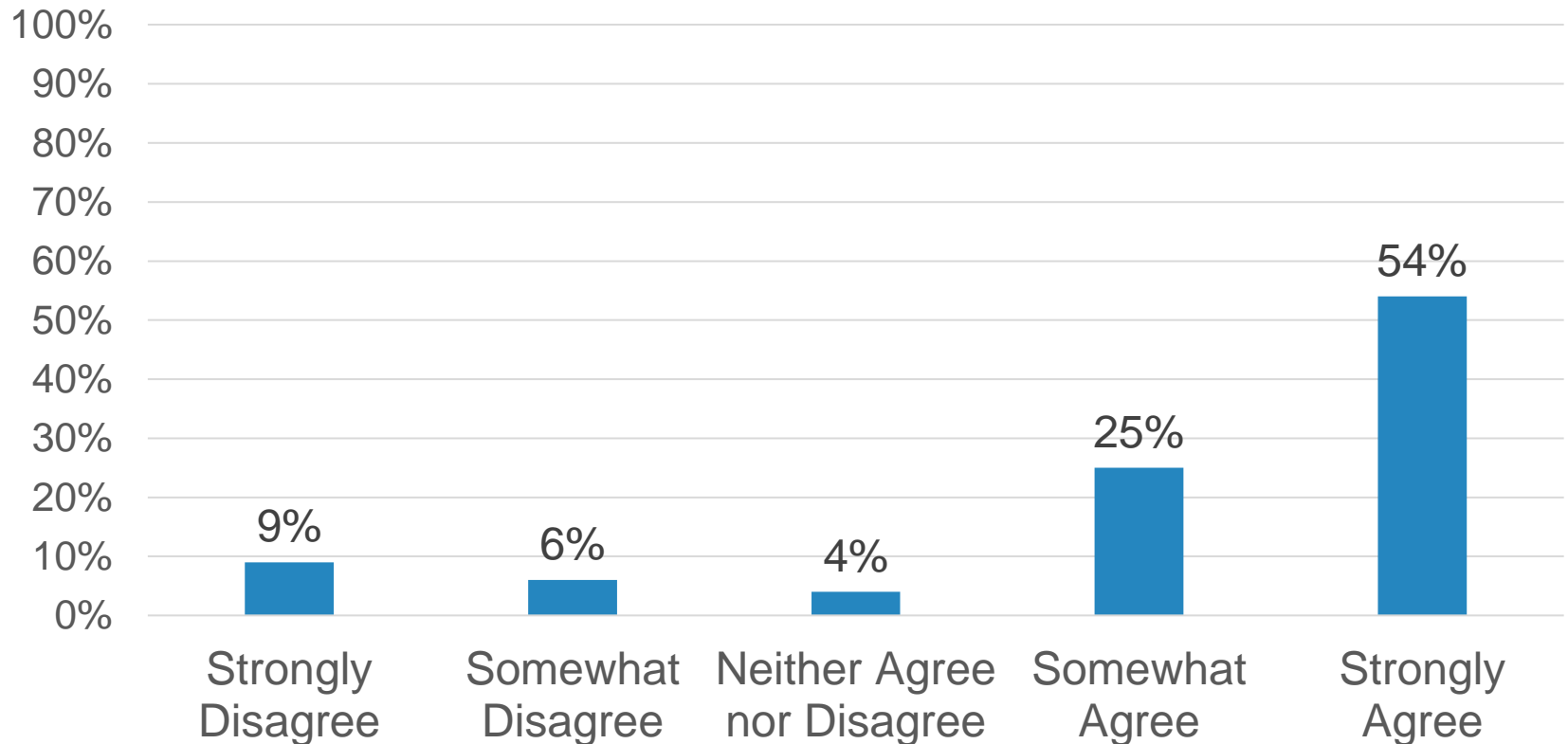
Methodology

- The online survey of Southern Baptist congregations was conducted October 8, 2023 - November 6, 2023
- All Southern Baptist congregations that had an email listed for their senior pastor or their church in SBCWorkspace was emailed an invitation to participate in this survey.
- A Baptist Press story encouraged congregations that did not receive an invitation to provide their email address to Lifeway Research. Each who responded with their church's information was also invited.
- Only one response was allowed per congregation
- Responses were weighted by region and church size to more accurately reflect the population
- The completed sample is 4,194 surveys
- The sample provides 95% confidence that the sampling error does not exceed $\pm 3.2\%$ This margin of error accounts for the effect of weighting
- Margins of error are higher in sub-groups

Evaluation of whether the following statements **currently describe** the Cooperative Program

The Cooperative Program supports SBC entities, ministries, and missions that my church values

Among Southern Baptist Congregations



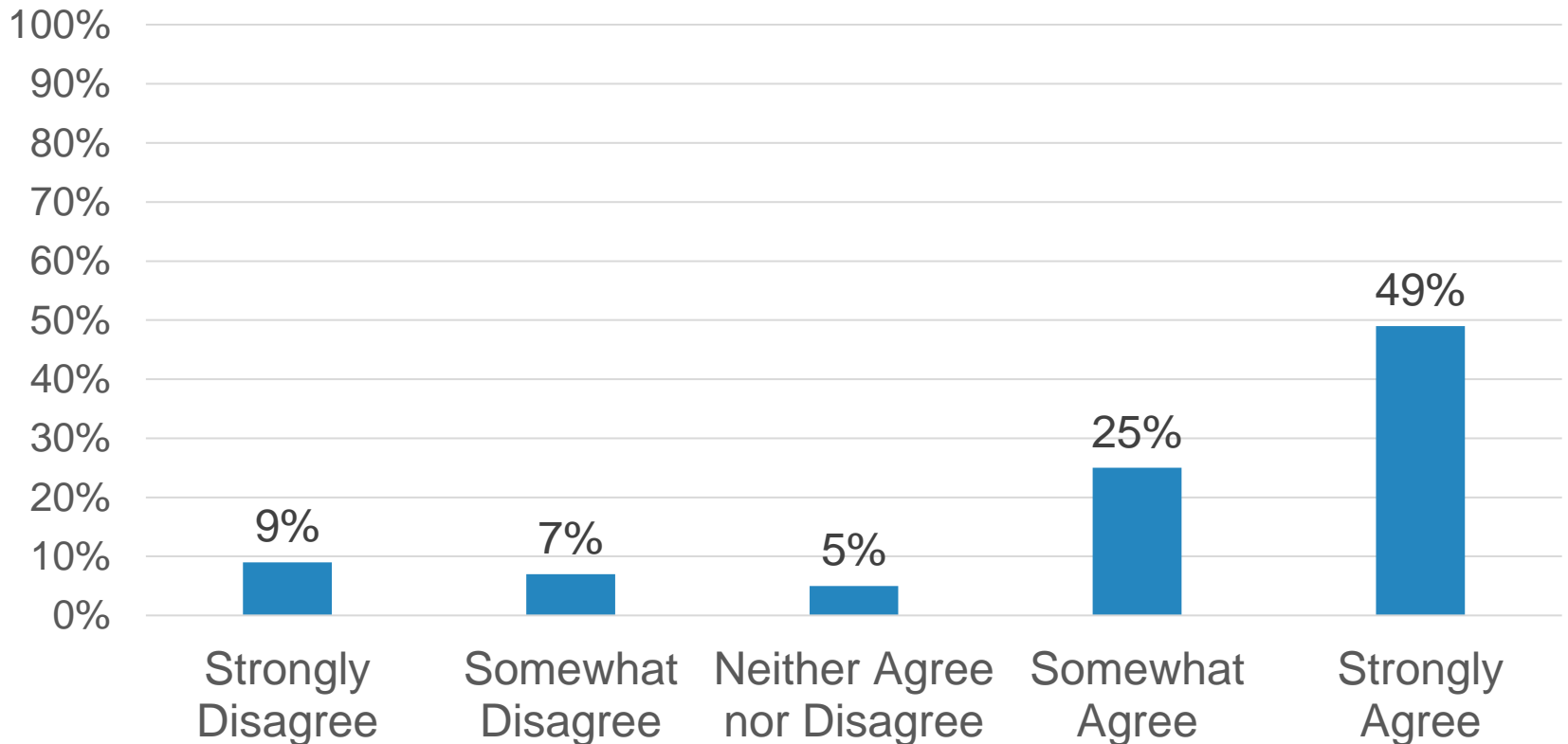
Don't Know 2%

Lifewayresearch

Q2_1: "Please indicate your level of agreement with whether the following characteristics **currently** describe the Cooperative Program. (Select one response for each characteristic)" n=4,194

The Cooperative Program supports state convention entities, ministries, and missions that my church values

Among Southern Baptist Congregations



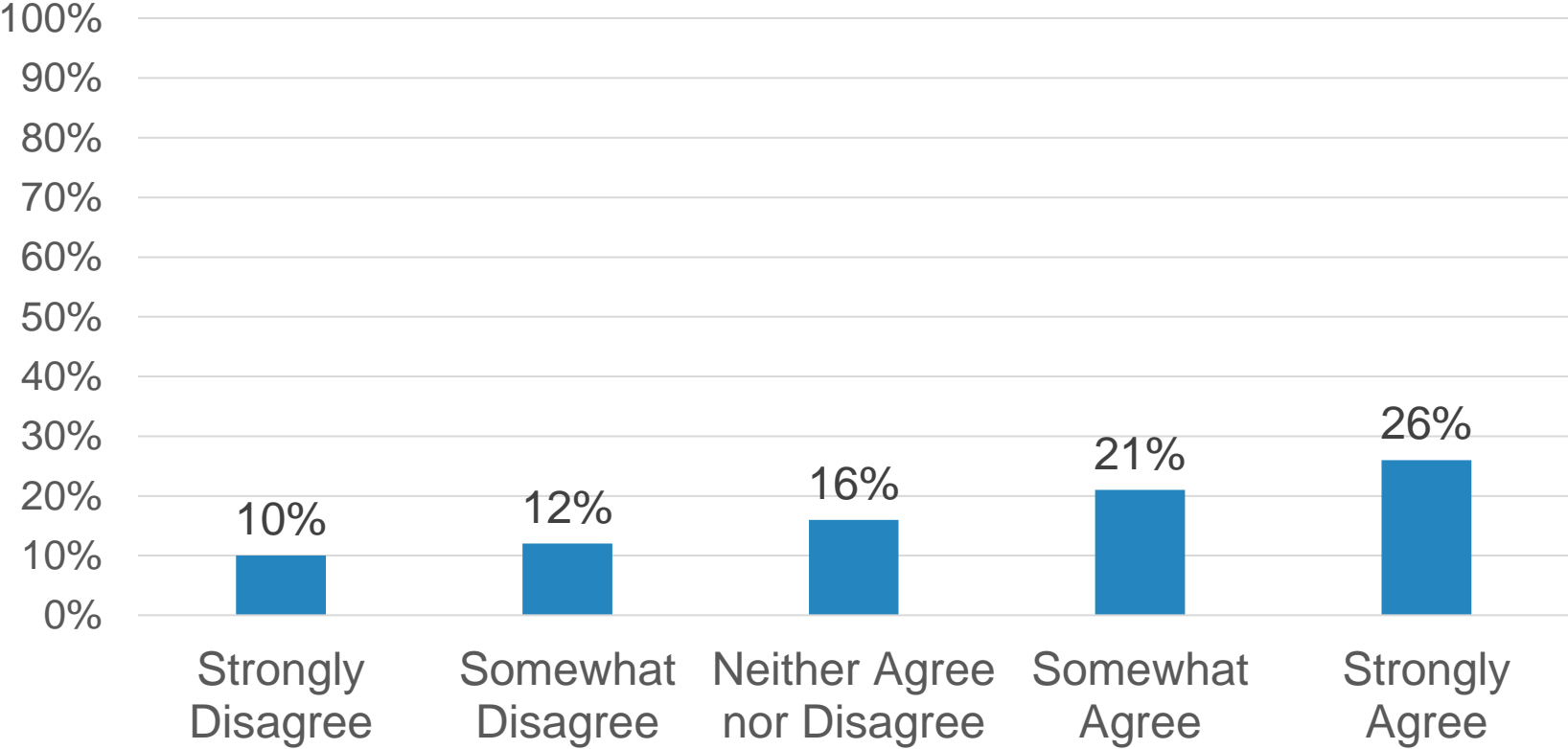
Don't Know 4%

Lifewayresearch

Q2_2: "Please indicate your level of agreement with whether the following characteristics **currently** describe the Cooperative Program. (Select one response for each characteristic)" n=4,194

The Cooperative Program protects churches from direct funding appeals by entities

Among Southern Baptist Congregations



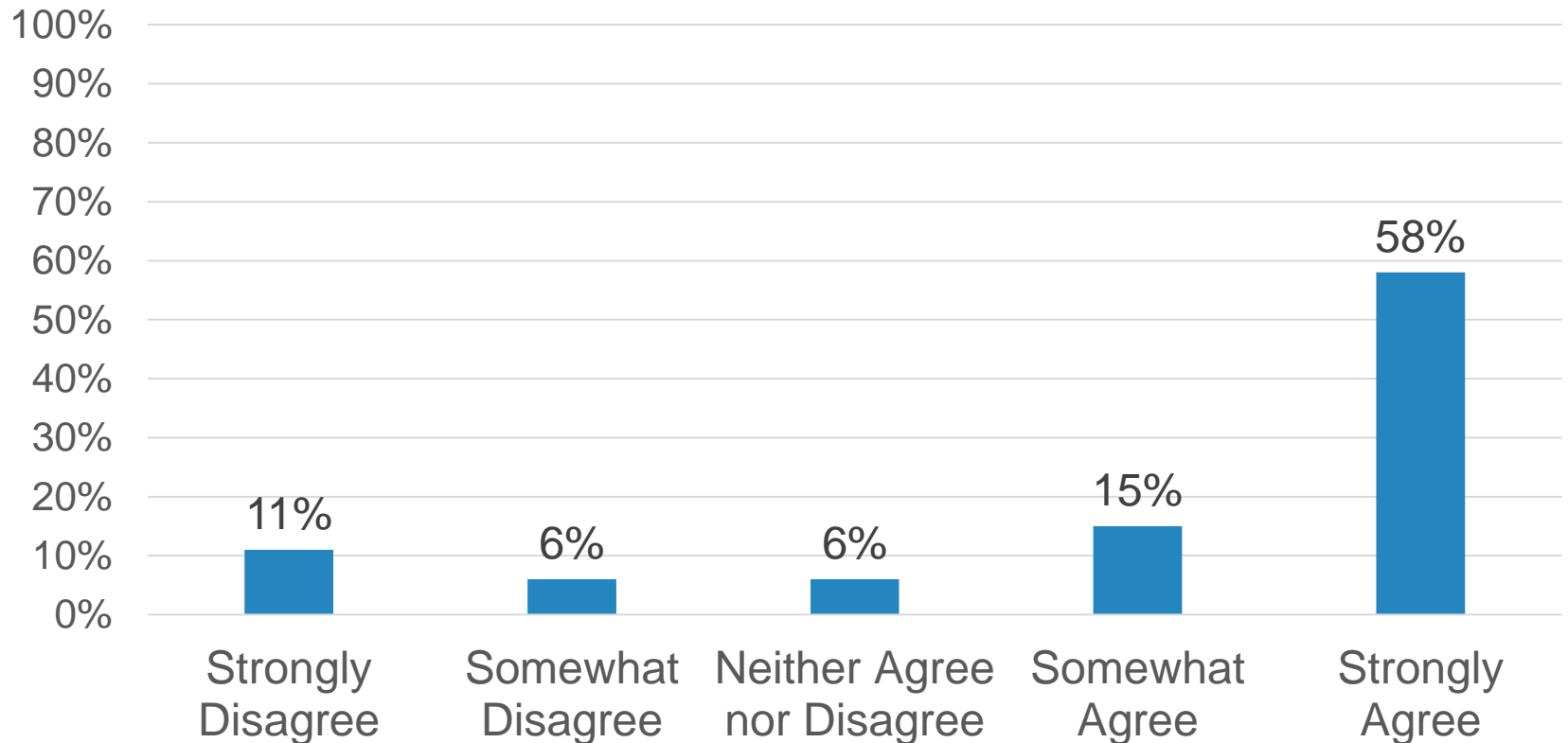
Don't Know 15%

Lifewayresearch

Q2_3: "Please indicate your level of agreement with whether the following characteristics **currently** describe the Cooperative Program. (Select one response for each characteristic)" n=4,194

The Cooperative Program allows my church to support more missions endeavors efficiently than we could on our own

Among Southern Baptist Congregations



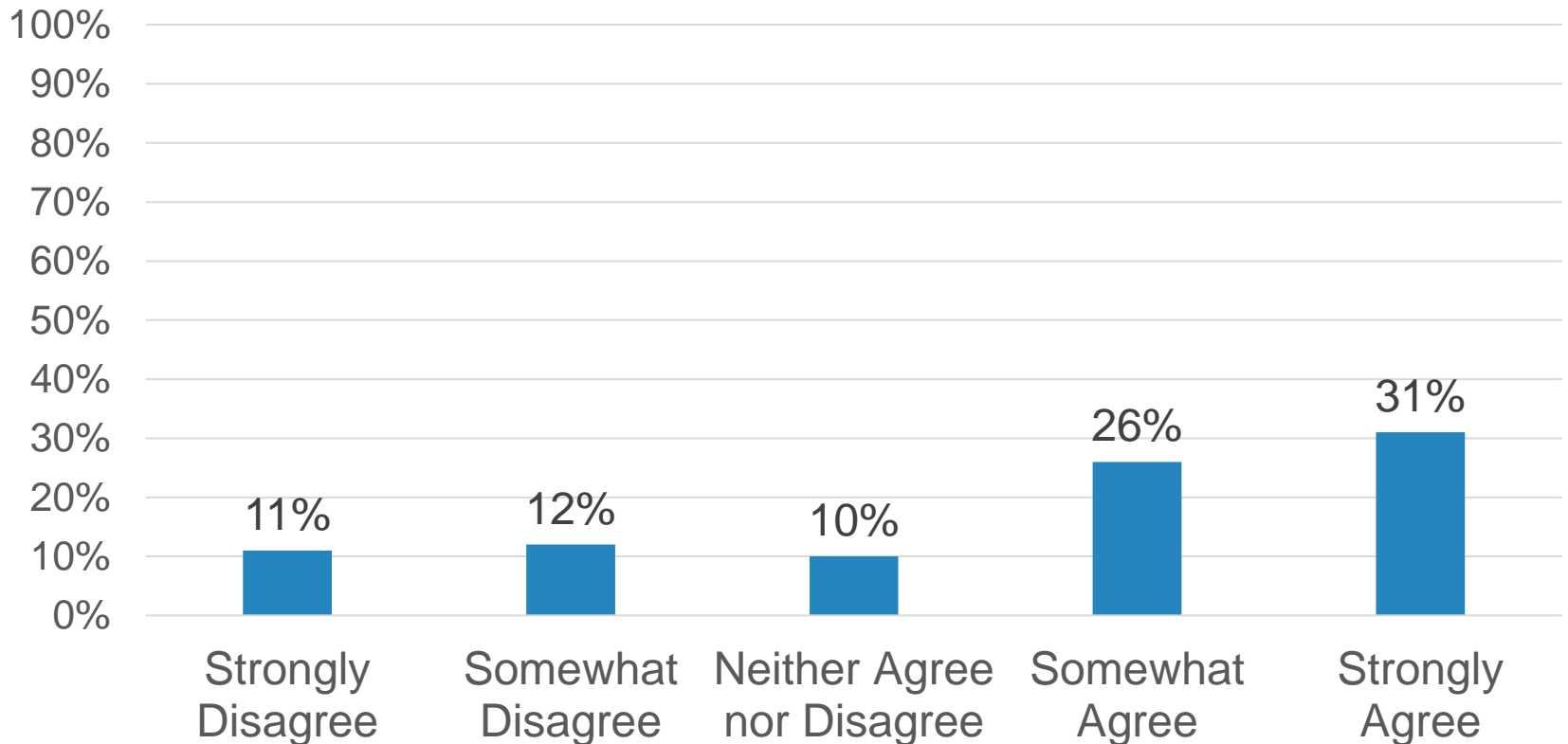
Don't Know 3%

Lifewayresearch

Q2_4: "Please indicate your level of agreement with whether the following characteristics **currently** describe the Cooperative Program. (Select one response for each characteristic)" n=4,194

The Cooperative Program allocates contributions among state, national, and global ministries, missions, and entities appropriately

Among Southern Baptist Congregations



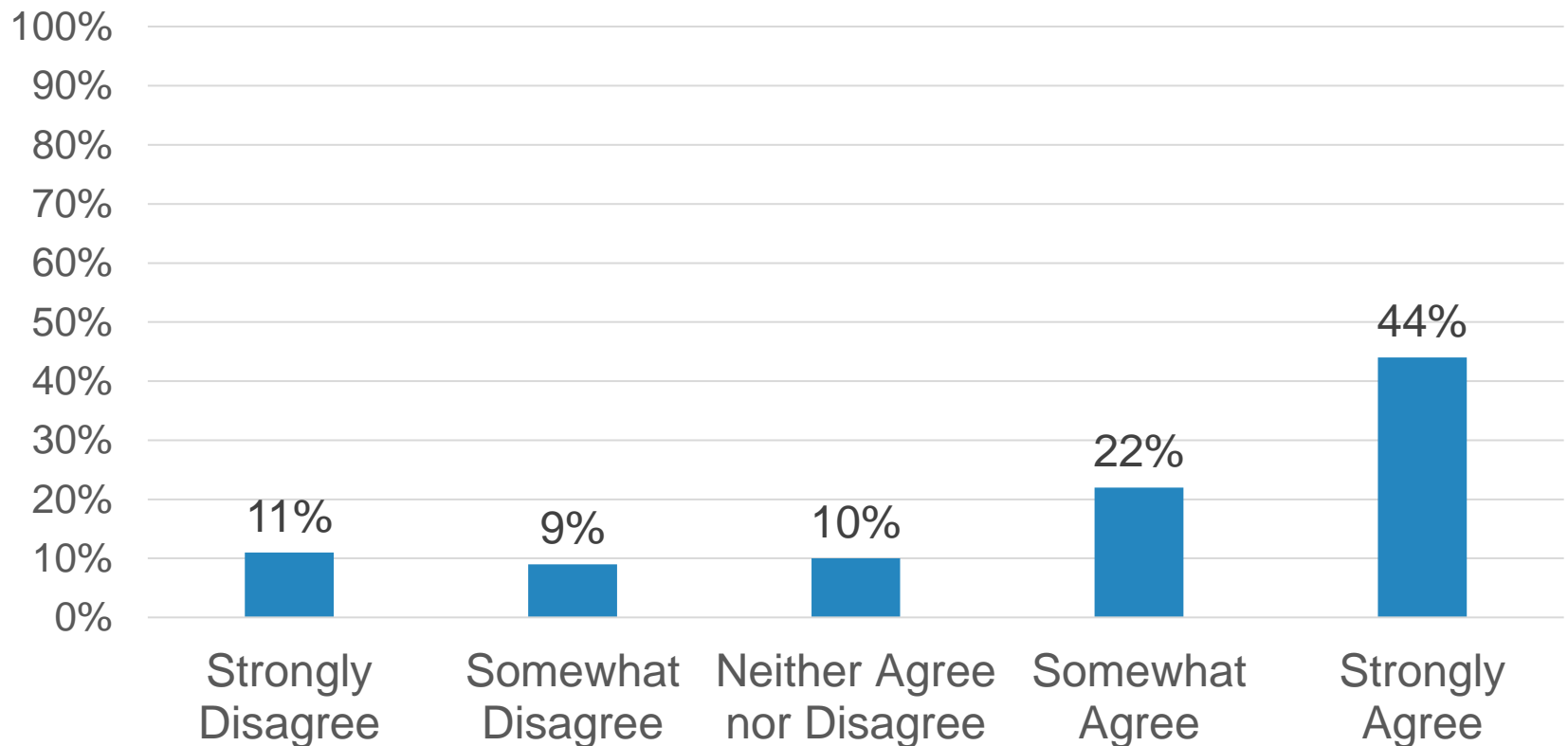
Don't Know 9%

Lifewayresearch

Q2_5: "Please indicate your level of agreement with whether the following characteristics **currently** describe the Cooperative Program. (Select one response for each characteristic)" n=4,194

The Cooperative Program is the most effective and efficient way to support the spread of the gospel worldwide

Among Southern Baptist Congregations



Don't Know 4%

Lifewayresearch

Q2_6: "Please indicate your level of agreement with whether the following characteristics **currently** describe the Cooperative Program. (Select one response for each characteristic)" n=4,194

Level of Agreement with Characteristics of the Cooperative Program

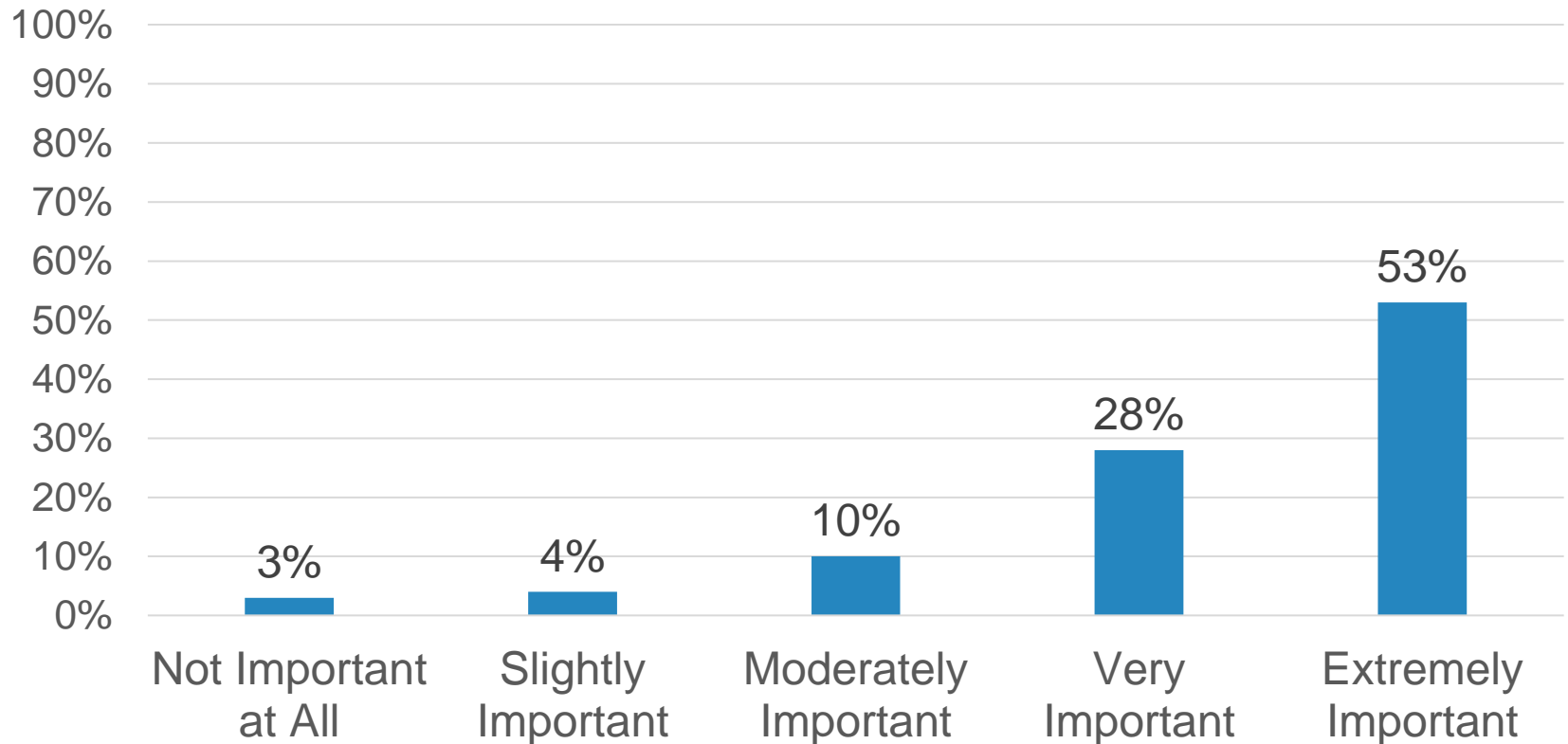
Among Southern Baptist Congregations

- All responses **“Strongly Agree”** 11%
- All responses are either **“Strongly Agree”** or **“Agree”** 31%
- All responses are either **“Strongly Disagree”** or **“Disagree”** 7%
- All responses are **“Strongly Disagree”** 3%

Congregation views on the **importance** of the following benefits of the Cooperative Program

The Cooperative Program supports SBC entities, ministries, and missions that my church values

Among Southern Baptist Congregations

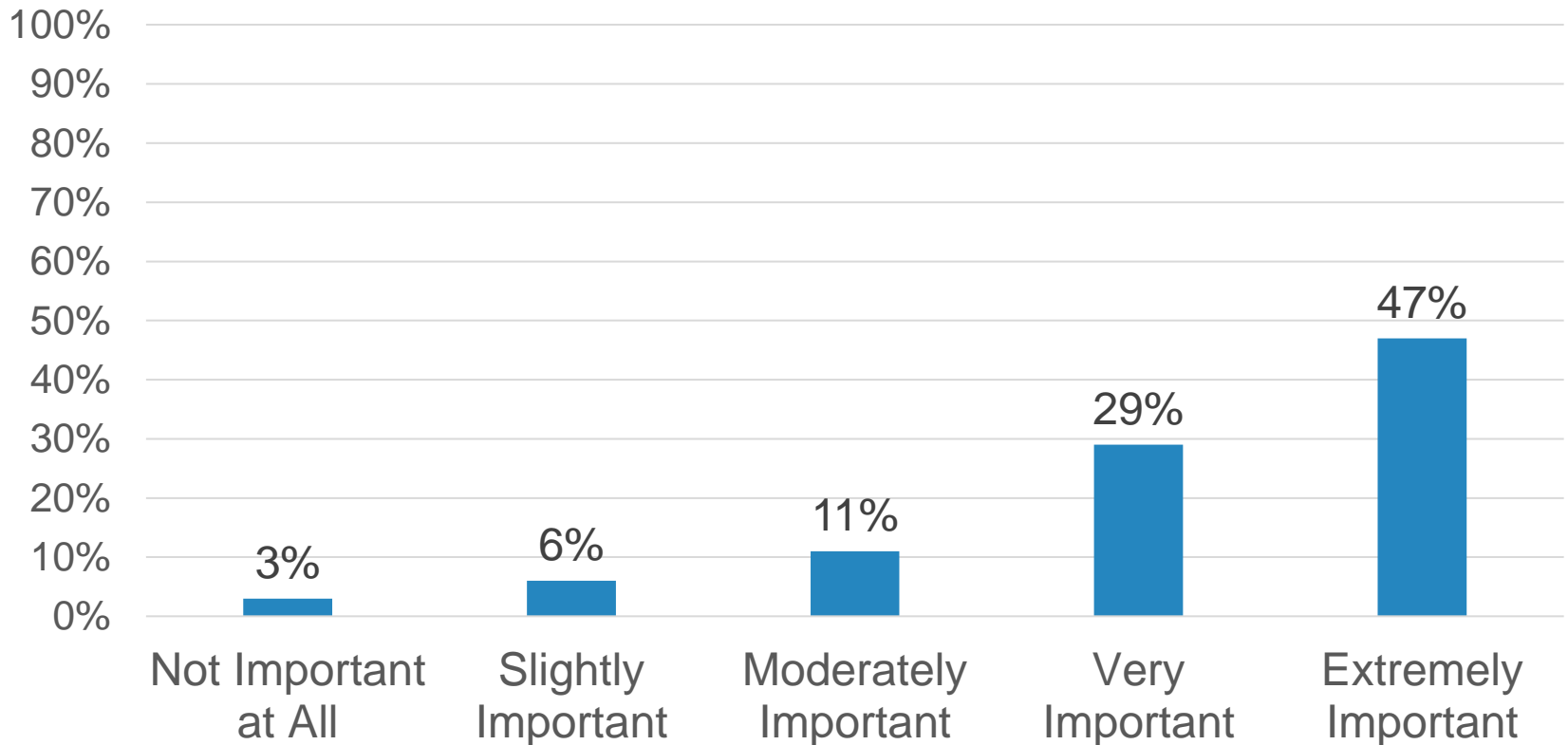


Don't Know 2%

Lifeway research

The Cooperative Program supports state convention entities, ministries, and missions that my church values

Among Southern Baptist Congregations

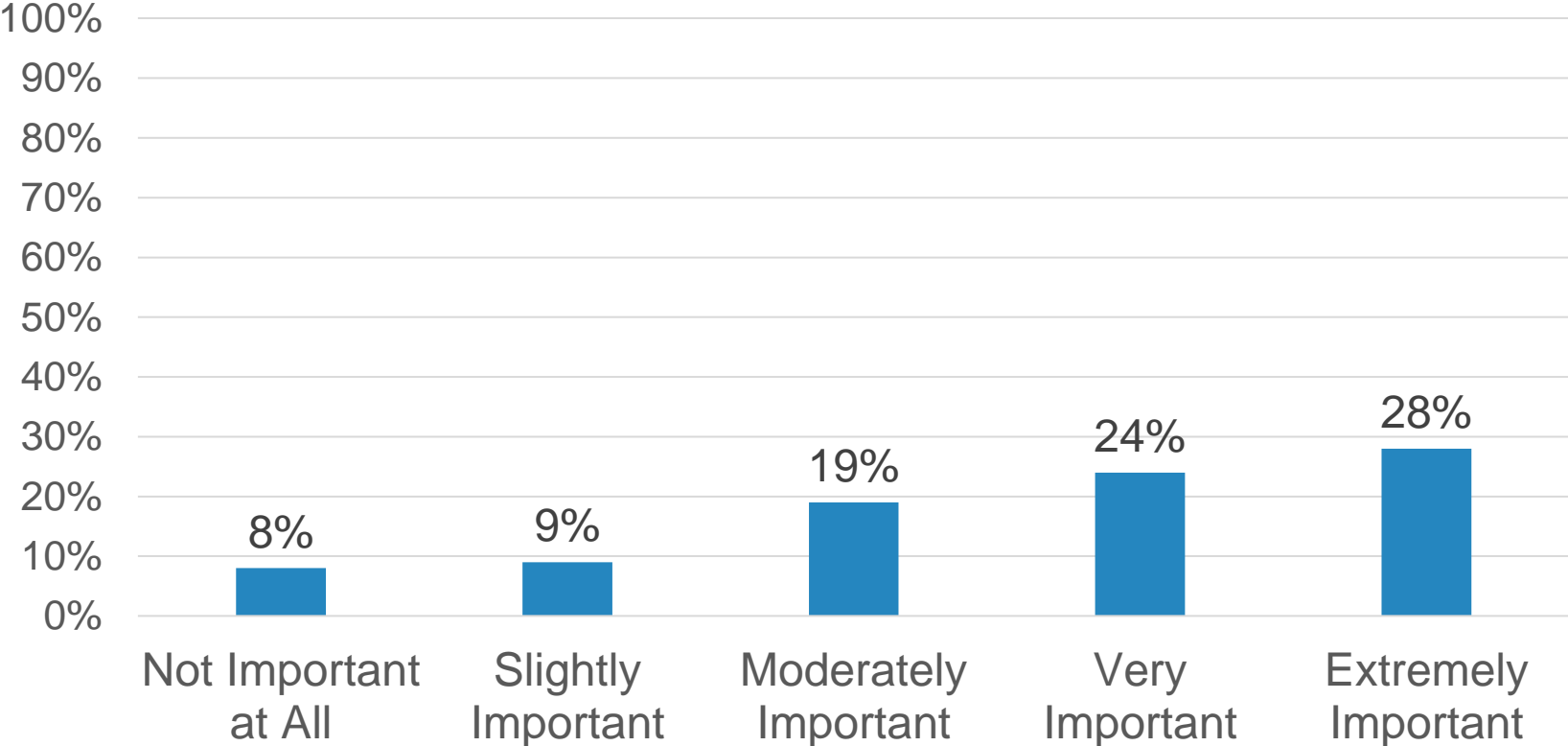


Don't Know 3%

Lifeway research

The Cooperative Program protects churches from direct funding appeals by entities

Among Southern Baptist Congregations



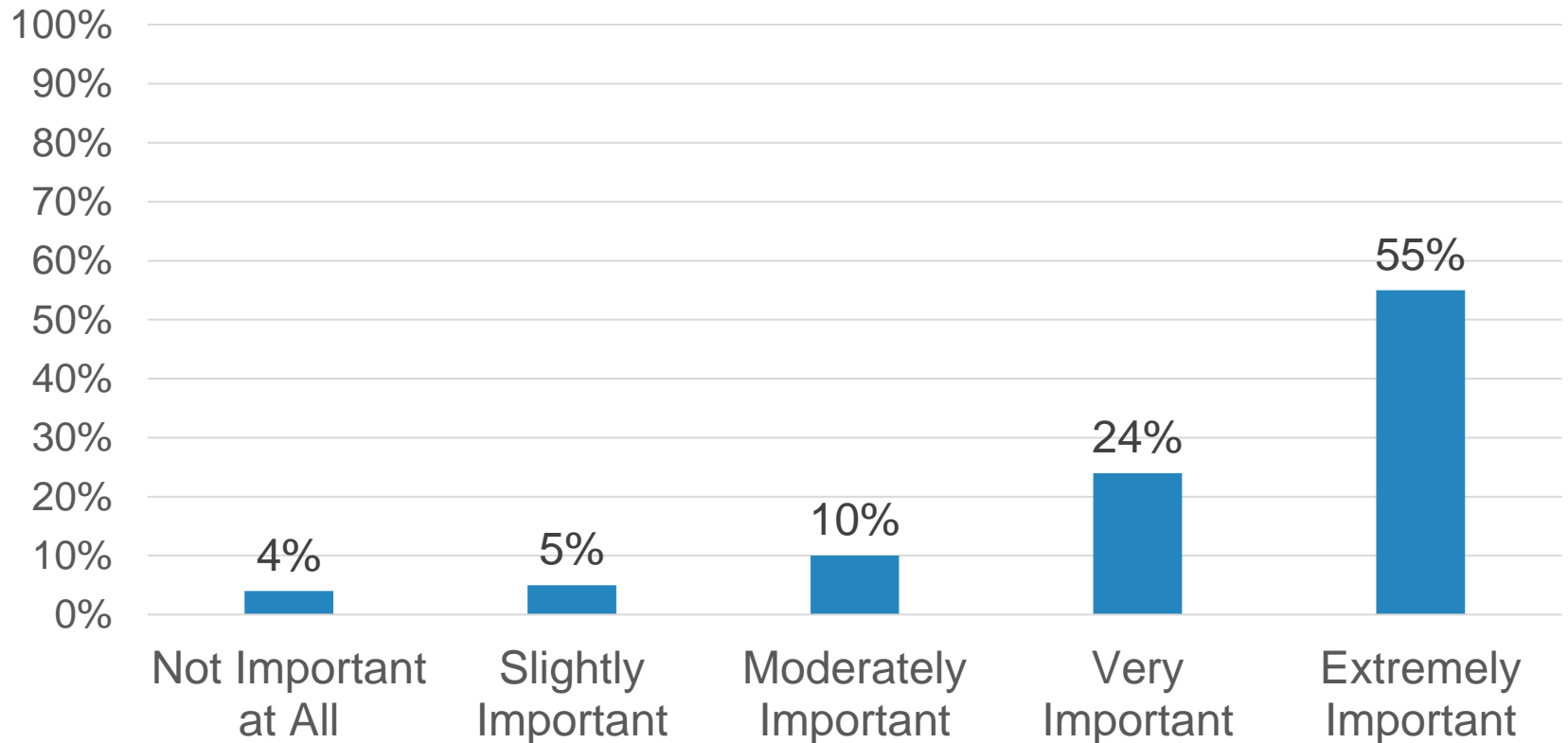
Don't Know 13%

Lifeway research

Q3_3: "Please indicate how important the following benefits are to your church. (Select one answer for each item)" n=4,194

The Cooperative Program allows my church to support more missions endeavors efficiently than we could on our own

Among Southern Baptist Congregations

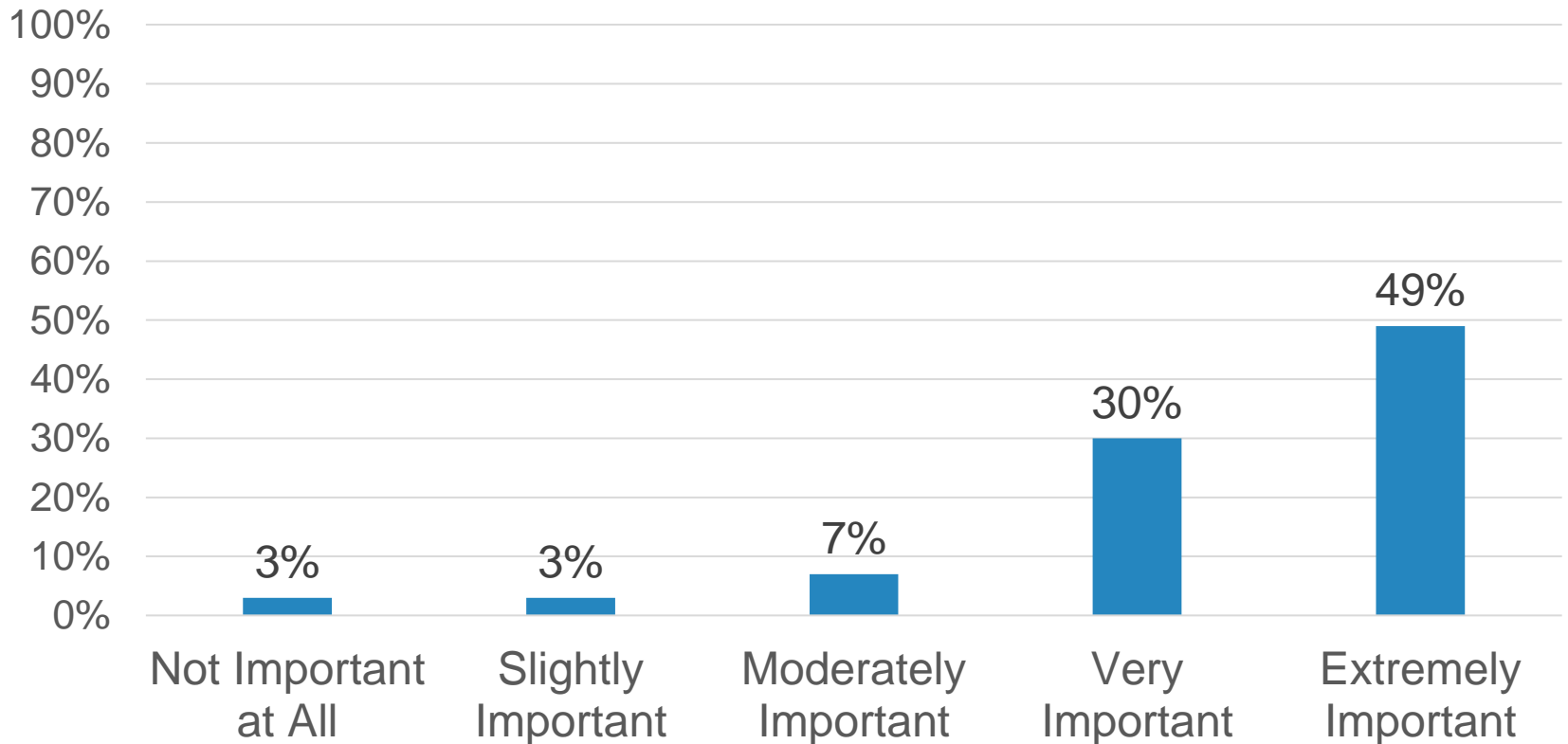


Don't Know 3%

Lifeway research

The Cooperative Program allocates contributions among state, national, and global ministries, missions, and entities appropriately

Among Southern Baptist Congregations

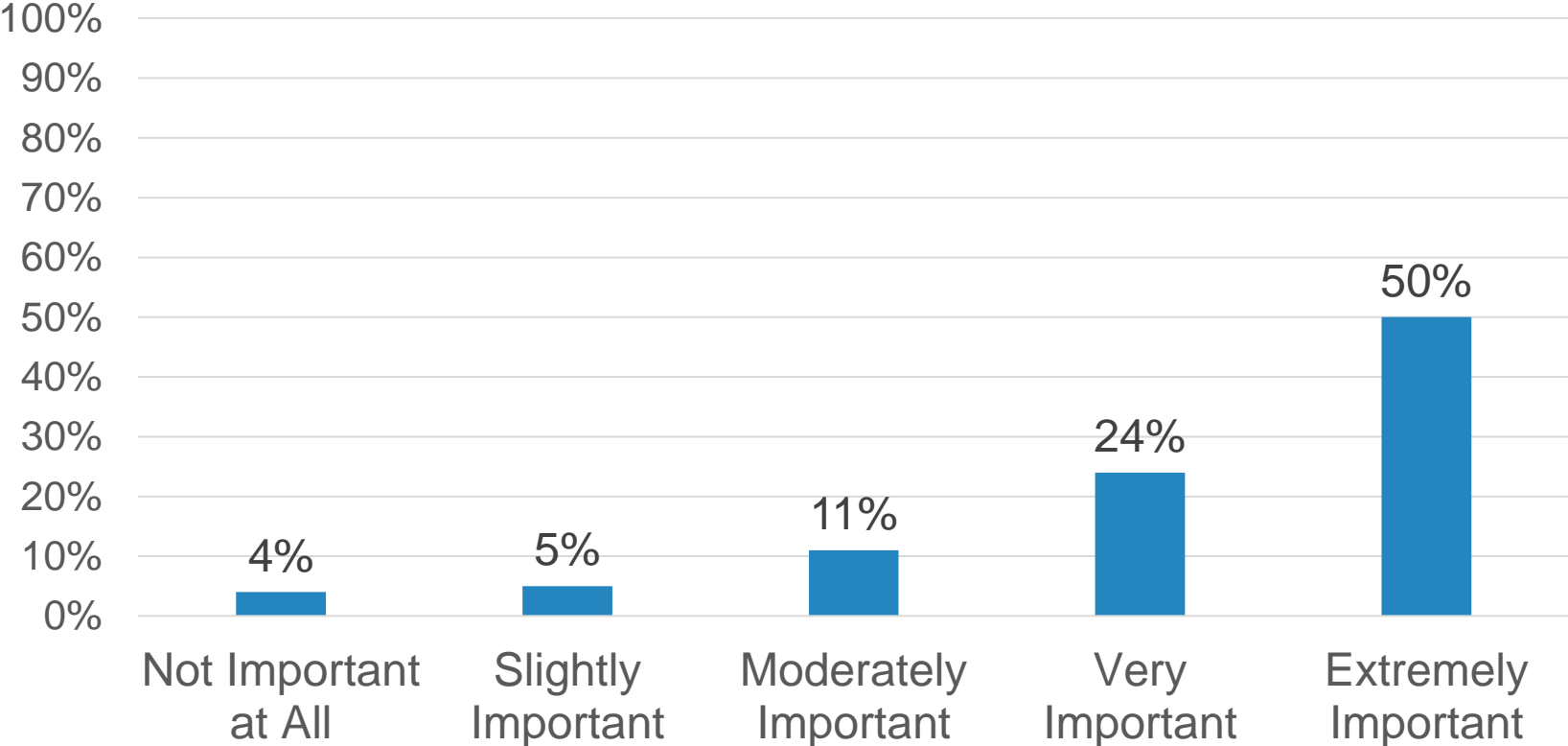


Don't Know 7%

Lifeway research

The Cooperative Program is the most effective and efficient way to support the spread of the gospel worldwide

Among Southern Baptist Congregations



Don't Know 6%

Lifeway research

Level of Importance of Benefits of the Cooperative Program

Among Southern Baptist Congregations

- All responses “**Extremely Important**” 17%
- All responses are either **Extremely Important**” or
• “**Very Important**” 40%
- All responses are either “**Not Important at All**” or
• “**Slightly Important**” 2%
- All responses are “**Not important at all**” 1%

Percentage of congregations giving each combination of **importance and current perception** of the Cooperative Program

Each of the following tables shows the percentage of people who expressed the combination of importance and agreement for different aspects of Cooperative Program. The color moves from red to green as the percentage increases.

The Cooperative Program supports SBC entities, ministries, and missions that my church values

Among Southern Baptist Congregations

CURRENTLY DESCRIBES

	Not Important at All/Slightly Important	Moderately Important	Very Important/Extremely Important	Don't Know
Disagree	4%	2%	10%	0%
Neither Agree nor Disagree	1%	1%	1%	0%
Agree	2%	7%	69%	1%
Don't Know	0%	0%	1%	1%

The table shows the percentage of congregations expressing each combination of importance and agreement.

Among those saying this benefit is very or extremely important, 86% agree it currently describes the Cooperative Program.

Lifeway research

Q2_1: "Please indicate your level of agreement with whether the following characteristics **currently** describe the Cooperative Program. (Select one response for each characteristic)"

Q3_1: "Please indicate how **important** the following benefits are to your church. (Select one answer for each item)"

The Cooperative Program supports state convention entities, ministries, and missions that my church values

Among Southern Baptist Congregations

CURRENTLY DESCRIBES

	Not Important at All/Slightly Important	Moderately Important	Very Important/Extremely Important	Don't Know
Disagree	5%	2%	10%	0%
Neither Agree nor Disagree	1%	2%	2%	1%
Agree	3%	8%	63%	0%
Don't Know	0%	0%	2%	1%

The table shows the percentage of congregations expressing each combination of importance and agreement.

Among those saying this benefit is very or extremely important, 83% agree it currently describes the Cooperative Program.

Lifewayresearch

Q2_2: "Please indicate your level of agreement with whether the following characteristics **currently describe the Cooperative Program**. (Select one response for each characteristic)" n=

Q3_2: "Please indicate how **important** the following benefits are to your church. (Select one answer for each item)"

The Cooperative Program protects churches from direct funding appeals by entities

Among Southern Baptist Congregations

CURRENTLY DESCRIBES

	Not Important at All/Slightly Important	Moderately Important	Very Important/ Extremely Important	Don't Know
Disagree	8%	4%	9%	1%
Neither Agree nor Disagree	5%	5%	4%	2%
Agree	4%	8%	35%	1%
Don't Know	1%	1%	3%	10%

The table shows the percentage of congregations expressing each combination of importance and agreement.

Among those saying this benefit is very or extremely important, 68% agree it currently describes the Cooperative Program.

Lifeway research

Q2_3: "Please indicate your level of agreement with whether the following characteristics **currently describe the Cooperative Program**. (Select one response for each characteristic)"

Q3_3: "Please indicate how **important** the following benefits are to your church. (Select one answer for each item)"

The Cooperative Program allows my church to support more missions endeavors efficiently than we could on our own

Among Southern Baptist Congregations

CURRENTLY DESCRIBES

	Not Important at All/Slightly Important	Moderately Important	Very Important/Extremely Important	Don't Know
Disagree	6%	2%	10%	0%
Neither Agree nor Disagree	2%	2%	2%	0%
Agree	2%	5%	66%	1%
Don't Know	0%	0%	1%	1%

The table shows the percentage of congregations expressing each combination of importance and agreement.

Among those saying this benefit is very or extremely important, 84% agree it currently describes the Cooperative Program.

Lifewayresearch

Q2_4: "Please indicate your level of agreement with whether the following characteristics **currently describe the Cooperative Program**. (Select one response for each characteristic)"

Q3_4: "Please indicate how **important** the following benefits are to your church. (Select one answer for each item)"

The Cooperative Program allocates contributions among state, national, and global ministries, missions, and entities appropriately

Among Southern Baptist Congregations

CURRENTLY DESCRIBES

	Not Important at All/Slightly Important	Moderately Important	Very Important/ Extremely Important	Don't Know
Disagree	4%	2%	17%	1%
Neither Agree nor Disagree	1%	2%	5%	1%
Agree	1%	3%	53%	1%
Don't Know	1%	1%	4%	4%

The table shows the percentage of congregations expressing each combination of importance and agreement.

Among those saying this benefit is very or extremely important, 67% agree it currently describes the Cooperative Program.

Lifeway research

Q2_5: "Please indicate your level of agreement with whether the following characteristics **currently describe the Cooperative Program**. (Select one response for each characteristic)"

Q3_5: "Please indicate how **important** the following benefits are to your church. (Select one answer for each item)"

The Cooperative Program is the most effective and efficient way to support the spread of the gospel worldwide

Among Southern Baptist Congregations

CURRENTLY DESCRIBES

	Not Important at All/Slightly Important	Moderately Important	Very Important/Extremely Important	Don't Know
Disagree	6%	3%	10%	1%
Neither Agree nor Disagree	2%	4%	3%	1%
Agree	1%	4%	60%	1%
Don't Know	0%	0%	1%	2%

The table shows the percentage of congregations expressing each combination of importance and agreement.

Among those saying this benefit is very or extremely important, 81% agree it currently describes the Cooperative Program.

Lifeway research

Q2_6: "Please indicate your level of agreement with whether the following characteristics **currently describe the Cooperative Program**. (Select one response for each characteristic)"

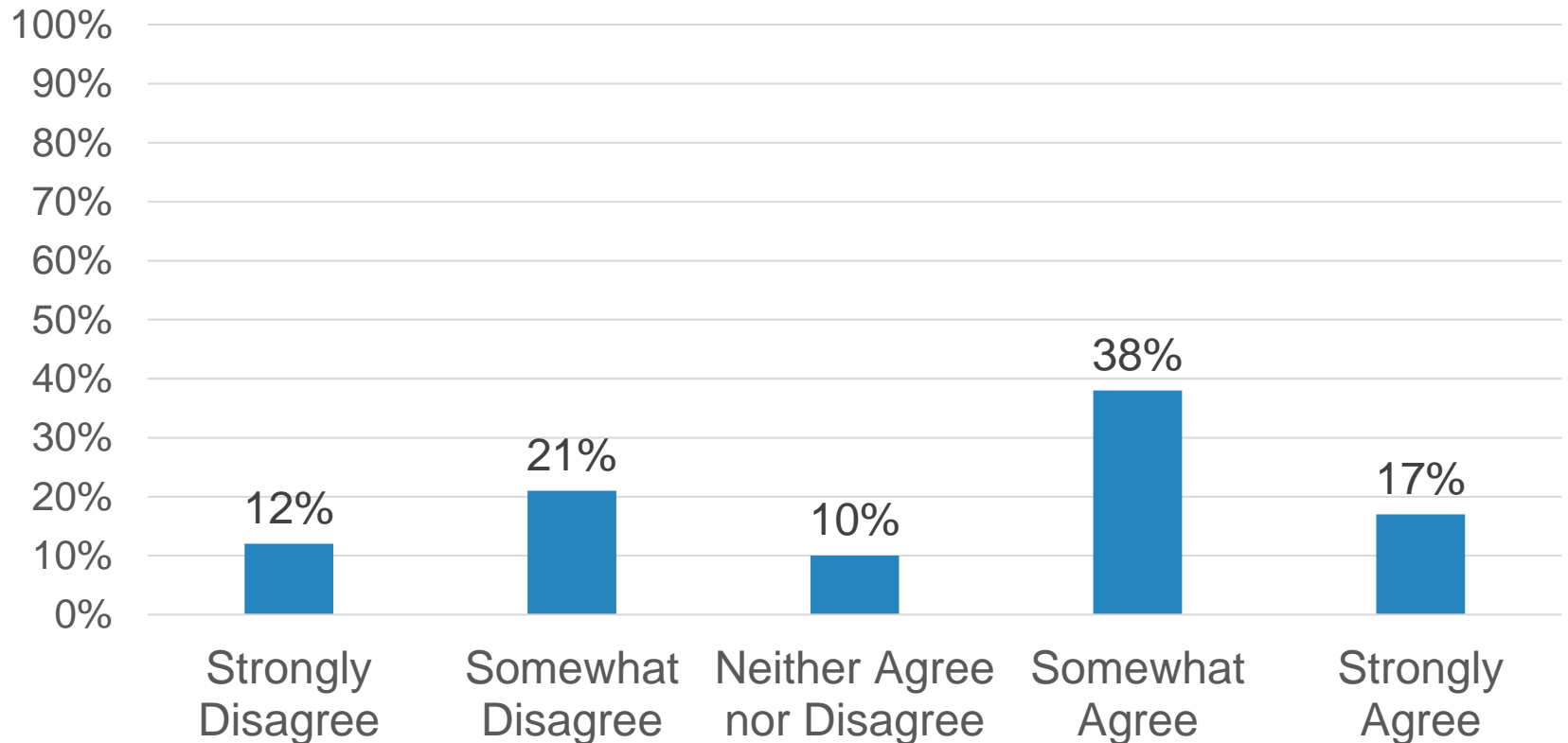
Q3_6: "Please indicate how **important** the following benefits are to your church. (Select one answer for each item)"

Summary of the **importance and current description** of benefits of the Cooperative Program by congregations

- 69% believe supporting SBC entities, ministries, and missions their church values is **both** very/extremely important and agree it currently describes the CP
- 63% believe supporting state convention entities, ministries, and missions their church values is **both** very/extremely important and agree it currently describes the CP
- 35% believe protecting churches from direct funding appeals by entities is **both** very/extremely important and agree it currently describes the CP
- 66% believe allowing their church to support more missions endeavors efficiently than they could on their own is **both** very/extremely important and agree it currently describes the CP
- 53% believe allocating contributions among state, national, and global ministries, missions, and entities appropriately is **both** very/extremely important and agree it currently describes the CP
- 60% believe that being the most effective and efficient way to support the spread of the gospel worldwide is **both** very/extremely important and agree it currently describes the CP

Our church is pleased with the direction of the SBC

Among Southern Baptist Congregations



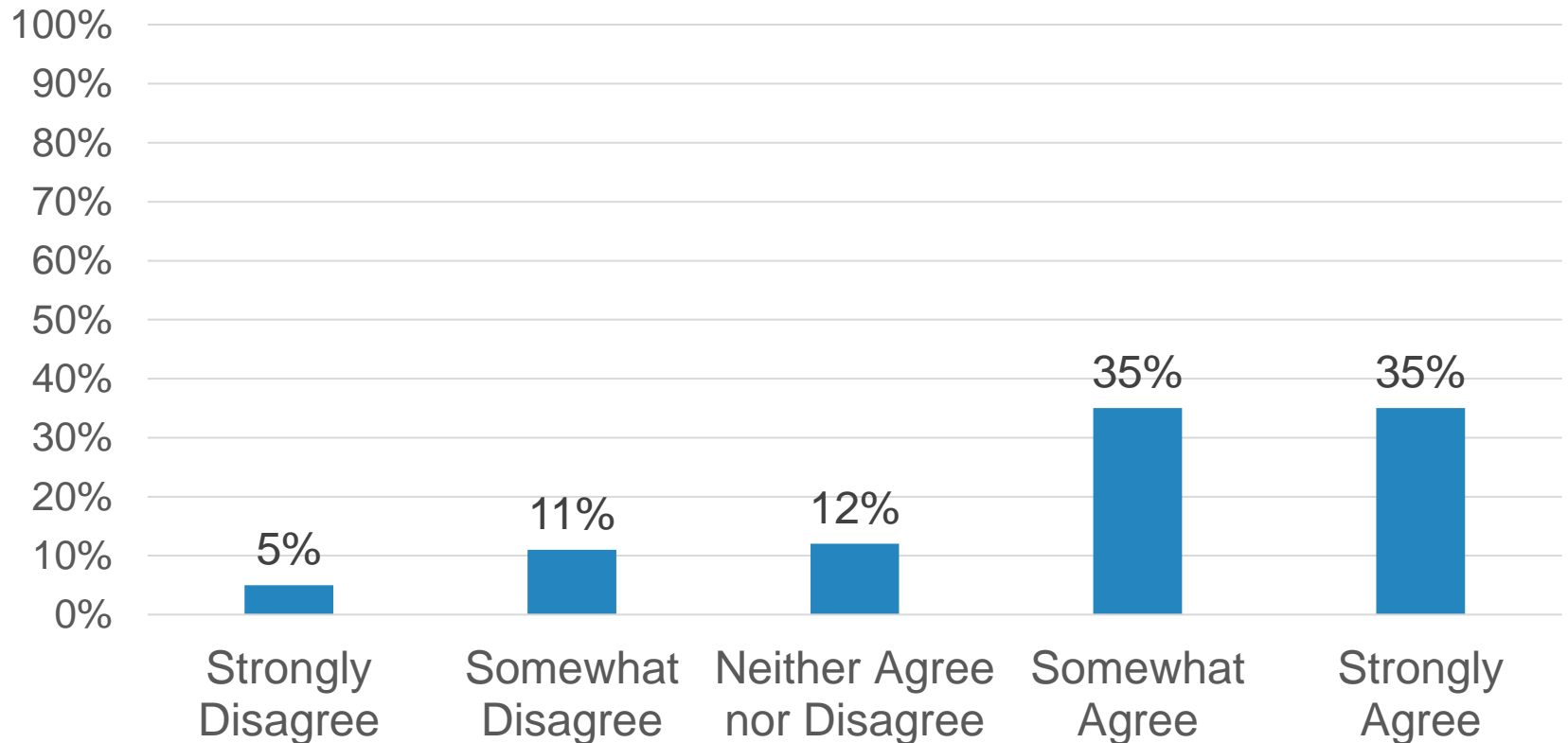
Don't Know 2%

Lifewayresearch

Q4_1: "Please indicate your level of agreement with each statement. (Select one answer for each statement)" n=4,194

Our church's satisfaction with the Cooperative Program depends on our satisfaction with the overall direction of the SBC

Among Southern Baptist Congregations



Don't Know 2%

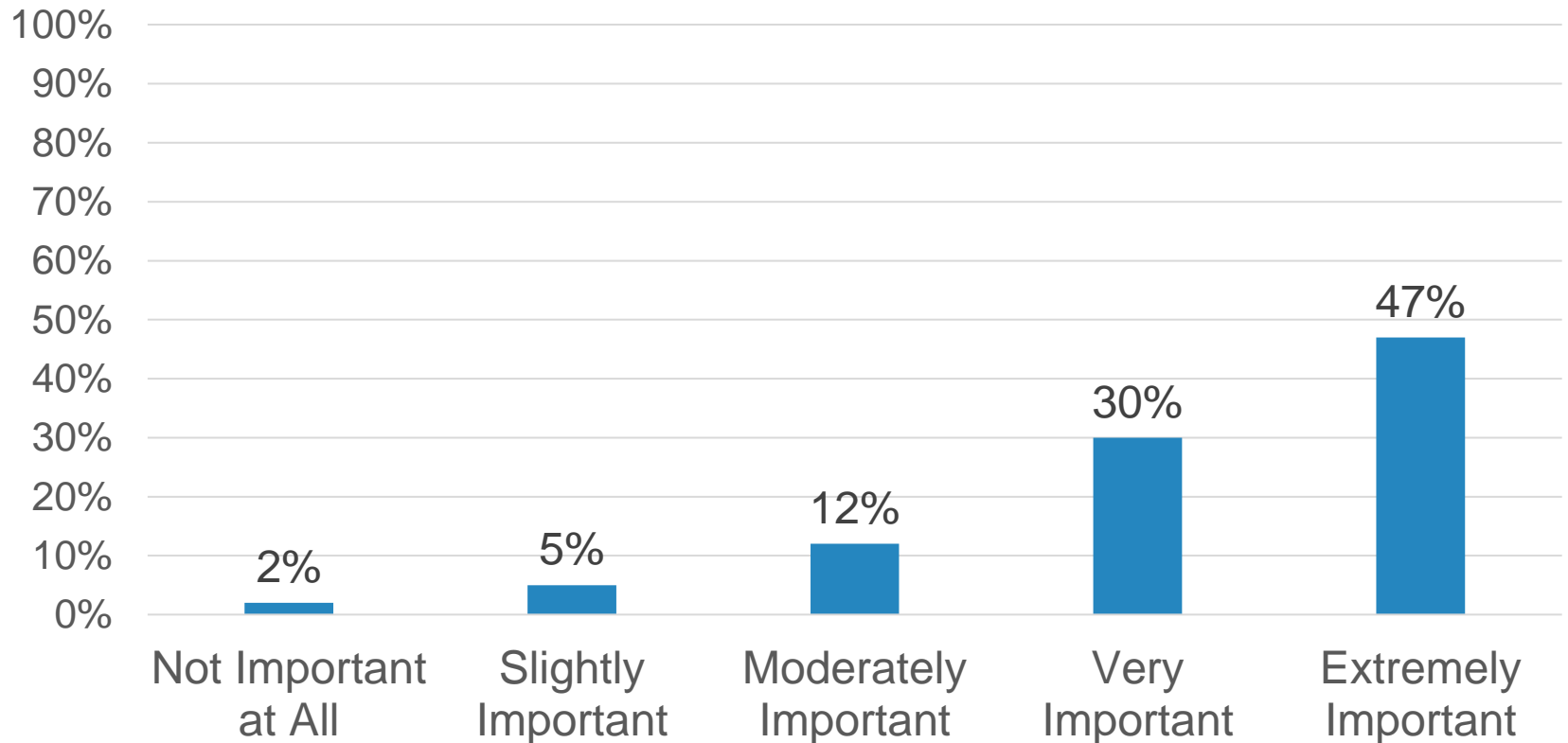
Lifewayresearch

Q4_2: "Please indicate your level of agreement with each statement. (Select one answer for each statement)" n=4,194

**How important the following
objectives of the Cooperative
Program are to your church**

The Cooperative Program supports missions and ministries in my state convention

Among Southern Baptist Congregations

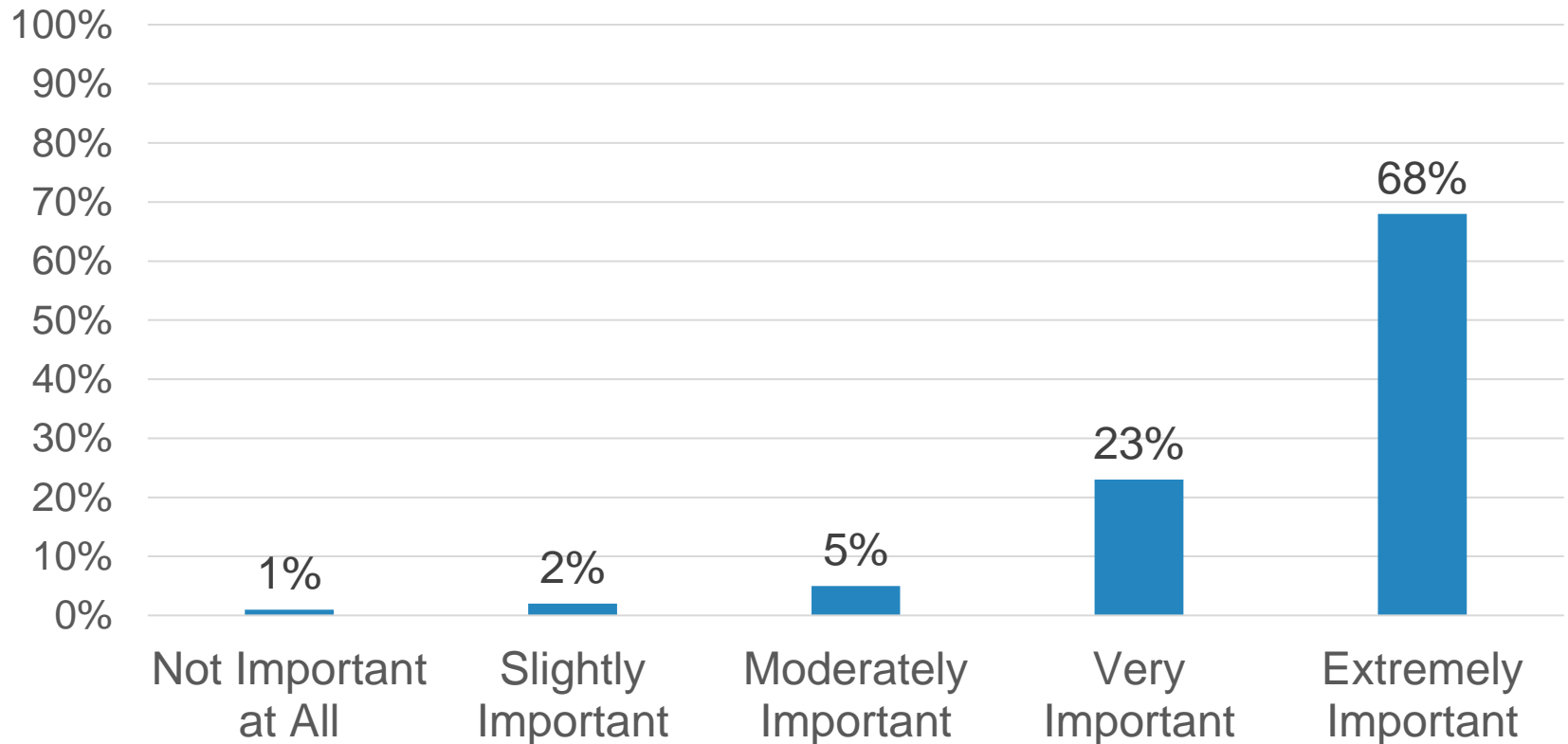


Don't Know 3%

Lifeway research

The Cooperative Program sends and supports missionaries in North America and around the world

Among Southern Baptist Congregations

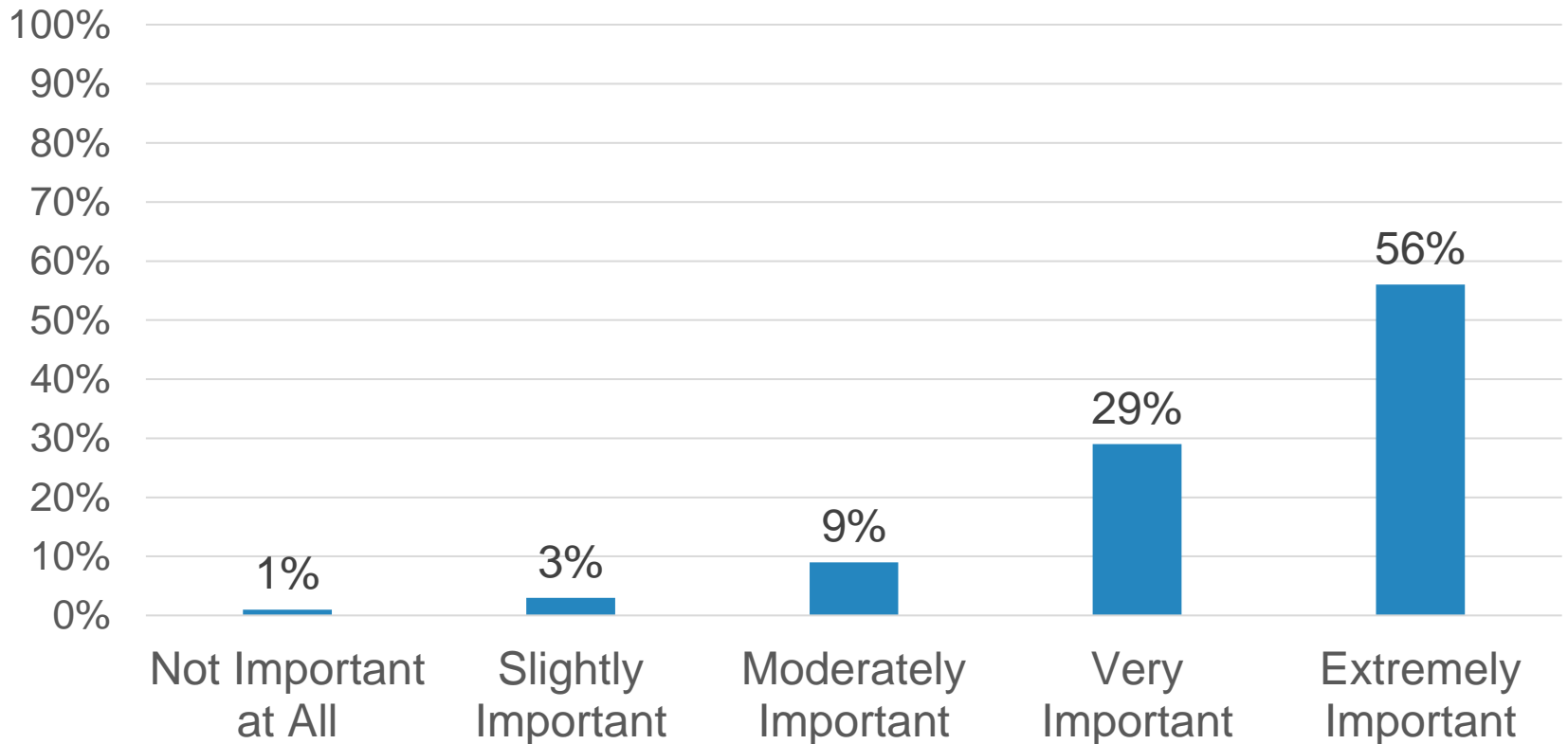


Don't Know 2%

Lifeway research

The Cooperative Program educates and equips pastors, missionaries, and other ministry leaders

Among Southern Baptist Congregations

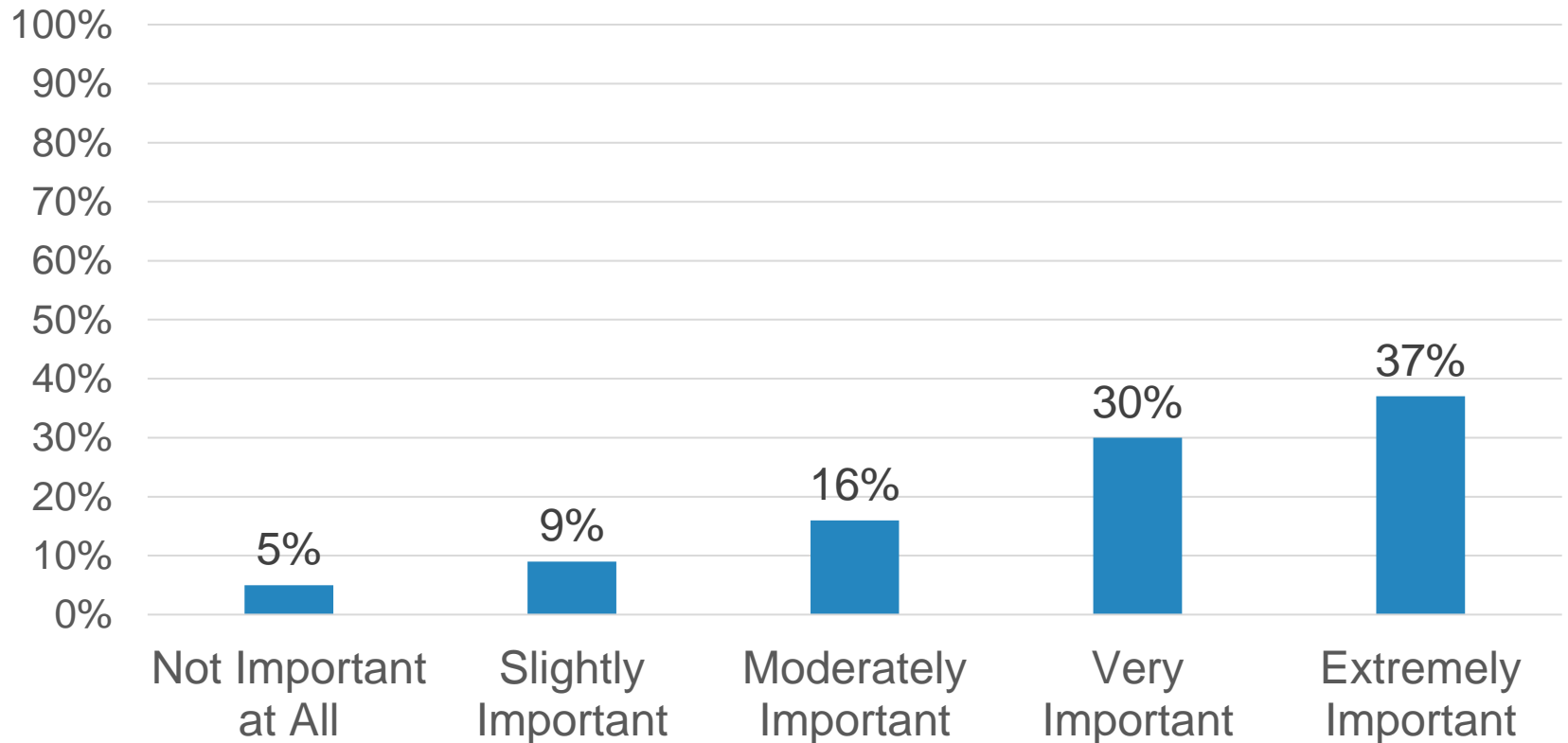


Don't Know 2%

Lifeway research

The Cooperative Program provides resources to address the social, moral, and ethical concerns of our faith and families

Among Southern Baptist Congregations

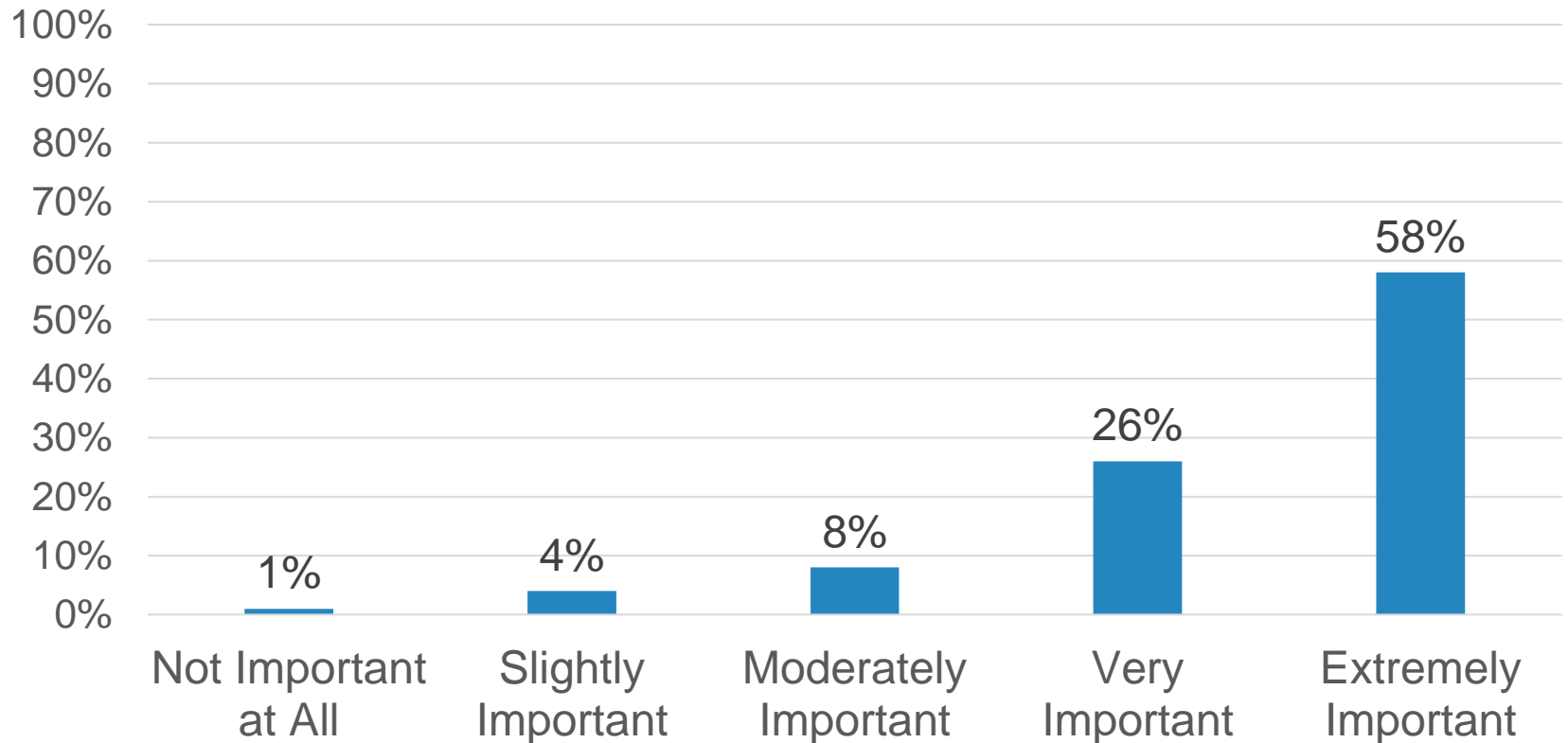


Don't Know 3%

Lifeway research

The Cooperative Program provides resources to plant churches in North America and around the world

Among Southern Baptist Congregations



Don't Know 2%

Lifeway research

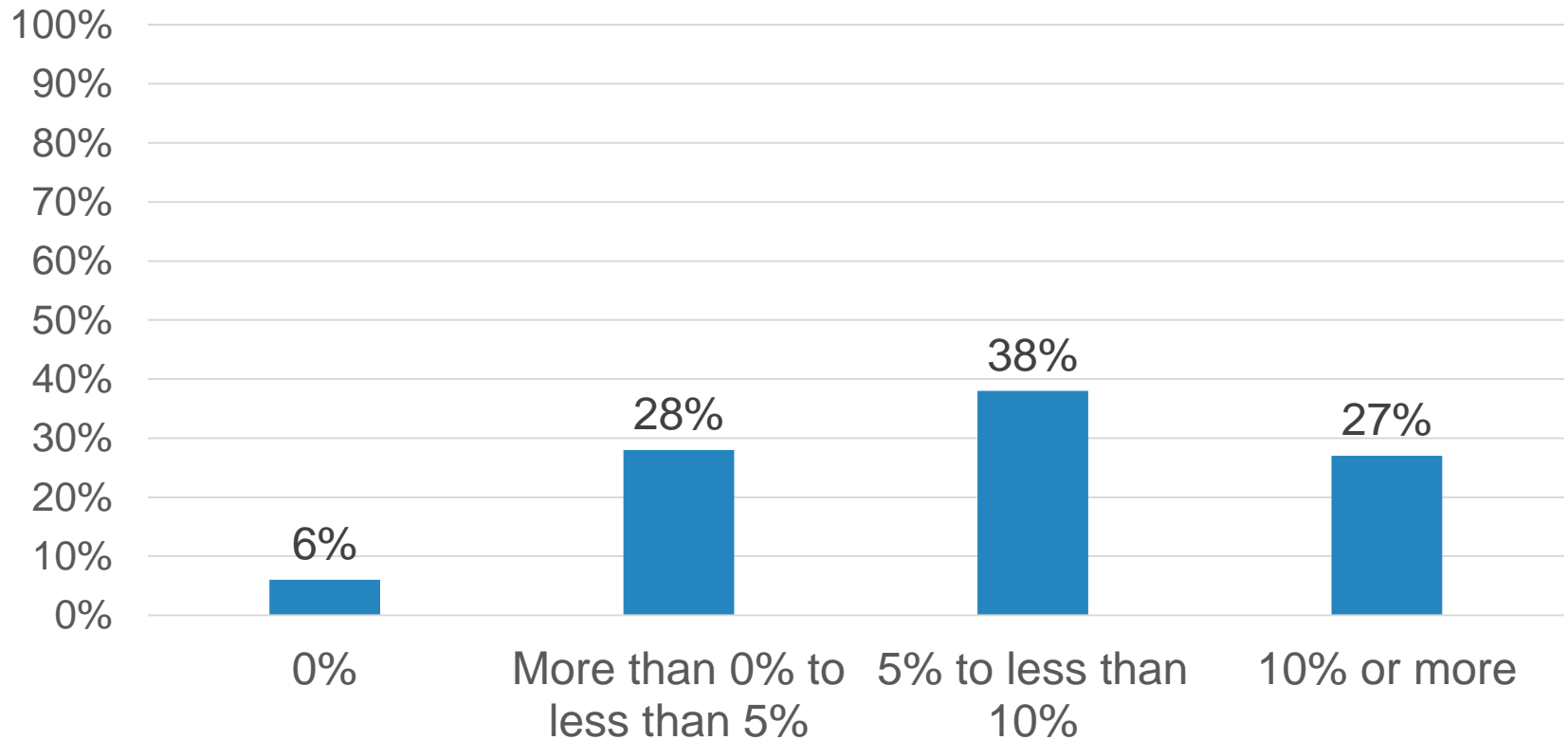
Level of Importance of Objectives of the Cooperative Program

Among Southern Baptist Congregations

- All responses “**Extremely Important**” 24%
- All responses are either **Extremely Important**” or “**Very Important**” 55%
- All responses are either “**Not Important at All**” or “**Slightly Important**” 1%
- All responses are “**Not important at all**” 0%

66% of participating congregations say they gives 5% or more of their church budget through the Cooperative Program

Among Southern Baptist Congregations

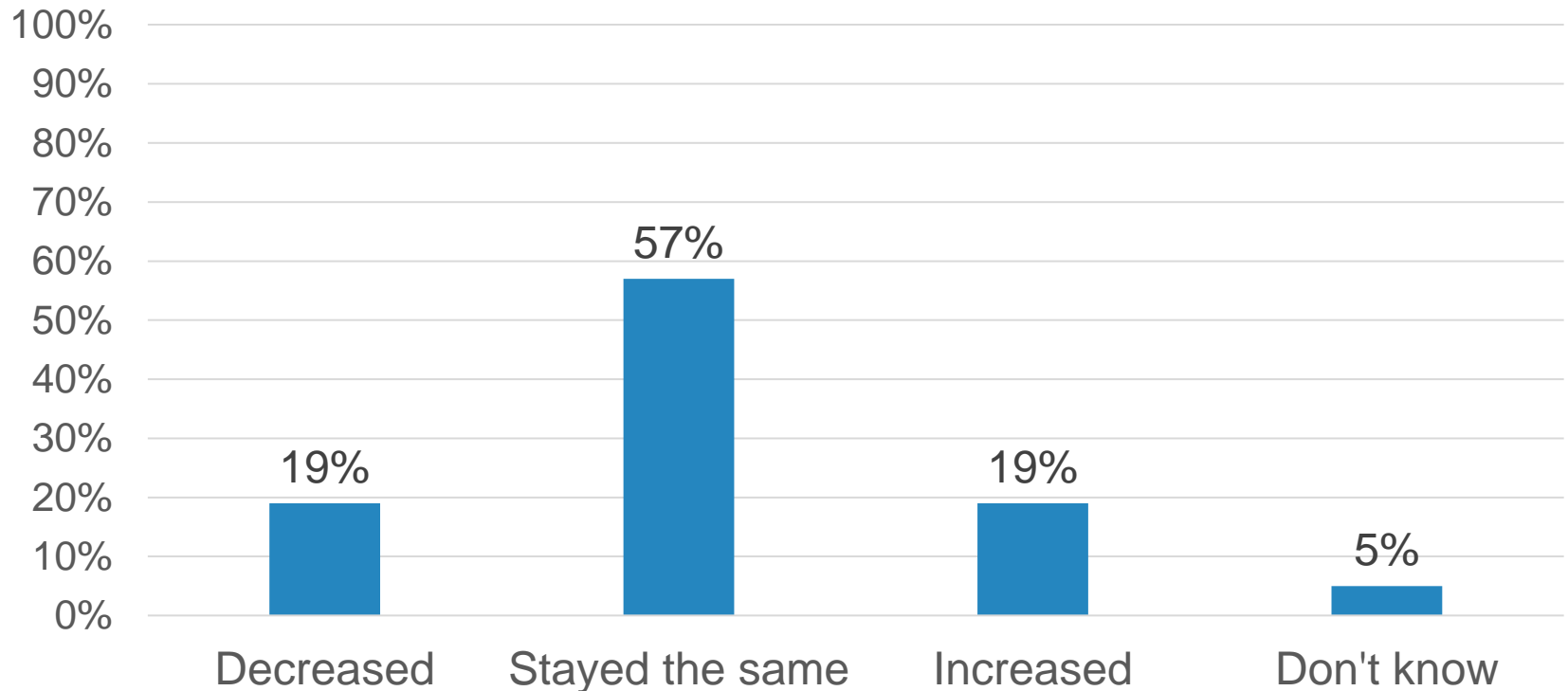


Lifeway research

Q6: "To the extent of your knowledge, indicate what percentage of your church's budget is given through the Cooperative Program. (Enter each as a percentage. For example, 8.5% would be entered as "8.5" Enter "0" if none is given.)" n=4,015

76% say that their church's budget percentage given through the Cooperative Program increased or stayed the same over the last 5 years

Among Southern Baptist Congregations

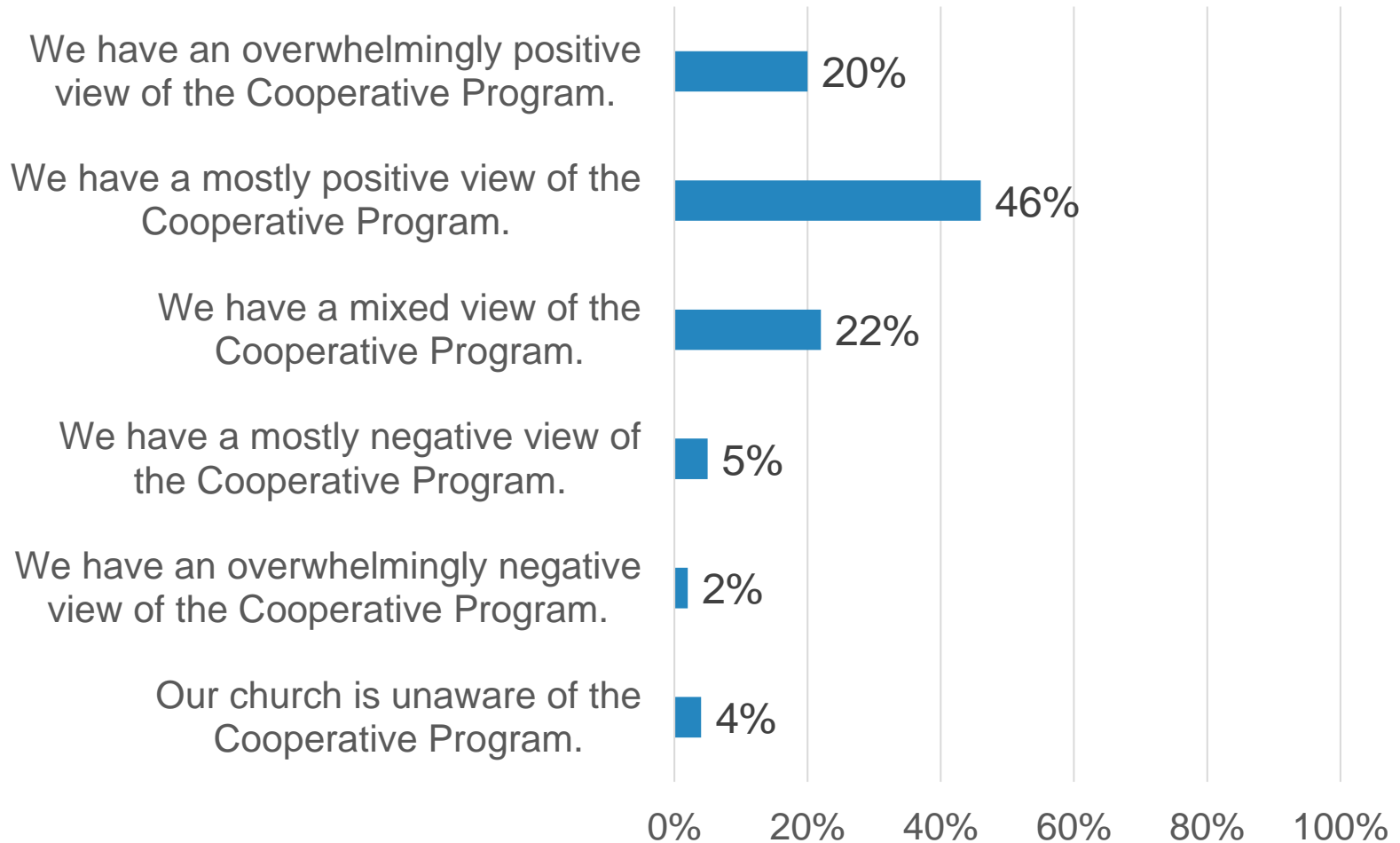


Lifeway research

Q7: "To the extent of your knowledge, has your church's budget percentage given through the Cooperative Program Decreased, Stayed the same, or Increased over the last 5 years?" n=4,194

67% have a positive view of the Cooperative Program

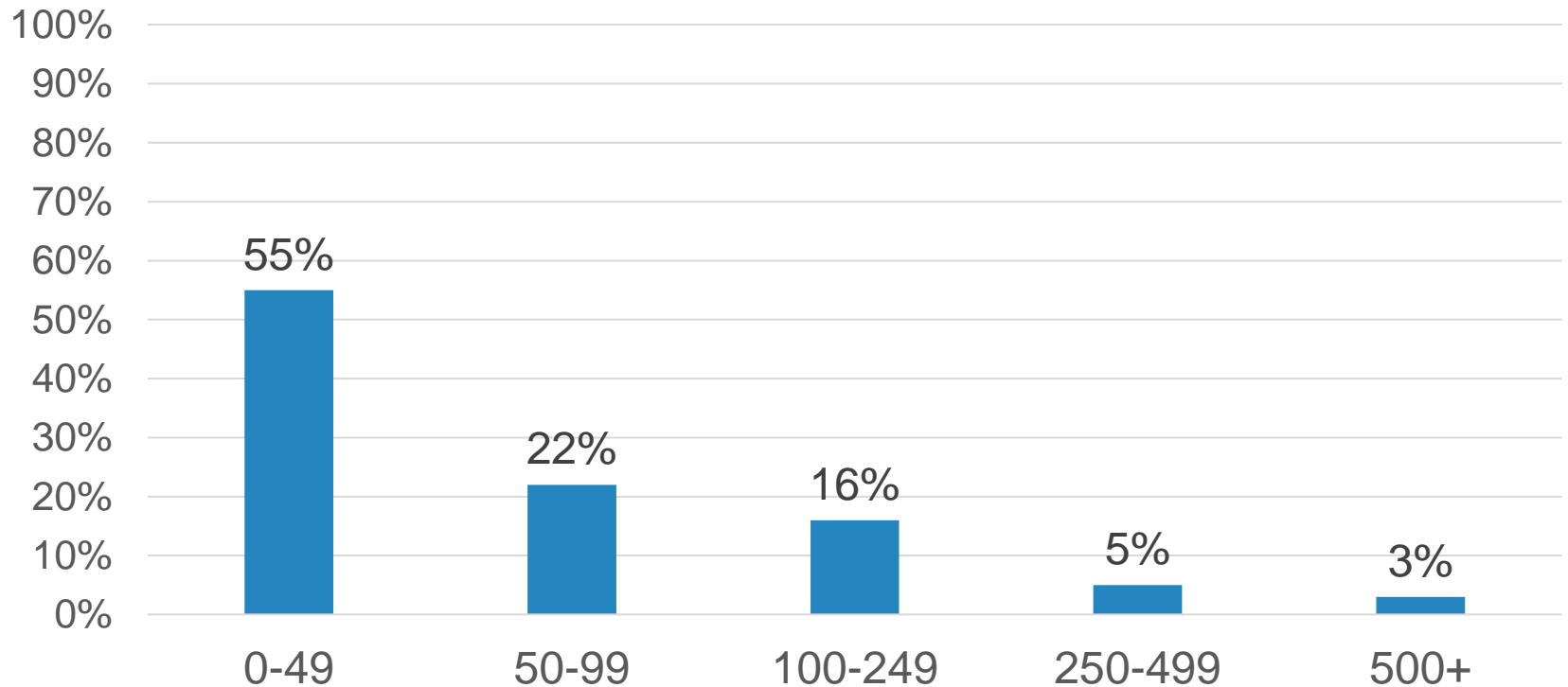
Among Southern Baptist Congregations



Lifewayresearch

Average Attendance at Weekly Worship Services

Among Participating Southern Baptist Congregations

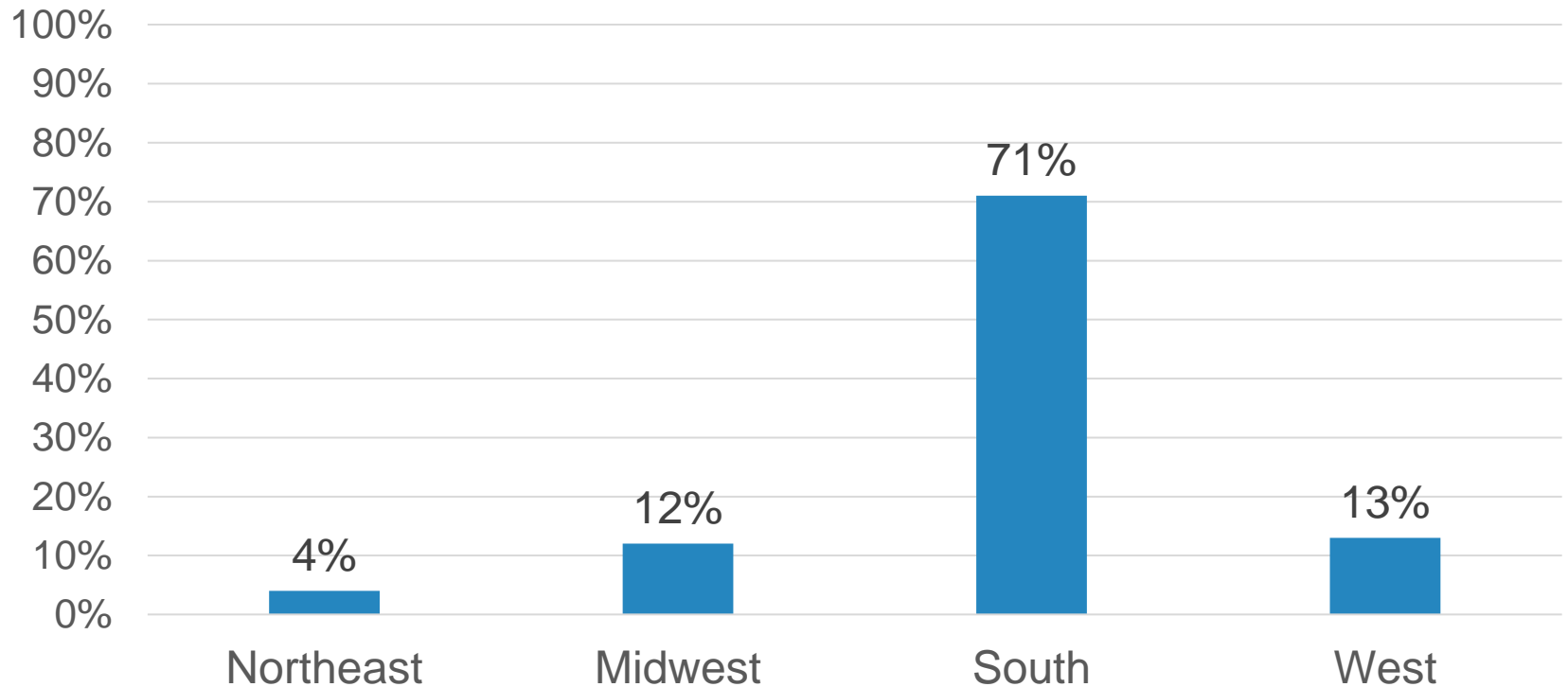


Lifewayresearch

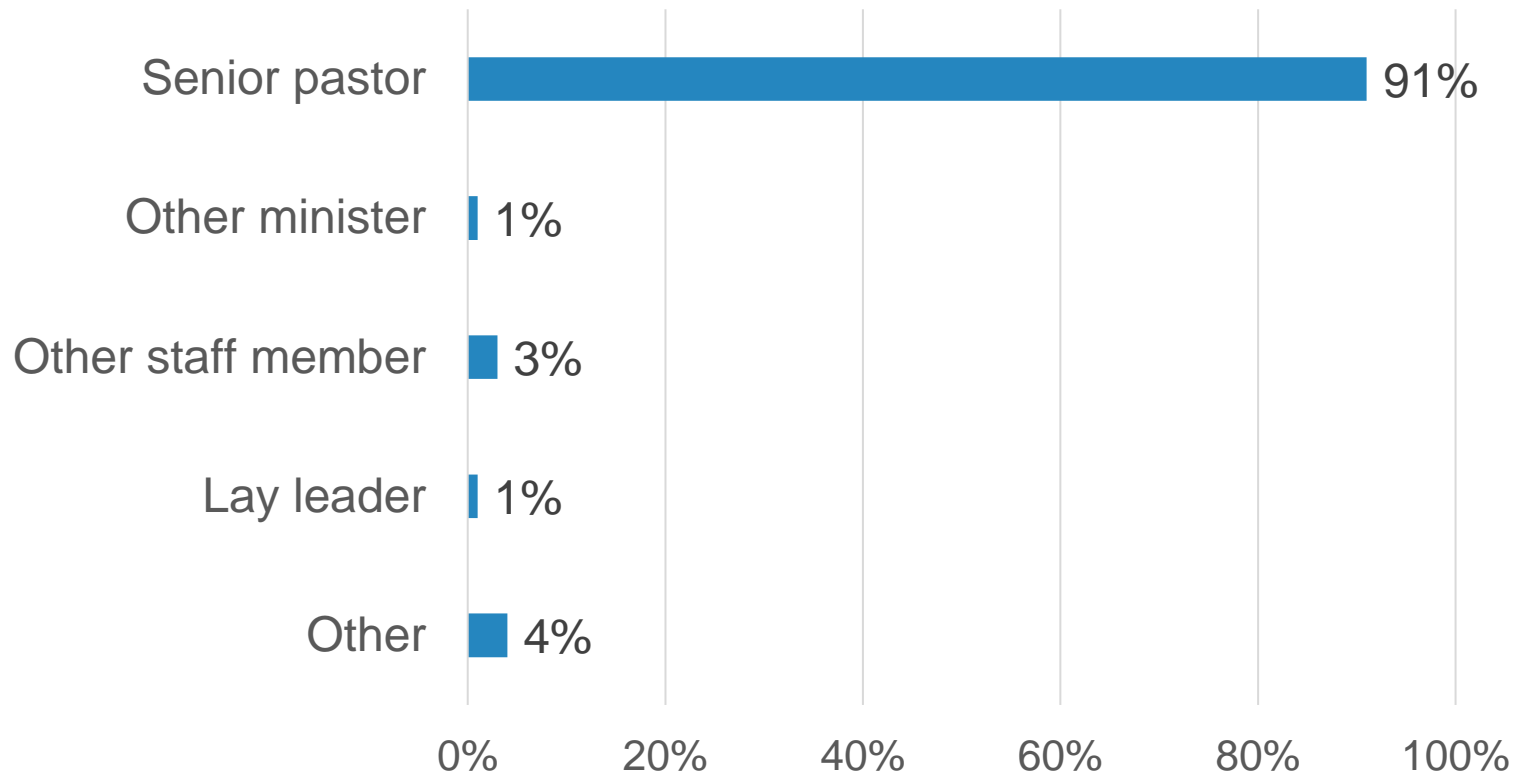
Q11: "What is the average number of people attending in person the weekly (primary) worship service(s) of your church (including all ages from babies to adults but not counting anyone twice)? If this average is not known, please provide your best estimate." n=4,194

Region where congregation is located

Among Participating Southern Baptist Congregations



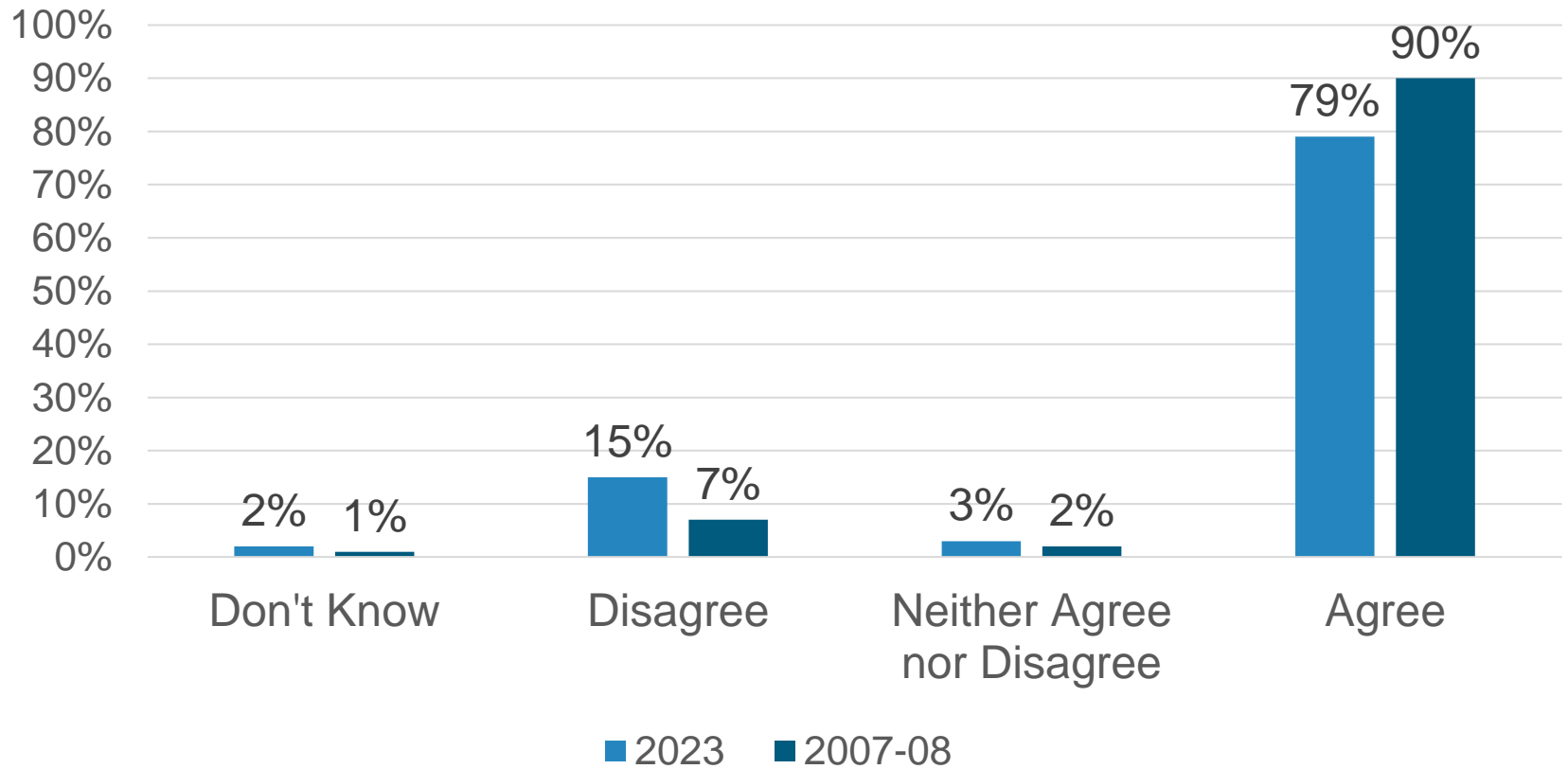
Respondents' role within their church



Senior pastor **current descriptions** of the Cooperative Program Comparison 2023 v. 2007-08

Fewer pastors agree the Cooperative Program supports SBC entities, ministries, and missions that their church values

Among Southern Baptist Senior Pastors

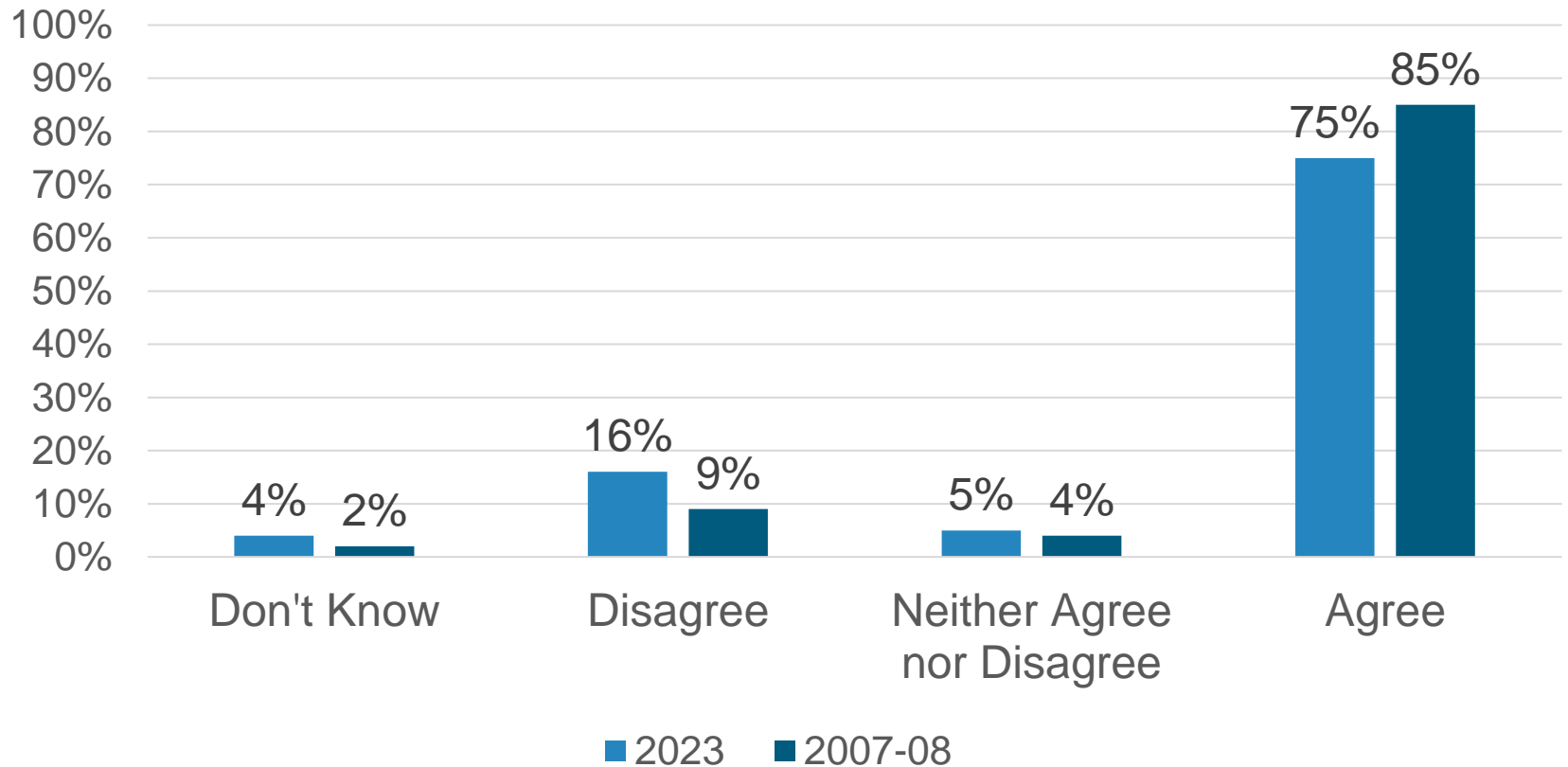


Lifeway research

Q2_1: "Please indicate your level of agreement with whether the following characteristics **currently** describe the Cooperative Program. (Select one response for each characteristic)" n=3,880 v. 3,500 in 2007-08

Fewer pastors agree the Cooperative Program supports state convention entities, ministries, and missions their church values

Among Southern Baptist Senior Pastors

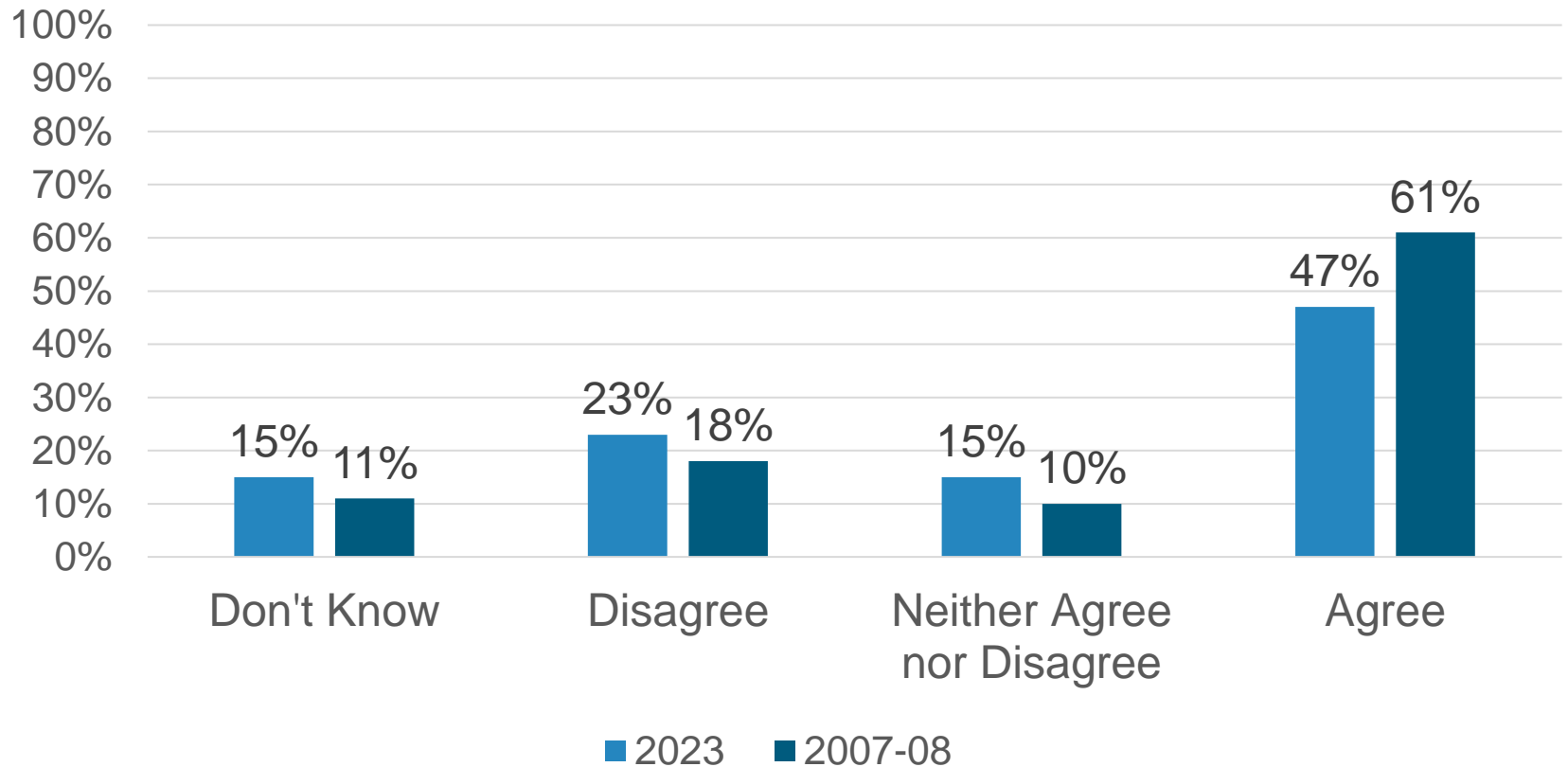


Lifeway research

Q2_2: "Please indicate your level of agreement with whether the following characteristics **currently** describe the Cooperative Program. (Select one response for each characteristic)" n=3,880 v. 3,500 in 2007-08

The majority of pastors no longer agree the Cooperative Program protects churches from direct funding appeals by entities

Among Southern Baptist Senior Pastors

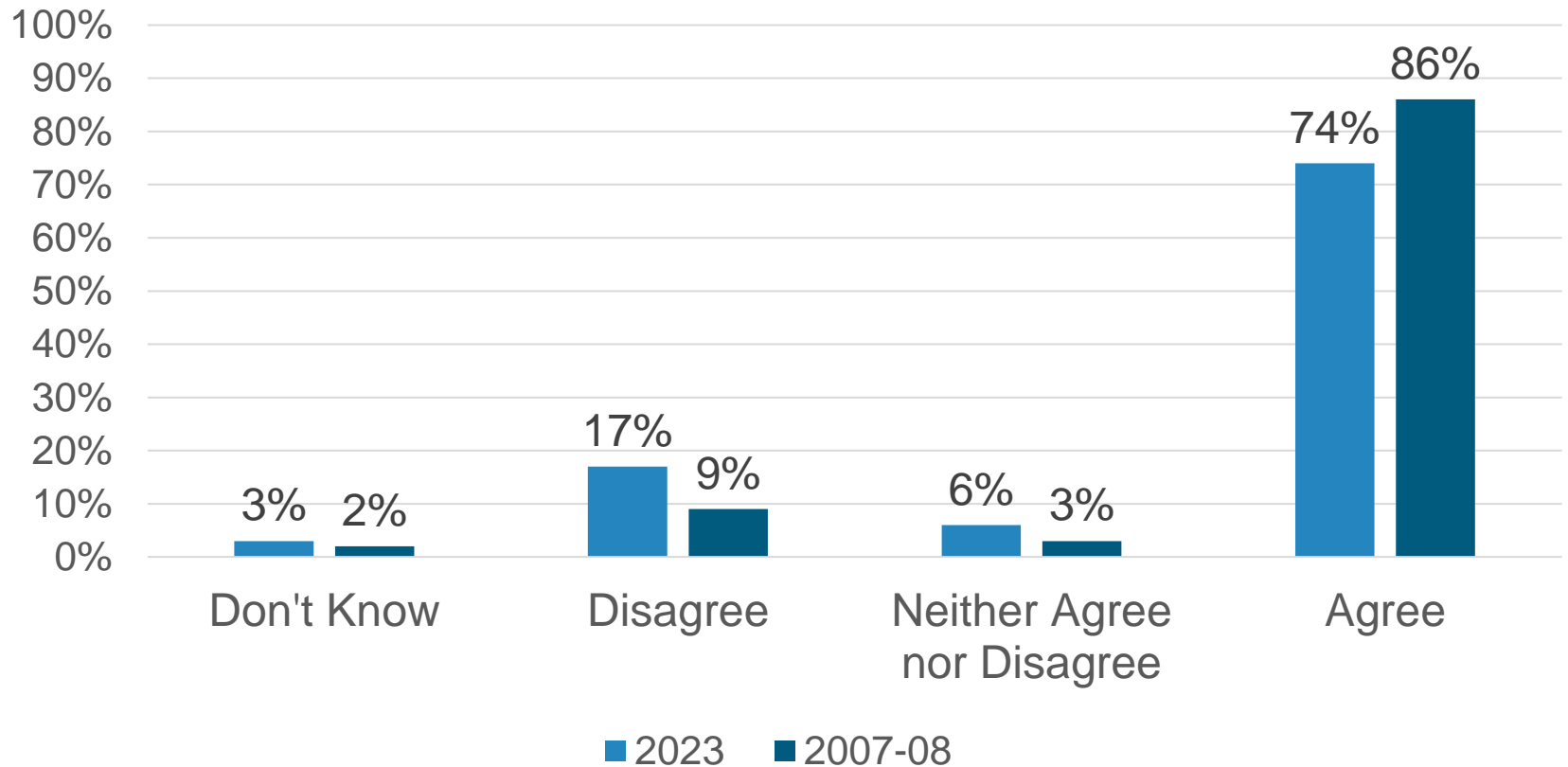


Lifeway research

Q2_3: "Please indicate your level of agreement with whether the following characteristics **currently** describe the Cooperative Program. (Select one response for each characteristic)" n=3,880 v. 3,500 in 2007-08

Fewer pastors agree CP allows their church to support more missions endeavors efficiently than they could on their own

Among Southern Baptist Senior Pastors

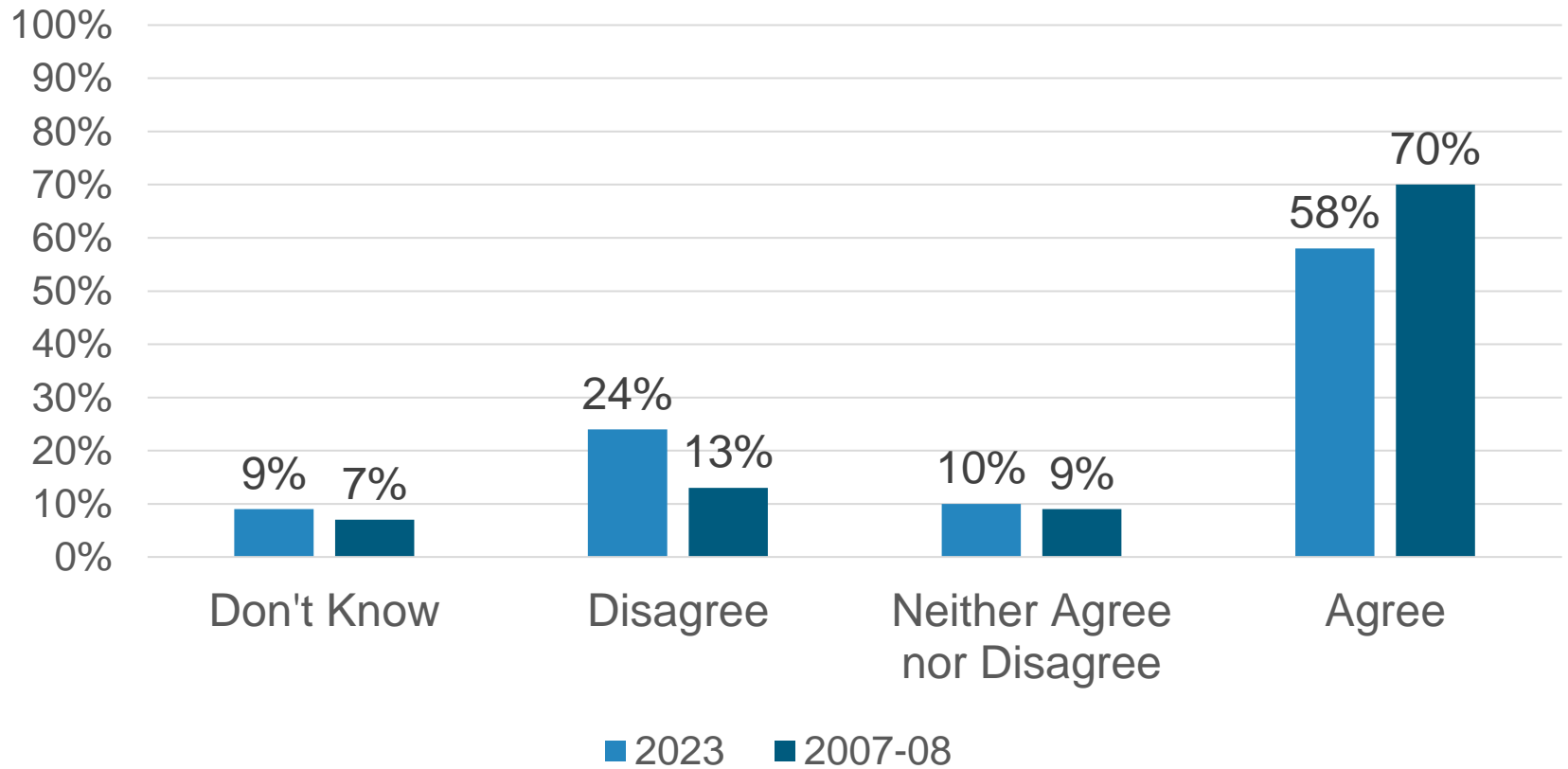


Lifeway research

Q2_4: "Please indicate your level of agreement with whether the following characteristics **currently** describe the Cooperative Program. (Select one response for each characteristic)" n=3,880 v. 3,500 in 2007-08

Fewer pastors agree the Cooperative Program allocates contributions among state, national, and global ministries, missions, and entities appropriately

Among Southern Baptist Senior Pastors

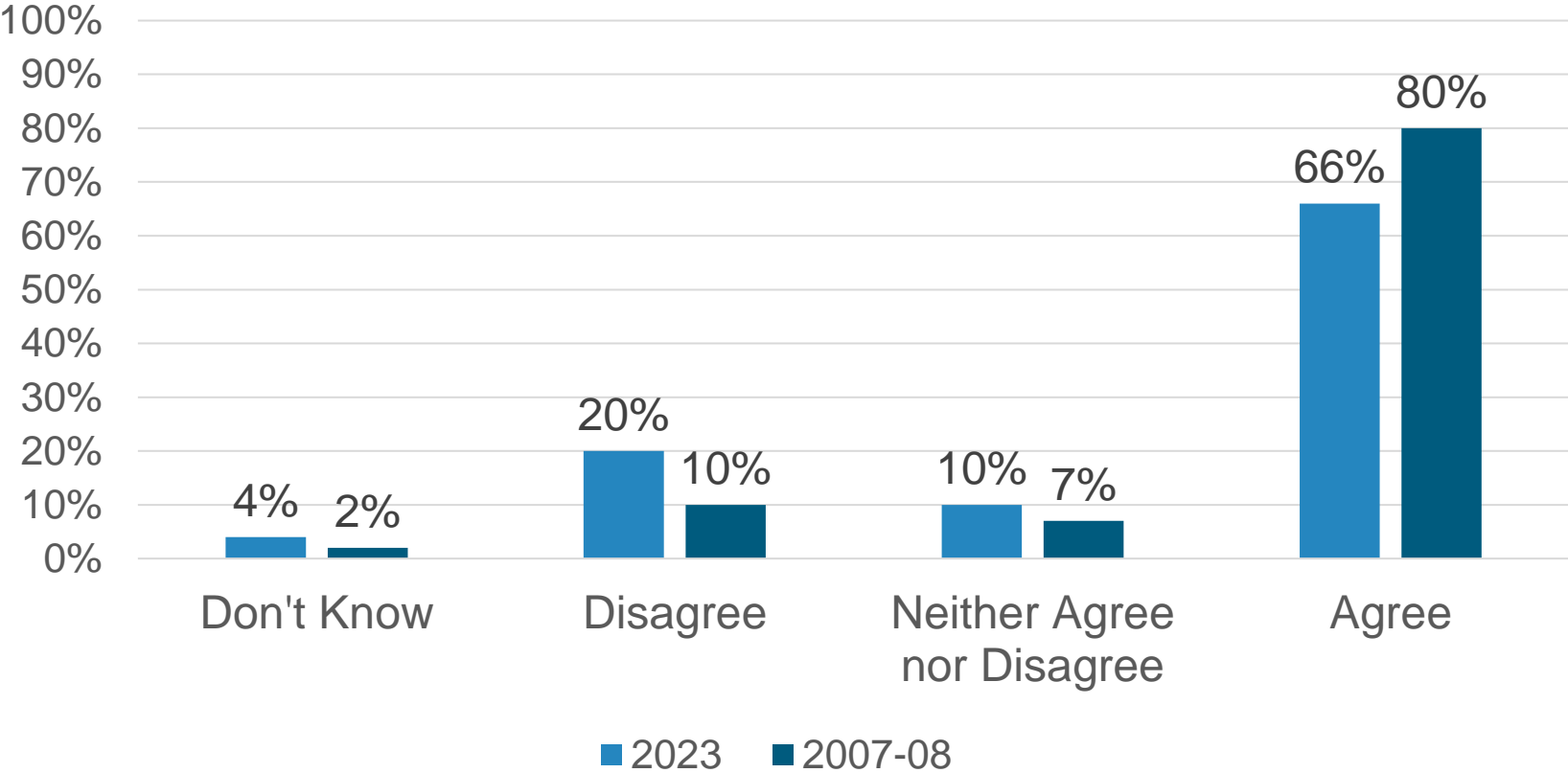


Lifeway research

Q2_5: "Please indicate your level of agreement with whether the following characteristics **currently** describe the Cooperative Program. (Select one response for each characteristic)" n=3,880 v. 3,500 in 2007-08

Fewer pastors agree the CP is the most effective and efficient way to support the spread of the gospel worldwide

Among Southern Baptist Senior Pastors



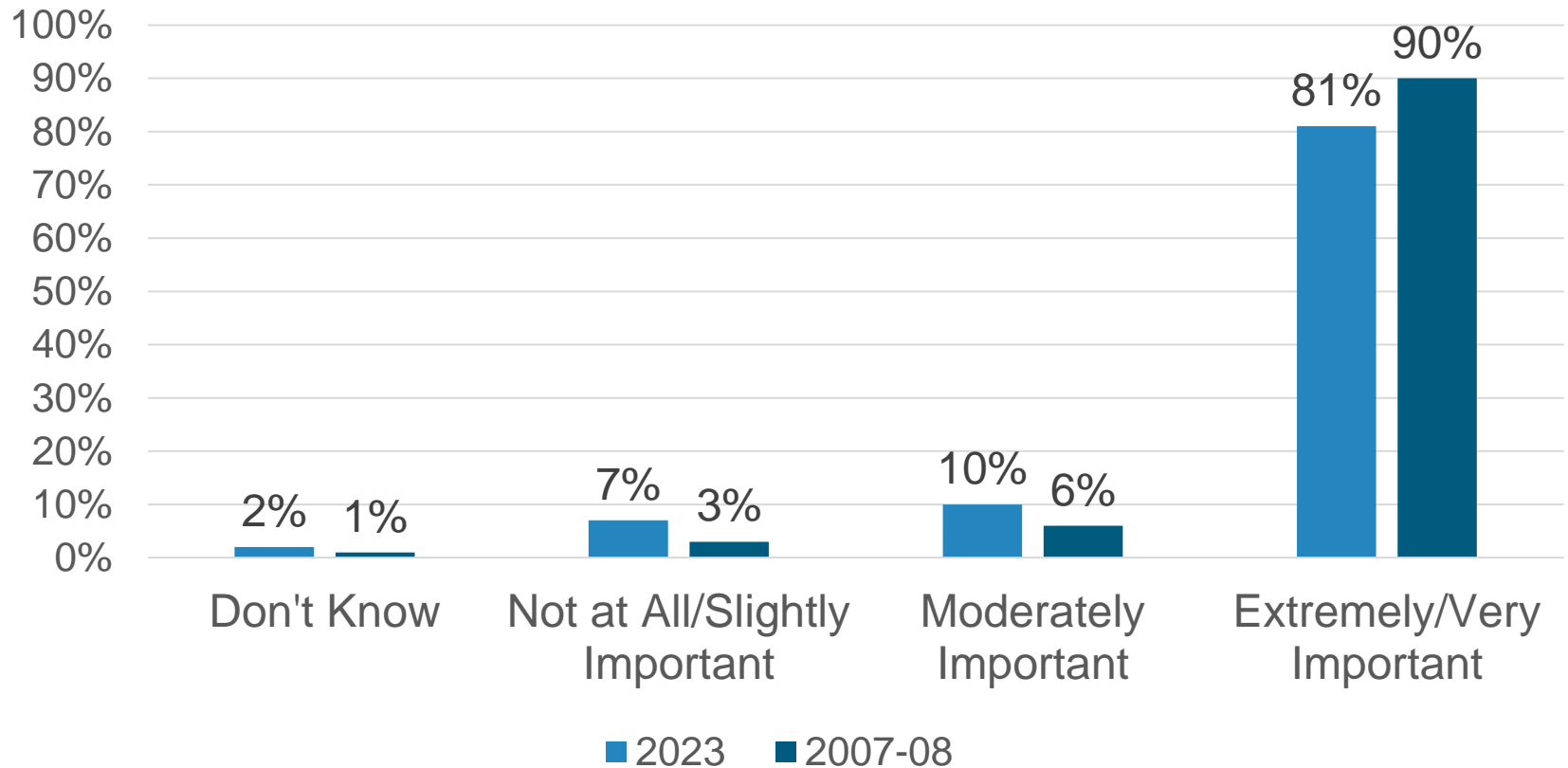
Lifeway research

Q2_6: "Please indicate your level of agreement with whether the following characteristics **currently** describe the Cooperative Program. (Select one response for each characteristic)" n=3,880 v. 3,500 in 2007-08

Senior pastor importance of Cooperative Program **benefits** Comparison 2023 v. 2007-08

Fewer pastors give the highest importance to the CP supporting SBC entities, ministries, and missions that their church values

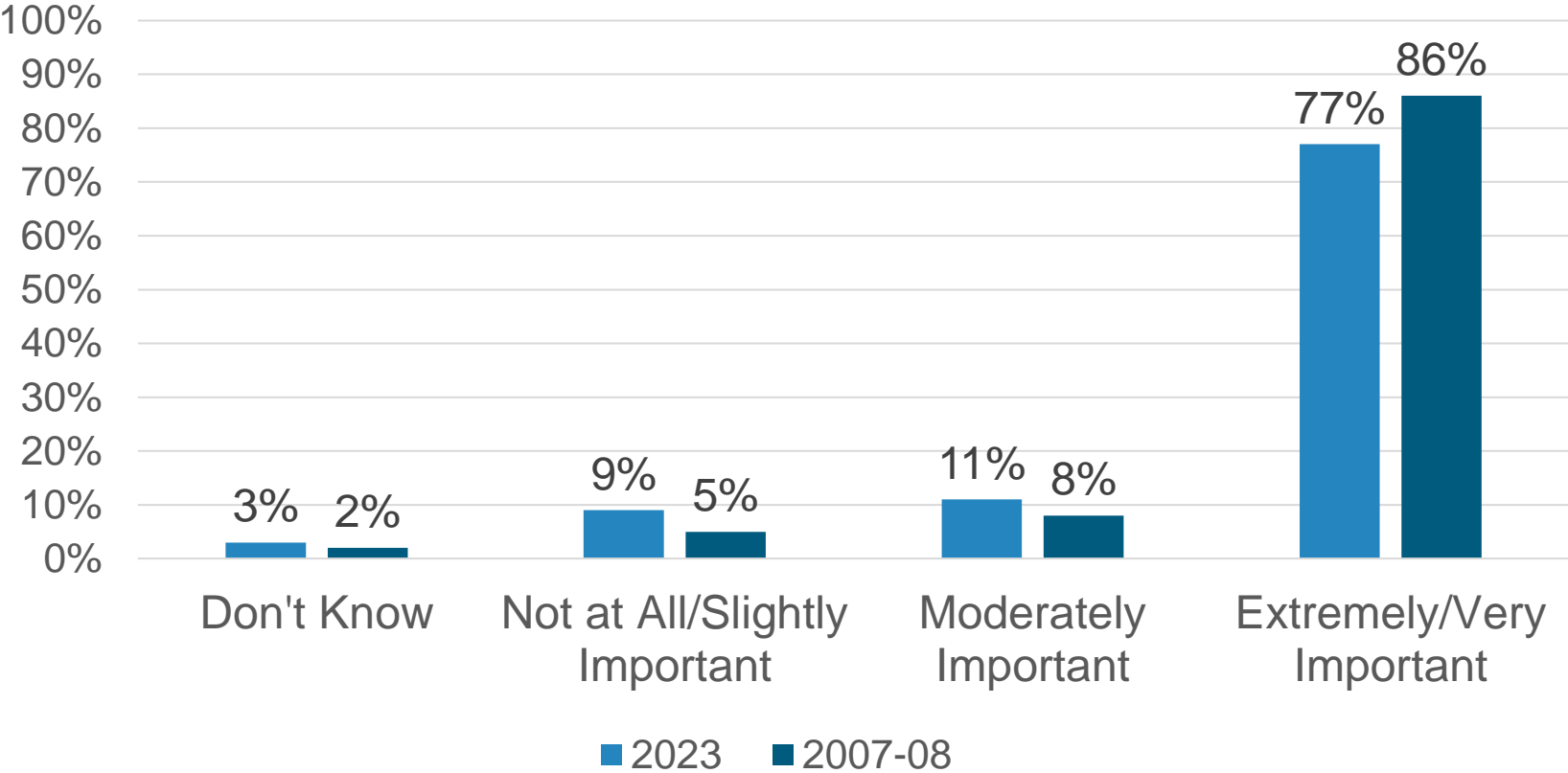
Among Southern Baptist Senior Pastors



Lifeway research

Fewer pastors give the highest importance to the CP supporting state convention entities, ministries, and missions their church values

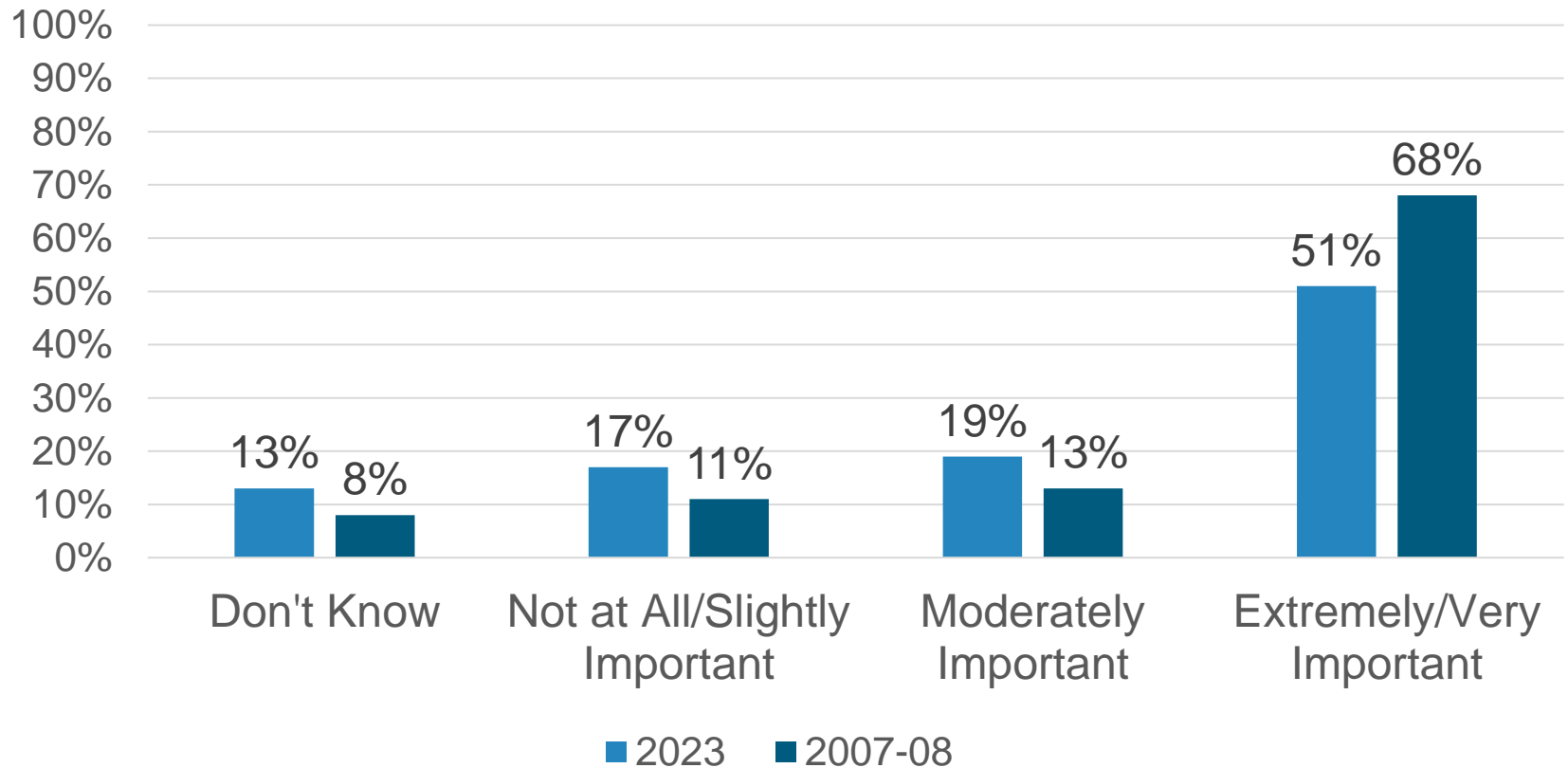
Among Southern Baptist Senior Pastors



Lifeway research

Fewer pastors give the highest importance to the CP protecting churches from direct funding appeals by entities

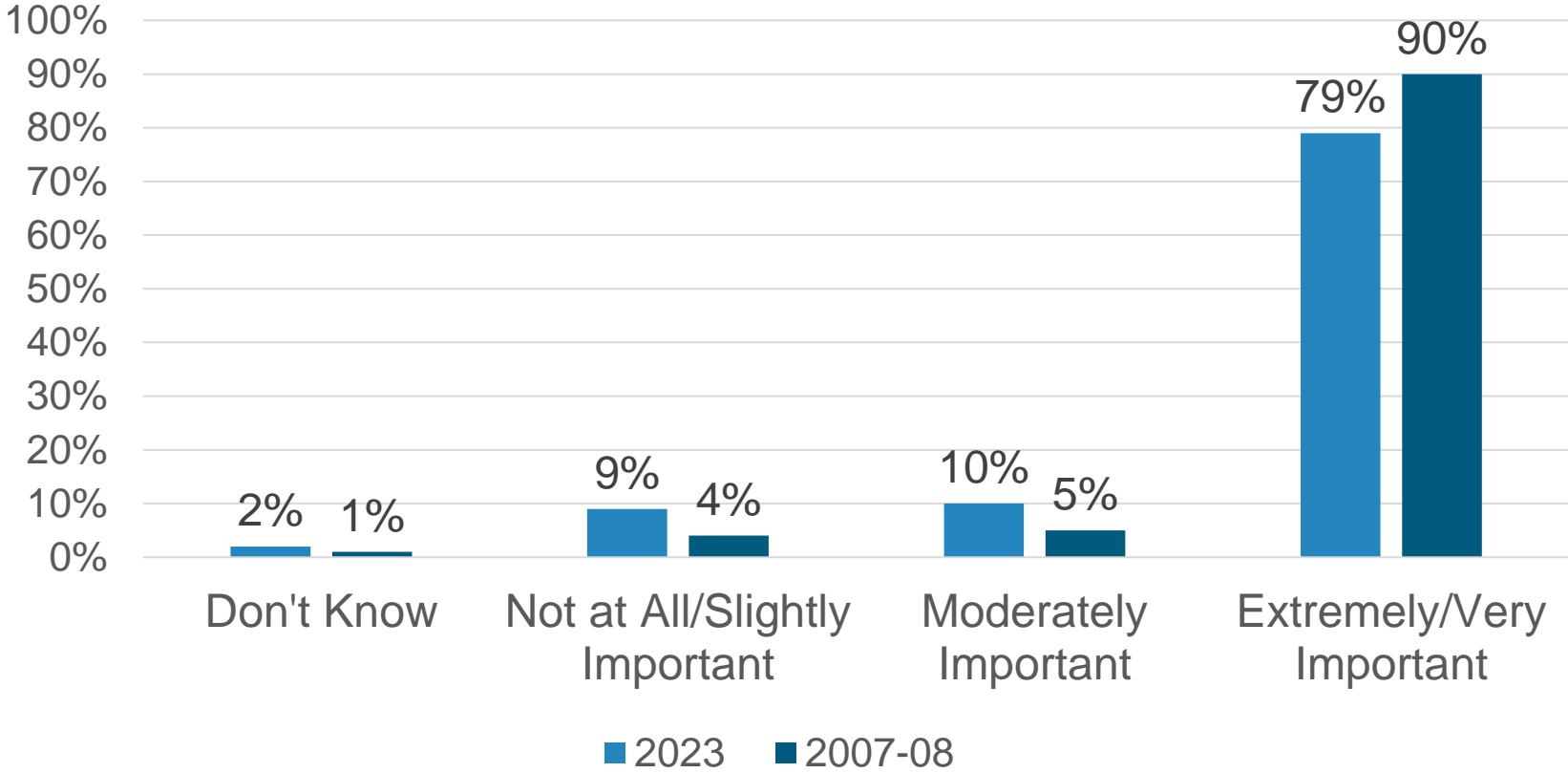
Among Southern Baptist Senior Pastors



Lifeway research

Fewer pastors give the highest importance to the CP allowing their church to support more missions endeavors efficiently than they could on their own

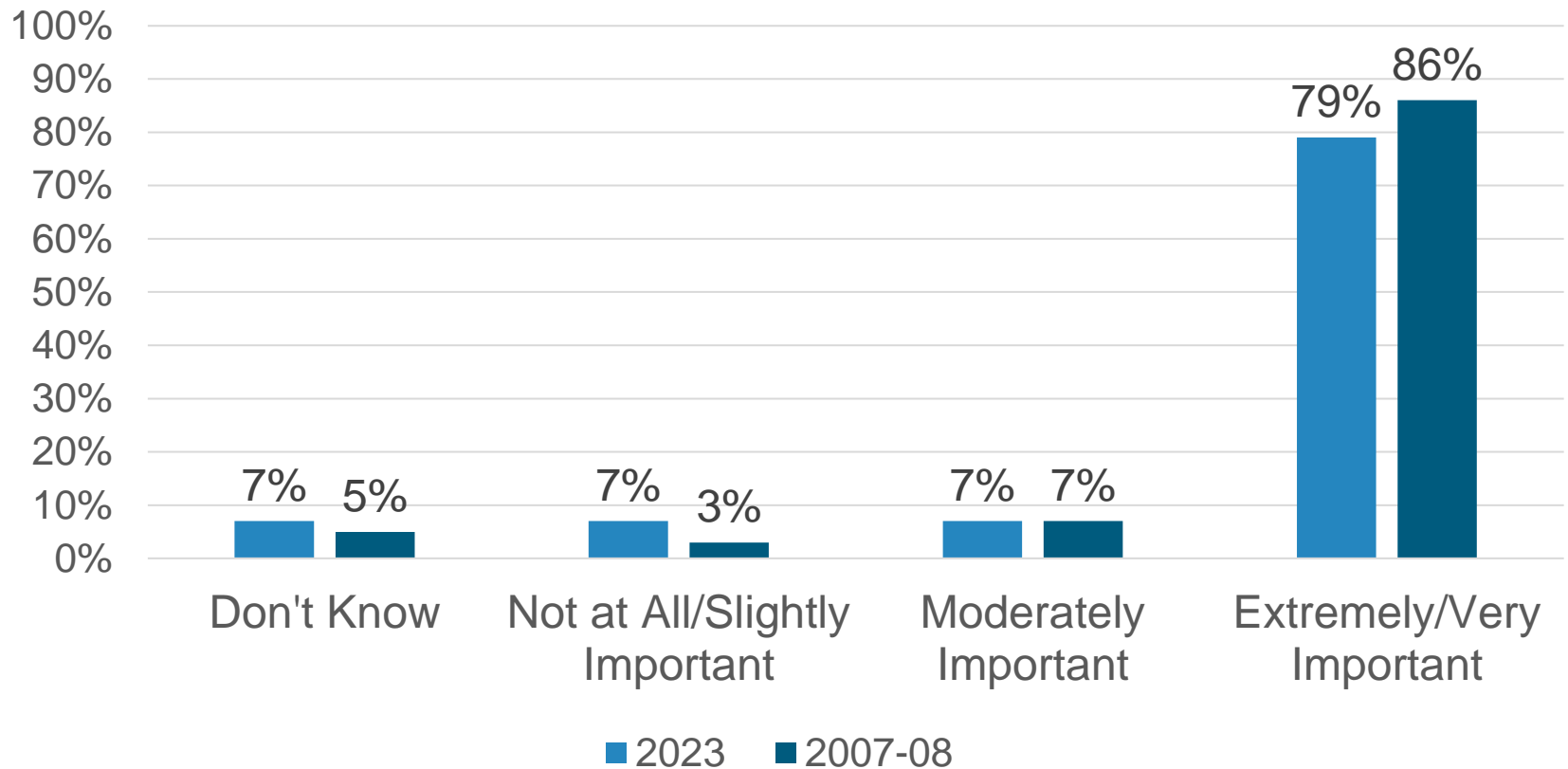
Among Southern Baptist Senior Pastors



Lifeway research

Fewer pastors give the highest importance to the CP allocating contributions among state, national, and global ministries, missions, and entities appropriately

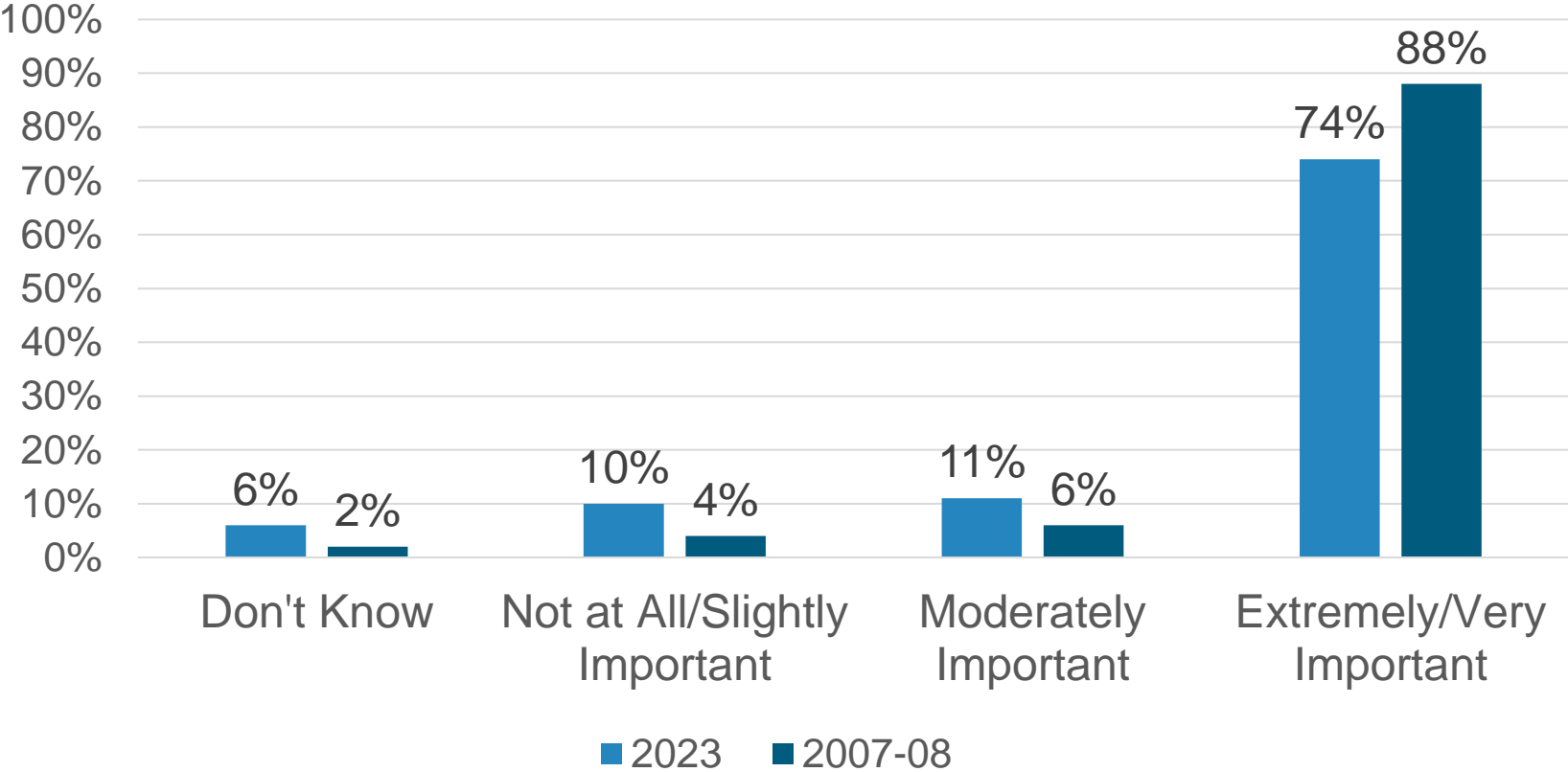
Among Southern Baptist Senior Pastors



Lifeway research

Fewer pastors give the highest importance to the CP being the most effective and efficient way to support the spread of the gospel worldwide

Among Southern Baptist Senior Pastors



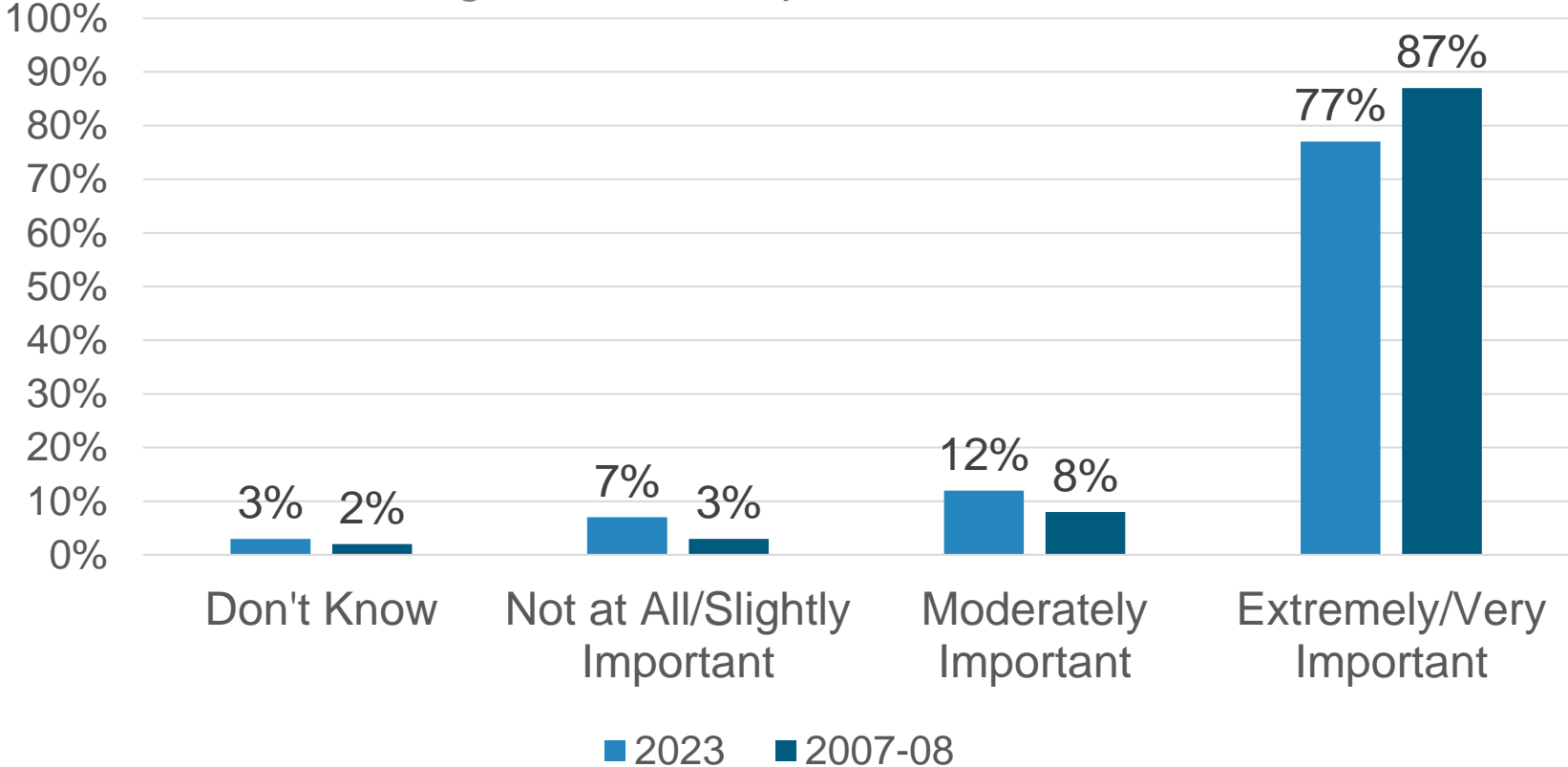
Lifeway research

Q3_6: "Please indicate how important the following benefits are to your church. (Select one answer for each item)" n=3,880 v. 3,500 in 2007-08

Senior pastor importance of Cooperative Program **objectives** Comparison 2023 v. 2007-08

Fewer pastors give the highest importance to the CP supporting missions and ministries in their state convention

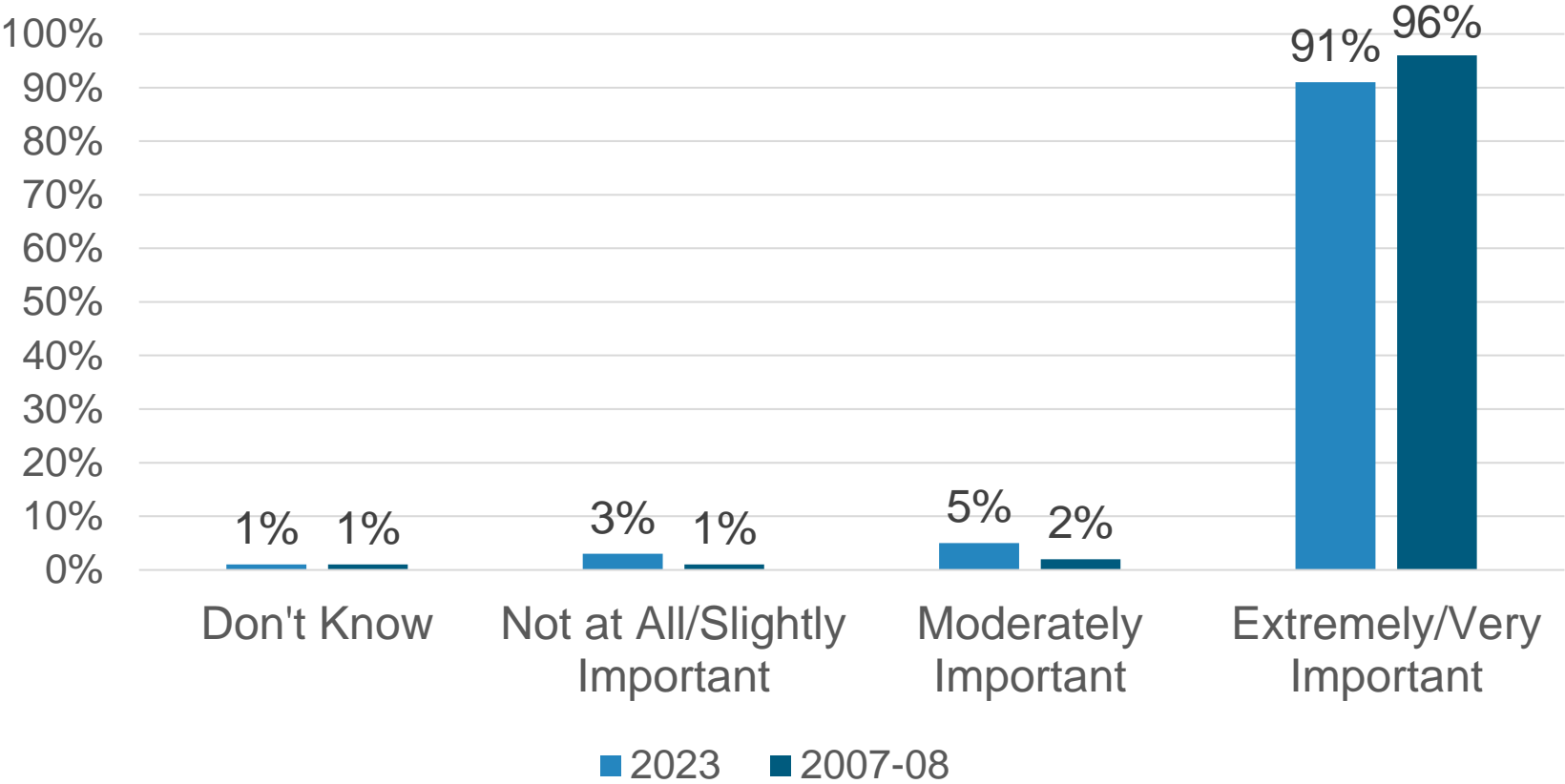
Among Southern Baptist Senior Pastors



Lifeway research

Slightly fewer pastors give the highest importance to the CP sending and supporting missionaries in North America and around the world

Among Southern Baptist Senior Pastors

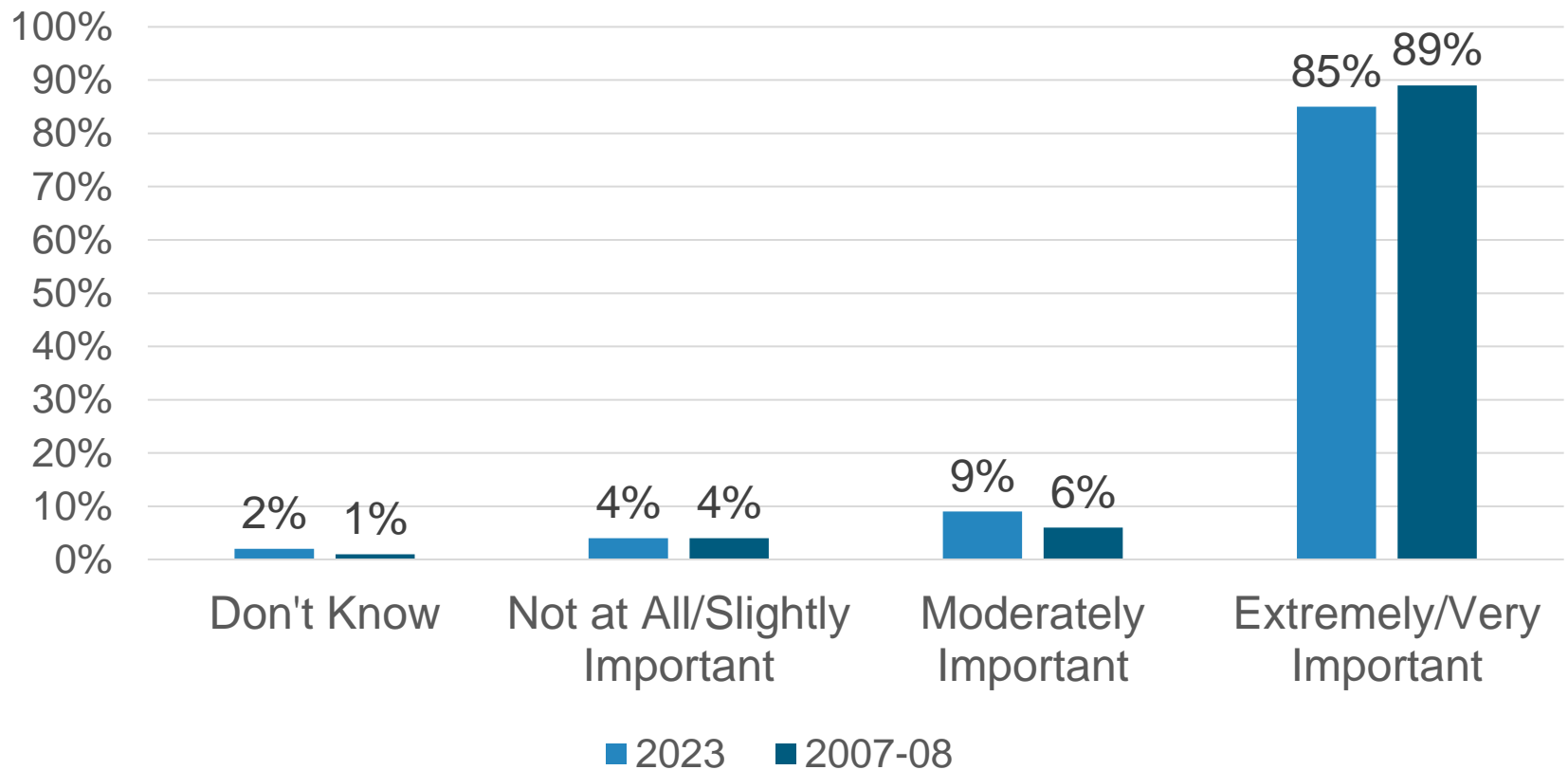


Lifeway research

Q5_2: "Please indicate how important each of the following objectives are to your church. (Select one answer for each item)" n=3,880 v. 3,500 in 2007-08

Slightly fewer pastors give the highest importance to the CP educating and equipping pastors, missionaries, and other ministry leaders

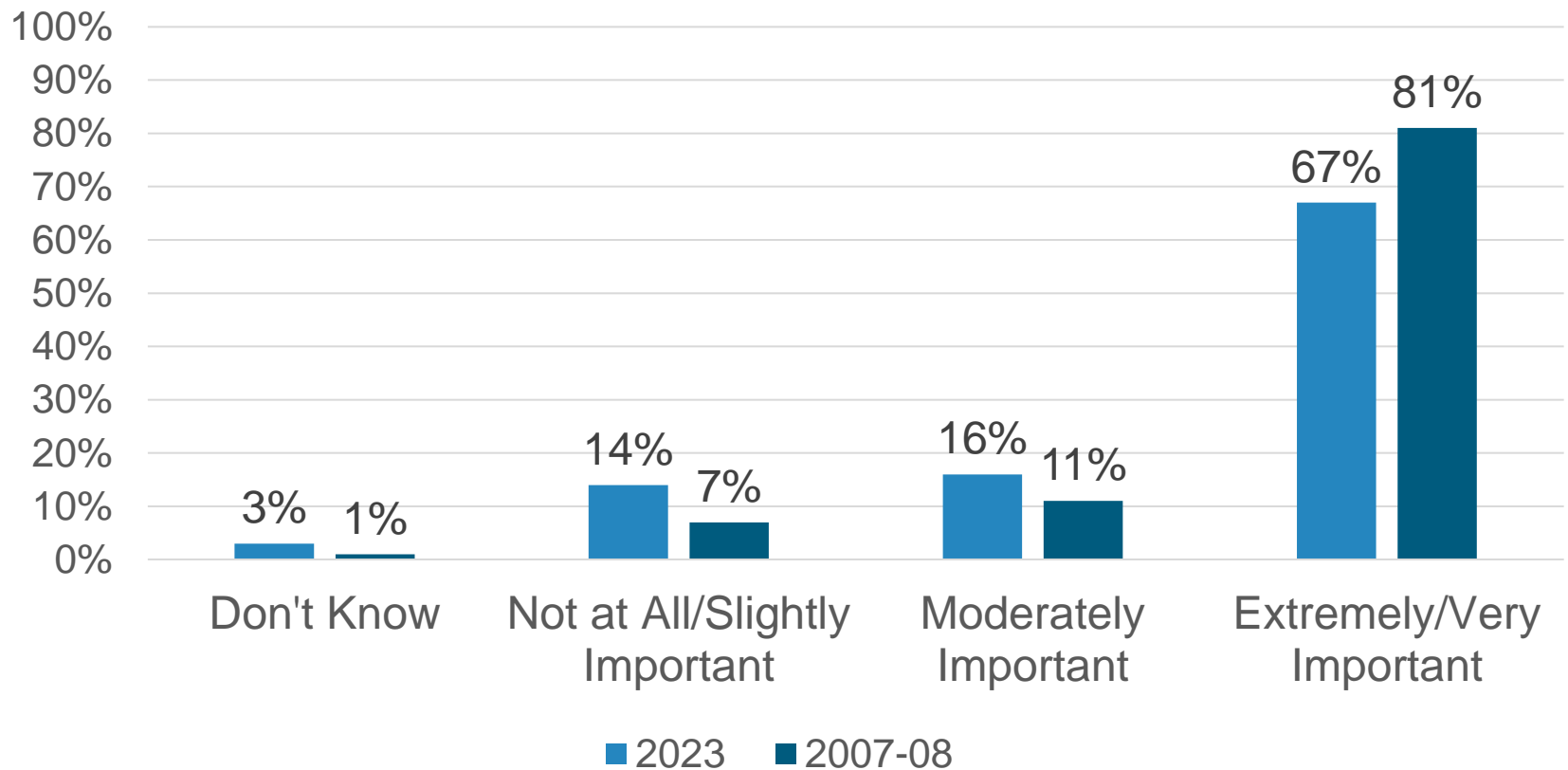
Among Southern Baptist Senior Pastors



Lifeway research

Fewer pastors give the highest importance to the CP providing resources to address the social, moral, and ethical concerns of our faith and families

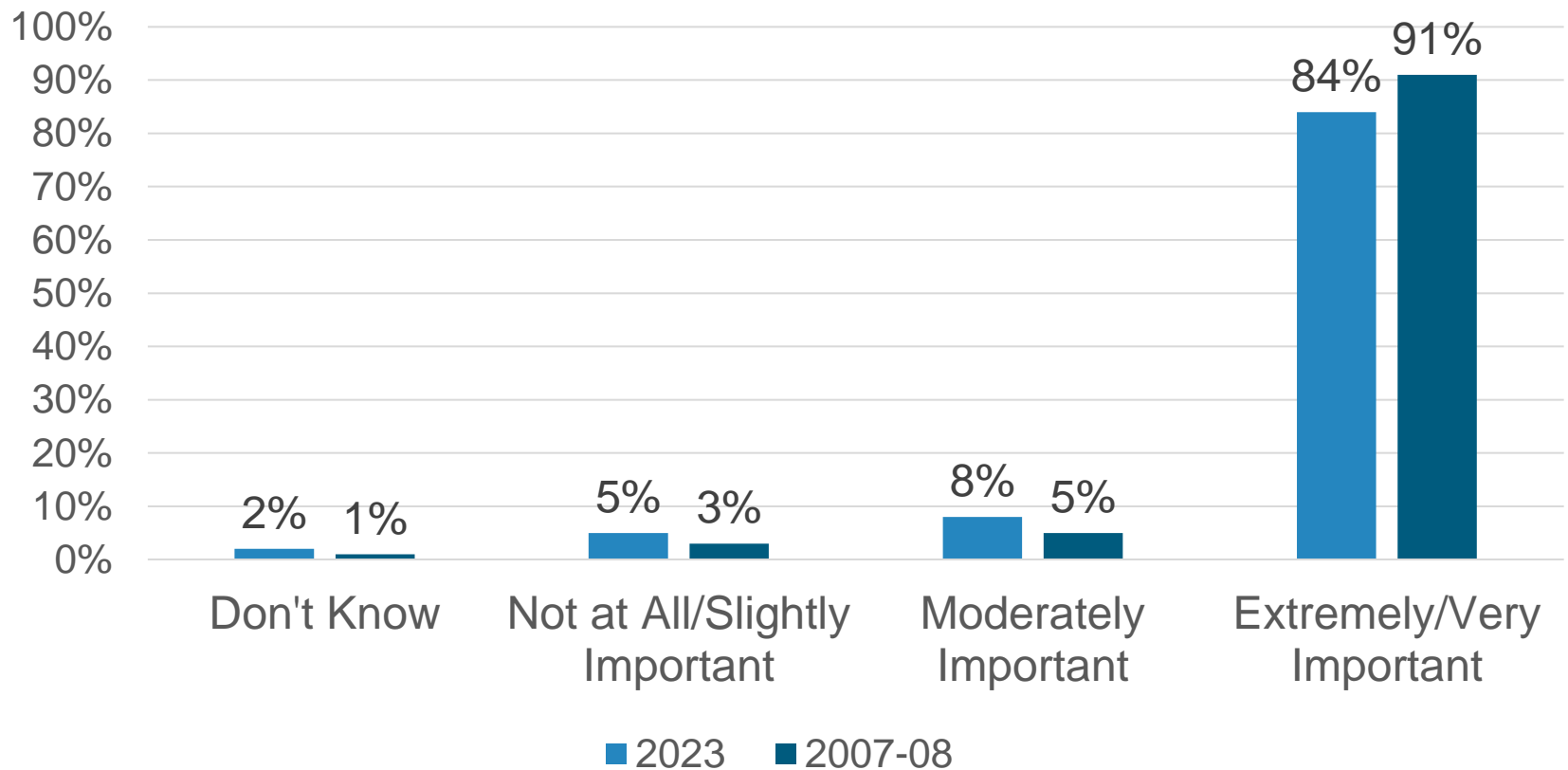
Among Southern Baptist Senior Pastors



Lifeway research

Fewer pastors give the highest importance to the CP providing resources to plant churches in North America and around the world

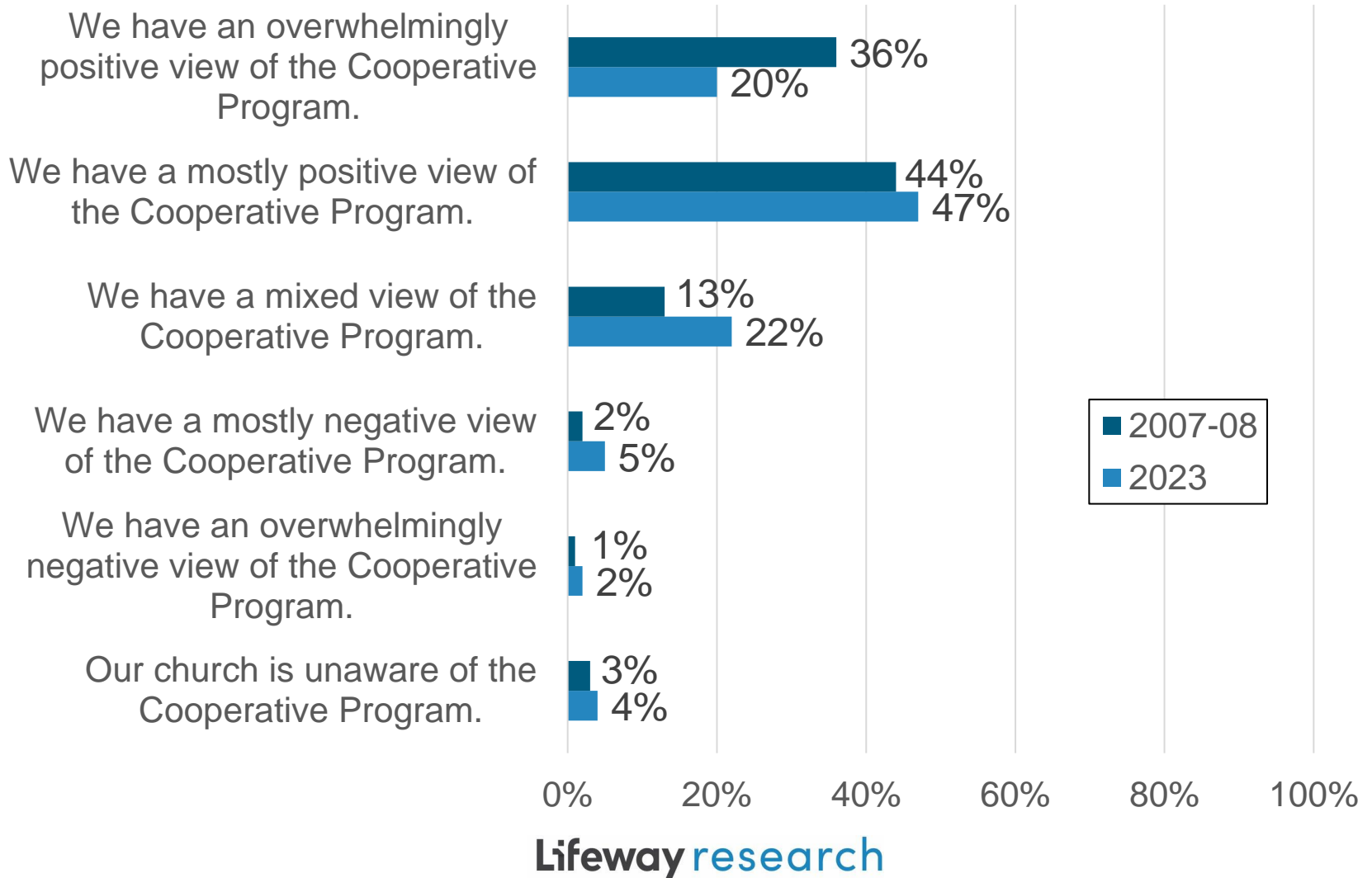
Among Southern Baptist Senior Pastors



Lifeway research

Fewer pastors say their church is overwhelmingly positive about the Cooperative Program

Among Southern Baptist Senior Pastors



Q8: "Which of the following descriptions of the Cooperative Program best reflects the view of your church? (Select one)" n=3,880 v. 3,500 in 2007-08

Significant Differences

Average Attendance

Region

Church Role

Cooperative Program Giving

Largest Ethnicity

Significant Statistical Differences

Comparisons were made to determine if there are any significant statistical differences among the church's average attendance, region, role, Cooperative Program giving, and largest ethnicity.

ATTENDANCE	REGION	ROLE	COOPERATIVE PROGRAM	LARGEST ETHNICITY
0-49	Northeast	Senior Pastor	0%	African American
50-99	Midwest	Other Position	More than 0% to less than 5%	Asian
100-249	South		5% to less than 10%	Hispanic
250-499	West		10% or more	Multi-ethnic
500+				Other ethnicities
				White

Note: Region is defined by the US Census locations

“The Cooperative Program supports SBC entities, ministries, and missions that my church values”

- Those at churches with attendance 100-249 (83%) and 500+ (88%) are more likely to Agree than those at churches with attendance of 0-49 (78%) and 50-99 (79%)
- Those at churches who give 5% to less than 10% (83%) or 10% or more (85%) to the Cooperative Program are more likely to Agree than those who give 0% (42%) or more than 0% to less than 5% (78%)
- Those at churches who give 0% to the Cooperative Program are the most likely to Disagree (31%)
- Those churches whose largest ethnicity is Hispanic (82%) or White (80%) are more likely to Agree than those whose largest ethnicity is Asian (67%)
- Those churches whose largest ethnicity is Asian are the most likely to answer Don't Know (11%)

“The Cooperative Program supports state convention entities, ministries, and missions that my church values”

- Those in the South (77%) are more likely to Agree than those in the Northeast (65%) and West (69%)
- Those in the Northeast (24%), Midwest (19%), and West (19%) are more likely to Disagree than those in the South (15%)
- Senior pastors are more likely to Agree than those in other positions (75% v. 69%)
- Those at churches who give 5% to less than 10% (78%) or 10% or more (80%) to the Cooperative Program are more likely to Agree than those who give 0% (46%) or more than 0% to less than 5% (73%)
- Those churches whose largest ethnicity is Asian (25%) are more likely to Disagree than those whose largest ethnicity is Hispanic (13%)

“The Cooperative Program protects churches from direct funding appeals by entities”

- Those at churches with attendance 0-49 are the least likely to Disagree (20%) and the most likely to select Don't know (18%)
- Those in the Midwest (51%) and South (48%) are more likely to Agree than those in the Northeast (38%) and West (43%)
- Senior pastors are more likely to Disagree than those in other positions (23% v. 17%)
- Those at churches who give 5% to less than 10% (50%) or 10% or more (52%) to the Cooperative Program are more likely to Agree than those who give 0% (24%) or more than 0% to less than 5% (44%)
- Those churches whose largest ethnicity is Hispanic (56%) or Asian (57%) are more likely to Agree than those whose largest ethnicity is African American (37%)

“The Cooperative Program allows my church to support more missions endeavors efficiently than we could on our own”

- Senior pastors are more likely to Agree than those in other positions (74% v. 69%)
- Those at churches who give 10% or more to the Cooperative Program are the most likely to Agree (82%)
- Those at churches who give 0% to the Cooperative Program are the most likely to Disagree (39%)
- Those churches whose largest ethnicity is White (74%) are more likely to Agree than those whose largest ethnicity is African American (64%)

“The Cooperative Program allocates contributions among state, national, and global ministries, missions, and entities appropriately”

- Those at churches with attendance 250-499 (30%) are more likely to Disagree than those at churches with attendance of 0-49 (22%)
- Those in the South (59%) are more likely to Agree than those in the Northeast (50%) and West (53%)
- Those at churches who give 5% to less than 10% (61%) or 10% or more (65%) to the Cooperative Program are more likely to Agree than those who give 0% (25%) or more than 0% to less than 5% (54%)
- Those at churches who give 0% to the Cooperative Program are the most likely to Disagree (36%)
- Those churches whose largest ethnicity is Hispanic are the most likely to Agree (72%)
- Those churches whose largest ethnicity is Multi-ethnic (30%) are more likely to Disagree than those whose largest ethnicity is Hispanic (17%)

“The Cooperative Program is the most effective and efficient way to support the spread of the gospel worldwide”

- Those in the Northeast are the least likely to Agree (51%) and the most likely to answer Neither Agree nor Disagree (21%)
- Those at churches who give 10% or more to the Cooperative Program are the most likely to Agree (75%)
- Those at churches who give 0% to the Cooperative Program are the most likely to Disagree (47%)
- Those churches whose largest ethnicity is Hispanic (74%) or White (67%) are more likely to Agree than those whose largest ethnicity is African American (55%), Multi-ethnic (53%), or Other ethnicities (56%)

“The Cooperative Program supports SBC entities, ministries, and missions that my church values”

- Those at churches with attendance 50-99 (83%) and 100-249 (83%) are more likely to answer “Very Important/Extremely Important” than those at churches with attendance of 0-49 (79%)
- Those in the South (81%) and West (82%) are more likely to answer “Very Important/Extremely Important” than those in the Northeast (73%)
- Senior pastors are more likely to answer “Very Important/Extremely Important” than those in other positions (81% v. 75%)
- Those at churches who give 10% or more to the Cooperative Program are more likely to answer “Very Important/Extremely Important” (89%)
- Those at churches who give 0% to the Cooperative Program are the most likely to answer “Not Important at All/Slightly Important” (28%)

“The Cooperative Program supports state convention entities, ministries, and missions that my church values”

- Those at churches with attendance 0-49 (76%), 50-99 (80%), and 100-249 (76%) are more likely to answer “Very Important/Extremely Important” than those at churches with attendance of 500+ (68%)
- Those at churches who give 5% to less than 10% (81%) and 10% or more (86%) to the Cooperative Program are more likely to answer “Very Important/Extremely Important” than those that give 0% (41%) or More than 0% to less than 5% (72%)
- Those at churches who give 0% to the Cooperative Program are the most likely to answer “Not Important at All/Slightly Important” (31%)
- Those churches whose largest ethnicity is Hispanic (88%) are more likely to answer “Very Important/Extremely Important” than those whose largest ethnicity is White (76%) or Multi-ethnic (73%)

“The Cooperative Program protects churches from direct funding appeals by entities”

- Those at churches with attendance 100-249 (24%) are more likely to answer “Moderately Important” than those at churches with attendance of 0-49 (16%) and 50-99 (19%)
- Those in the Northeast are the least likely to answer “Very Important/Extremely Important” (35%)
- Senior pastors are more likely to answer “Moderately Important” than those in other positions (19% v. 14%)
- Those at churches who give 0% to the Cooperative Program are the least likely to answer “Very Important/Extremely Important” (23%) and the most likely to answer “Not Important at All/Slightly Important” (31%)
- Those churches whose largest ethnicity is Asian (72%) are more likely to answer “Very Important/Extremely Important” than those whose largest ethnicity is White (51%), Multi-ethnic (48%), or Other ethnicities (52%)

“The Cooperative Program allows my church to support more missions endeavors efficiently than we could on our own”

- Those in the Midwest (81%) are more likely to answer “Very Important/Extremely Important” than those in the Northeast (73%)
- Those at churches who give 10% or more to the Cooperative Program are the most likely to answer “Very Important/Extremely Important” (86%)
- Those at churches who give 0% to the Cooperative Program are the most likely to answer “Not Important at All/Slightly Important” (31%)

“The Cooperative Program allocates contributions among state, national, and global ministries, missions, and entities appropriately”

- Those at churches with attendance 50-99 (81%) are more likely to answer “Very Important/Extremely Important” than those at churches with attendance of 0-49 (78%)
- Those in the South (7%) are more likely to answer “Not Important at All/Slightly Important” than those in the West (5%)
- Senior pastors are less likely to answer “Don’t Know” than those in other positions (7% v. 10%)
- Those at churches who give 10% or more than to the Cooperative Program are the most likely to answer “Very Important/Extremely Important” (85%)
- Those at churches who give 0% to the Cooperative Program are the most likely to answer “Not Important at All/Slightly Important” (23%)
- Those churches whose largest ethnicity is Hispanic (85%) are more likely to answer “Very Important/Extremely Important” than those whose largest ethnicity is African American (72%)

“The Cooperative Program is the most effective and efficient way to support the spread of the gospel worldwide”

- Those at churches with attendance 500+ (15%) are more likely to answer “Not Important at All/Slightly Important” than those at churches with attendance of 0-49 (10%) and 100-249 (9%)
- Those in the Northeast are the most likely to answer “Moderately Important” (17%)
- Those at churches who give 10% or more to the Cooperative Program are the most likely to answer “Very Important/Extremely Important” (83%)
- Those at churches who give 0% to the Cooperative Program are the most likely to answer “Not Important at All/Slightly Important” (30%)
- Those churches whose largest ethnicity is Hispanic (82%) or Asian (84%) are more likely to answer “Very Important/Extremely Important” than those whose largest ethnicity is African American (66%) or Multi-ethnic (67%)

“Our church is pleased with the direction of the SBC”

- Those at churches with attendance 0-49 (58%) are more likely to Agree than those at churches with attendance of 100-249 (52%) and 500+ (47%)
- Those in the Northeast (38%) and South (34%) are more likely to Disagree than those in the Midwest (27%)
- Senior pastors are more likely to Disagree than those in other positions (33% v. 25%)
- Those at churches who give 5% to less than 10% (61%) and 10% or more (61%) to the Cooperative Program are more likely to Agree than those that give 0% (25%) and More than 0% to less than 5% (51%)
- Those at churches who give 0% to the Cooperative Program are the most likely to Disagree (62%)
- Those churches whose largest ethnicity is Asian (82%), Hispanic (73%), or Other ethnicities (68%) are more likely to Agree than those whose largest ethnicity is White (54%) or African American (50%)

“Our church’s satisfaction with the Cooperative Program depends on our satisfaction with the overall direction of the SBC”

- Those in the Northeast (18%) are more likely to Neither Agree nor Disagree than those in the South (11%)
- Senior pastors are more likely to Disagree than those in other positions (17% v. 11%)
- Those at churches who give 5% to less than 10% (18%) to the Cooperative Program are more likely to Disagree than those who give more than 0% to less than 5% (15%)
- Those churches whose largest ethnicity is Hispanic (77%) or Asian (81%) are more likely to Agree than those whose largest ethnicity is African American (63%) or Other ethnicities (64%)

“Our church is concerned that liberal ideologies are influencing too much of the direction of the SBC entities funded by the Cooperative Program”

- Those at churches with attendance 0-49 are the most likely to Agree (61%)
- Those at churches with attendance 50-99 (53%) and 100-249 (49%) are more likely to Agree than those with 250-499 (41%) and 500+ (31%)
- Those in the South (57%) are more likely to Agree than those in the Midwest (52%) and West (51%)
- Senior pastors are more likely to Disagree than those in other positions (29% v. 17%)
- Those at churches who give 0% to the Cooperative Program are the most likely to Agree (72%)
- Those churches whose largest ethnicity is Asian (66%) or White (56%) are more likely to Agree than those whose largest ethnicity is African American (36%) or Other ethnicities (46%)
- Those churches whose largest ethnicity is African American (13%), Asian (13%) or Other ethnicities (15%) are more likely to answer Don't Know than those whose largest ethnicity is White (4%)

“Our church is concerned that right-wing ideologies are influencing too much of the direction of the SBC entities funded by the Cooperative Program”

- Those at churches with attendance 100-249 (48%) and 250-599 (51%) are more likely to Disagree than those at churches with attendance of 50-99 (43%)
- Those in the Midwest (50%) are more likely to Disagree than those in the Northeast (38%) and South (45%)
- Senior pastors are more likely to Disagree than those in other positions (46% v. 33%)
- Those at churches who give 10% or more (49%) to the Cooperative Program are more likely to Disagree than those who give more than 0% to less than 5% (42%) or 5% to less than 10% (44%)
- Those at churches who give More than 0% to less than 5% (36%) and 5% to less than 10% (34%) are more likely to Agree than those who give 10% or more (30%)
- Those churches whose largest ethnicity is Hispanic (52%) or African American (64%) are more likely to Agree than those whose largest ethnicity is White (32%) or Other ethnicities (30%)

“The doctrine or practices of other Southern Baptist churches is making our church question whether we should continue to be affiliated with the SBC”

- Those at churches with attendance 50-99 (19%) are more likely to Neither Agree nor Disagree than those at churches with attendance of 250-499 (13%)
- Those in the Northeast (48%) are more likely to Agree than those in the Midwest (36%) and South (37%)
- Senior pastors are less likely to answer Don't Know than those in other positions (2% v. 10%)
- Those at churches who give 0% to the Cooperative Program are the most likely to Agree (63%)
- Those churches whose largest ethnicity is African American (56%) or Hispanic (50%) are more likely to Agree than those whose largest ethnicity is White (37%) or Other ethnicities (34%)

“The Cooperative Program supports missions and ministries in my state convention”

- Those at churches with attendance 0-49 (79%) and 50-99 (80%) are more likely to answer “Very Important/Extremely Important” than those at churches with attendance of 100-249 (74%), 250-499 (69%), and 500+ (61%)
- Those at churches who give 10% or more to the Cooperative Program are the most likely to answer “Very Important/Extremely Important” (84%)
- Those at churches who give 0% to the Cooperative Program are the most likely to answer “Not Important at All/Slightly Important” (21%)
- Those churches whose largest ethnicity is Asian (12%) are more likely to answer “Not Important at All/Slightly Important” than those whose largest ethnicity is African American (3%), Hispanic (4%), or Multi-ethnic (3%)

“The Cooperative Program sends and supports missionaries in North America and around the world”

- Those at churches with attendance 50-99 (93%), 100-249 (94%), and 250-499 (95%) are more likely to answer “Very Important/Extremely Important” than those at churches with attendance of 0-49 (89%)
- Senior pastors are more likely to answer “Very Important/Extremely Important” than those in other positions (91% v. 86%)
- Those at churches who give 10% or more to the Cooperative Program are the most likely to answer “Very Important/Extremely Important” (96%)
- Those at churches who give 0% to the Cooperative Program are the most likely to answer “Not Important at All/Slightly Important” (12%)
- Those churches whose largest ethnicity is White (92%), Hispanic (89%), Asian (90%), or Multi-ethnic (96%) are more likely to answer “Very Important/Extremely Important” than those whose largest ethnicity is African American (77%)

“The Cooperative Program educates and equips pastors, missionaries, and other ministry leaders”

- Those at churches with attendance 250-499 (90%) are more likely to answer “Very Important/Extremely Important” than those at churches with attendance of 0-49 (83%) and 500+ (82%)
- Senior pastors are more likely to answer “Very Important/Extremely Important” than those in other positions (85% v. 81%)
- Those at churches who give 10% or more to the Cooperative Program are the most likely to answer “Very Important/Extremely Important” (90%)
- Those at churches who give 0% to the Cooperative Program are the most likely to answer “Not Important at All/Slightly Important” (18%)

“The Cooperative Program provides resources to address the social, moral, and ethical concerns of our faith and families”

- Those at churches with attendance 0-49 (71%) and 50-99 (67%) are more likely to answer “Very Important/Extremely Important” than those at churches with attendance of 100-249 (62%), 250-499 (59%), and 500+ (53%)
- Those in the West (18%) are more likely to answer “Moderately Important” than those in the South (15%)
- Senior pastors are less likely to answer “Very Important/Extremely Important” than those in other positions (67% v. 74%)
- Those at churches who give 10% or more to the Cooperative Program are the most likely to answer “Very Important/Extremely Important” (75%)
- Those at churches who give 0% to the Cooperative Program are the most likely to answer “Not Important at All/Slightly Important” (28%)
- Those churches whose largest ethnicity is Asian (82%) or Other ethnicities (77%) are more likely to answer “Very Important/Extremely Important” than those whose largest ethnicity is White (67%) or Multi-ethnic (61%)

“The Cooperative Program provides resources to plant churches in North America and around the world”

- Those at churches with attendance 250-499 (90%) are more likely to answer “Very Important/Extremely Important” than those at churches with attendance of 0-49 (83%)
- Those in the Northeast (90%) are more likely to answer “Very Important/Extremely Important” than those in the South (84%)
- Those at churches who give 0% to the Cooperative Program are the least likely to answer “Very Important/Extremely Important” (57%)
- Those at churches who give 0% to the Cooperative Program are the most likely to answer “Not Important at All/Slightly Important” (15%) or “Moderately Important” (16%)
- Those churches whose largest ethnicity is Multi-ethnic (90%) are more likely to answer “Very Important/Extremely Important” than those whose largest ethnicity is African American (77%)

“To the extent of your knowledge, has your church’s budget percentage given through the Cooperative Program Decreased, Stayed the same, or Increased over the last 5 years?”

- Those at churches with attendance 0-49 (59%) are more likely to answer “Stayed the same” than those at churches with attendance of 50-99 (55%), 250-499 (51%), and 500+ (50%)
- Those in the West (61%) are more likely to answer “Stayed the same” than those in the South (56%)
- Senior pastors are more likely to answer “Increased” than those in other positions (20% v. 12%)
- Those at churches who give 10% or more to the Cooperative Program are the most likely to answer “Stayed the same” (69%)
- Those churches whose largest ethnicity is African American (31%) are more likely to answer “Increased” than those whose largest ethnicity is White (19%), Asian (17%) or Multi-ethnic (16%)
- Those churches whose largest ethnicity is African American (22%) or White (20%) are more likely to answer “Decreased” than those whose largest ethnicity is Other ethnicities (10%)

“Which of the following descriptions of the Cooperative Program best reflects the view of your church?”

- Those at churches with attendance of 0-49 (22%) are more likely to answer “We have an **overwhelmingly positive** view of the Cooperative Program” than those at churches with attendance of 50-99 (18%) and 100-249 (18%)
- Those at churches with attendance 500+ (31%) are more likely to answer “We have a **mixed view** of the Cooperative Program” than those at churches with attendance of 0-49 (22%) and 50-99 (22%)
- Those in the South (20%) and West (23%) are more likely to answer “We have an **overwhelmingly positive** view of the Cooperative Program” than those in the Northeast (13%)
- Those at churches who give 5% to less than 10% (51%) or 10% or more (51%) to the Cooperative Program are more likely to answer “We have a **mostly positive** view of the Cooperative Program” than those who give 0% (18%) or more than 0% to less than 5% (43%)
- Those at churches who give 0% to the Cooperative Program are the most likely to answer “We have an **overwhelmingly negative** view of the Cooperative Program” (16%)

“Which of the following descriptions of the Cooperative Program best reflects the view of your church?”

- Those churches whose largest ethnicity is Asian are the least likely to answer, “We have a **mixed view** of the Cooperative Program” (5%)
- Those churches whose largest ethnicity is African American (29%) or Hispanic (29%) are more likely to answer “We have an **overwhelmingly positive** view of the Cooperative Program” than those whose largest ethnicity is Multi-ethnic (14%)

2023 Cooperative Program Study

A SURVEY OF SOUTHERN BAPTIST CONGREGATIONS

Lifeway research