

Ligonier State of Theology 2025

Commissioned by Ligonier Ministries

TheStateofTheology.com

Lifewayresearch

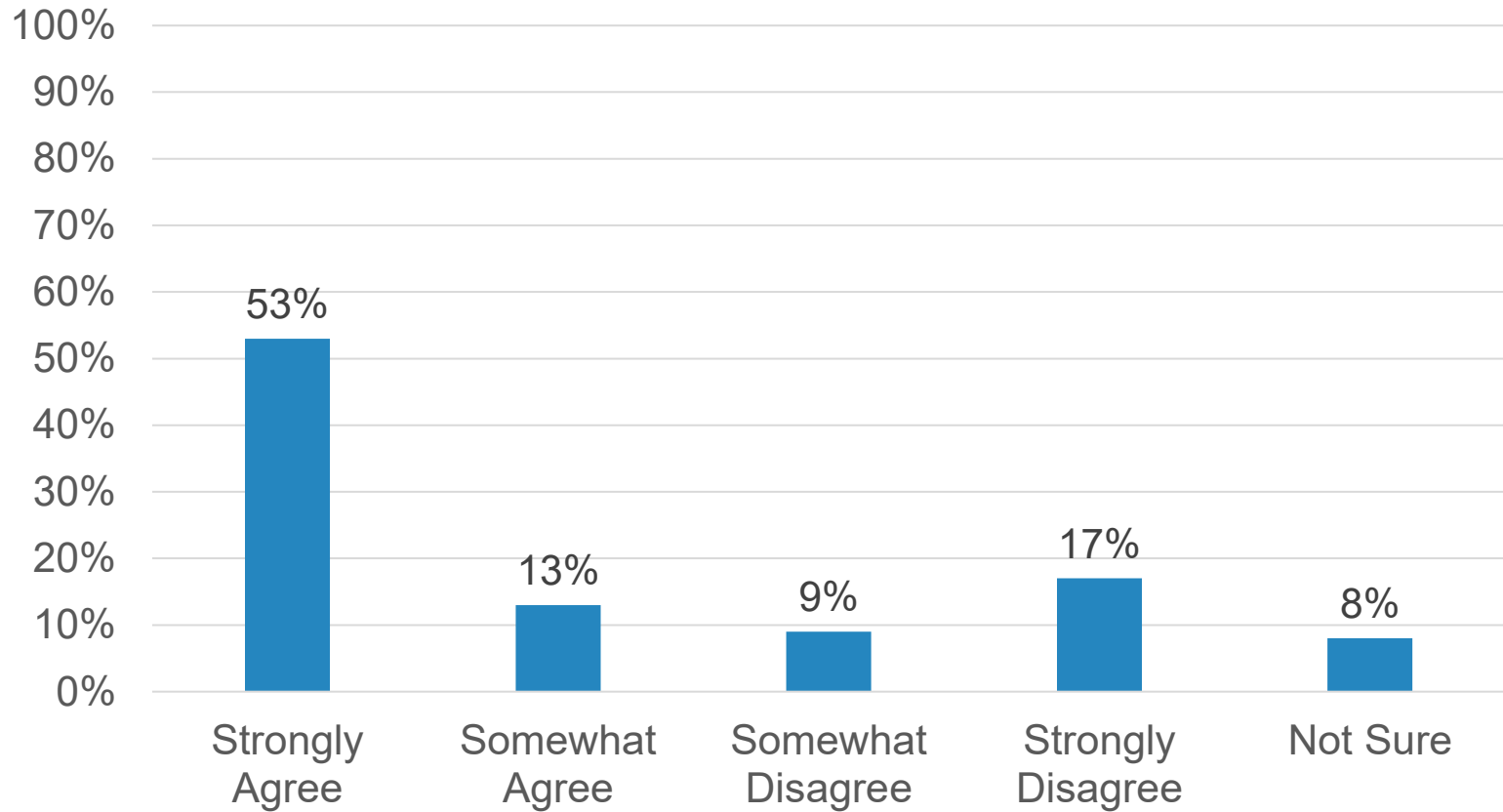
Methodology

- A demographically balanced online panel was used for interviewing American adults
- 3,001 surveys were completed January 6-January 15, 2025
- The sample provides 95% confidence that the sampling error from the online panel does not exceed $\pm 1.9\%$
- Margins of error are higher in sub-groups
- Slight weights were used to balance gender, age, ethnicity, income, region, and religion

Definitions

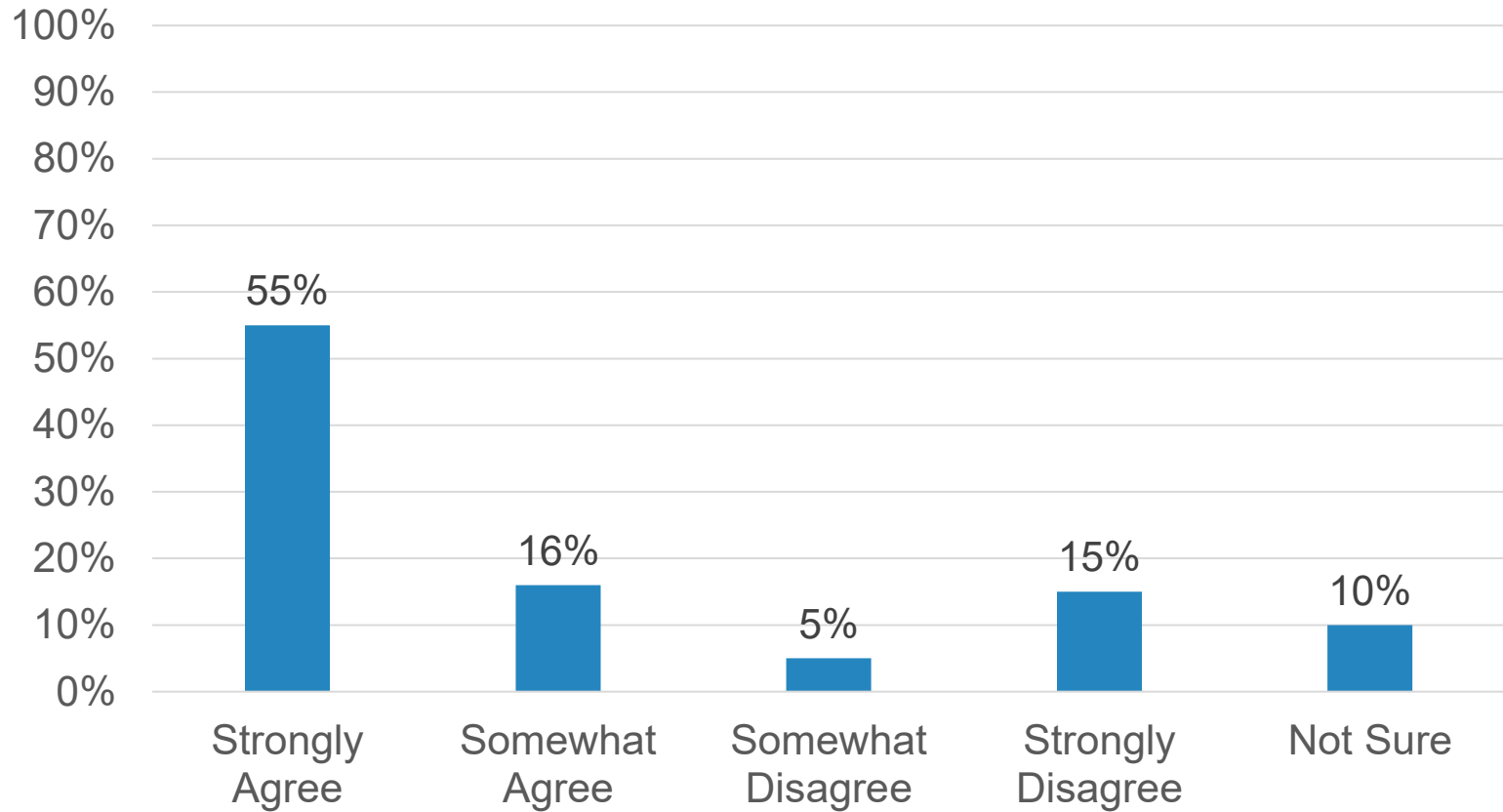
- **Evangelical Beliefs** are defined using the NAE Lifeway Research Evangelical Beliefs Research Definition based on respondent beliefs
- Respondents are asked their level of agreement with four separate statements using a four-point, forced choice scale (strongly agree, somewhat agree, somewhat disagree, strongly disagree). Those who strongly agree with all four statements are categorized as having Evangelical Beliefs
 - The Bible is the highest authority for what I believe
 - It is very important for me personally to encourage non-Christians to trust Jesus Christ as their Savior
 - Jesus Christ's death on the cross is the only sacrifice that could remove the penalty of my sin
 - Only those who trust in Jesus Christ alone as their Savior receive God's free gift of eternal salvation

God is a perfect being and cannot make a mistake.



Lifewayresearch

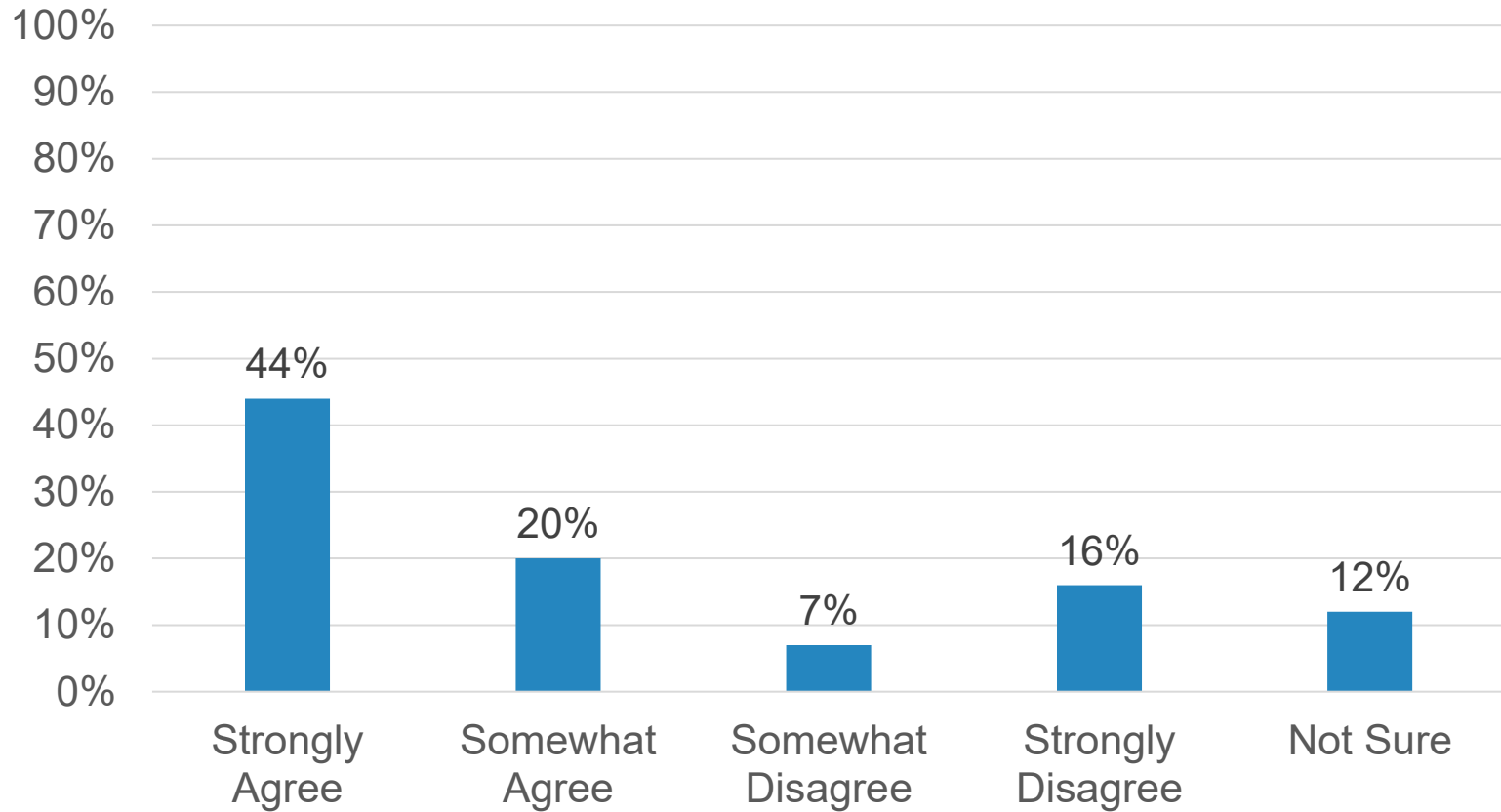
There is one true God in three persons: God the Father, God the Son, and God the Holy Spirit.



Lifewayresearch

Q21_2: "For each of the following statements, please indicate your level of agreement. **There is one true God in three persons: God the Father, God the Son, and God the Holy Spirit.**"

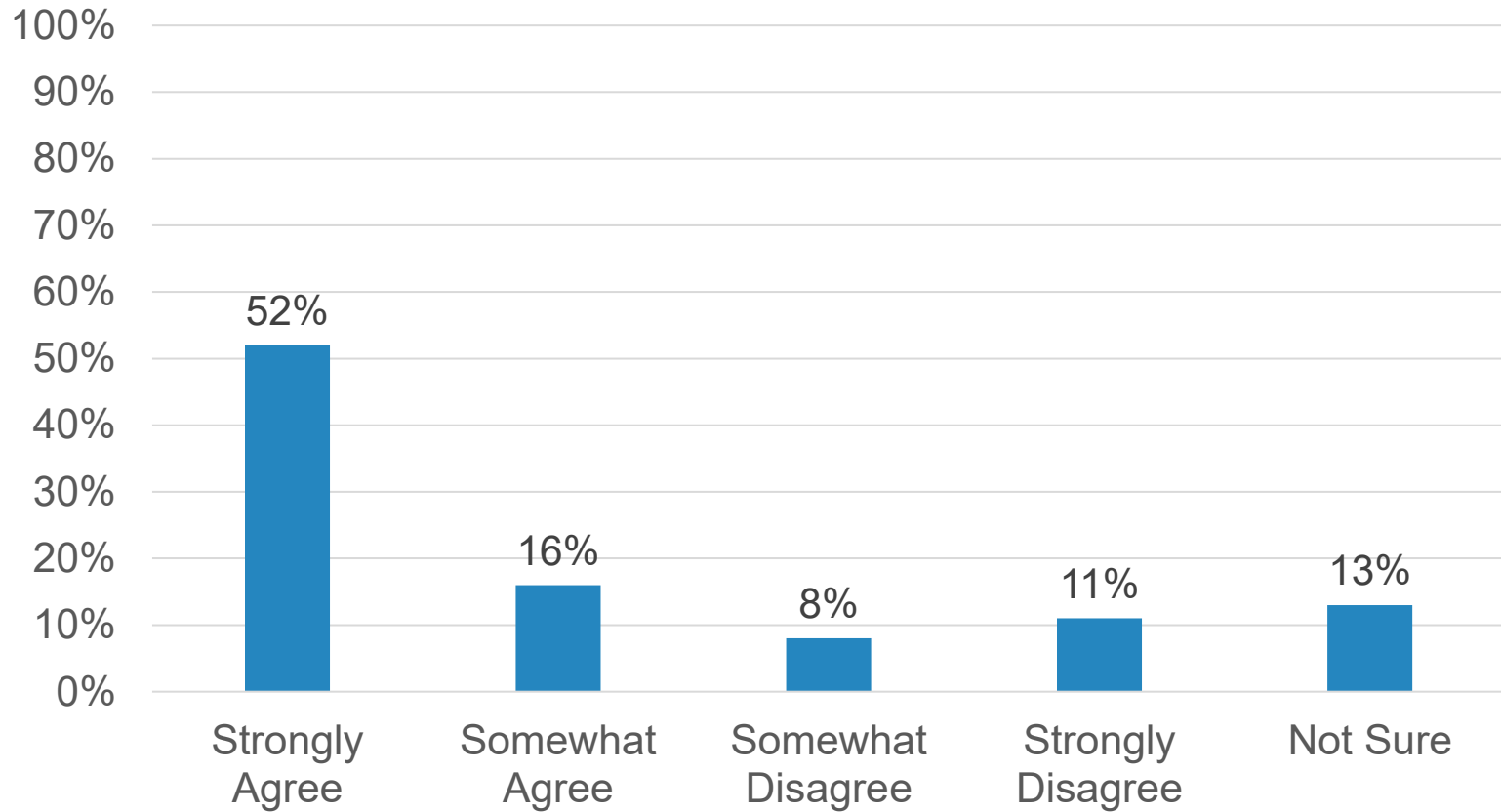
God accepts the worship of all religions, including Christianity, Judaism, and Islam.



Lifewayresearch

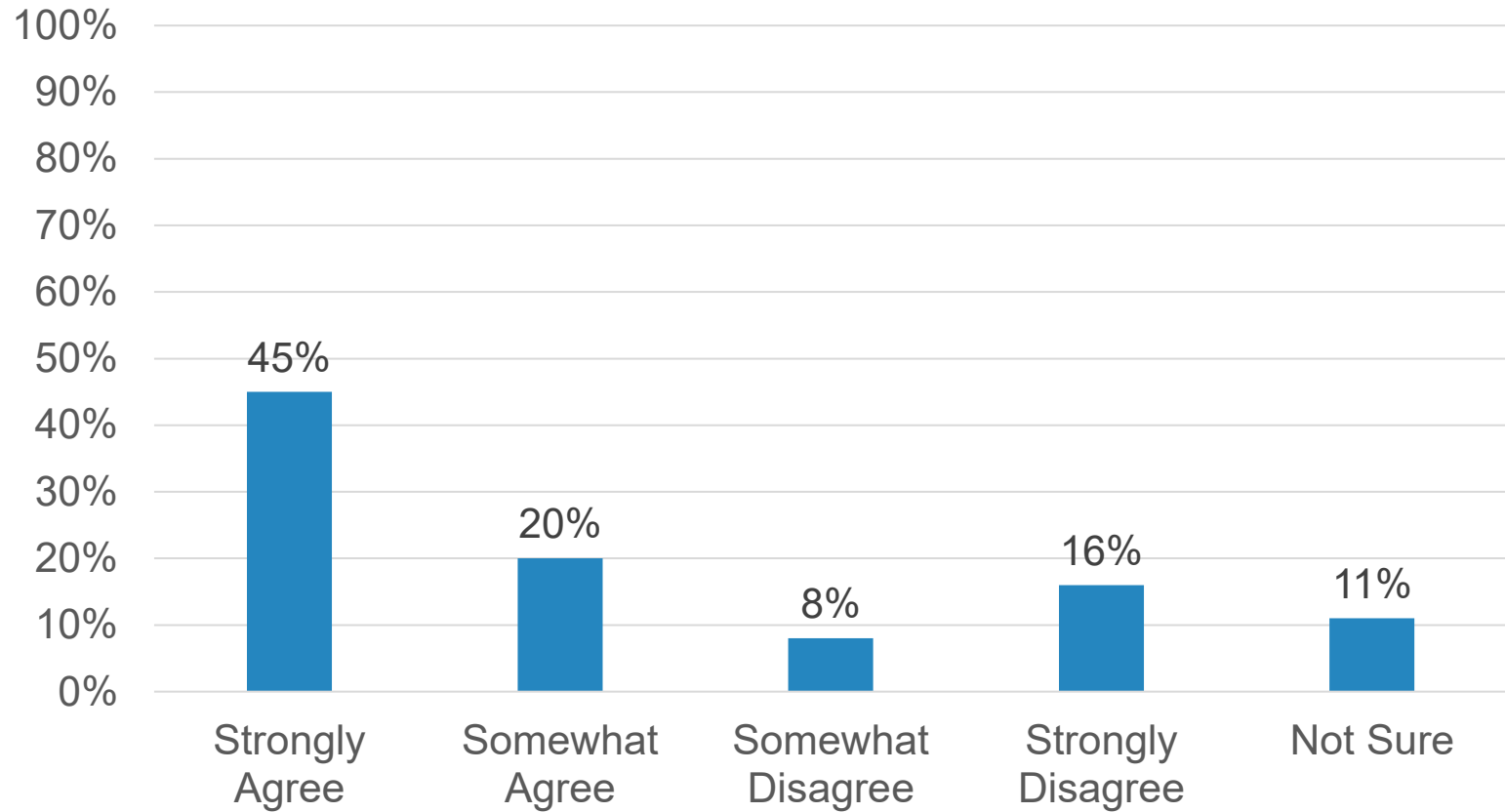
Q21_3: "For each of the following statements, please indicate your level of agreement. **God accepts the worship of all religions, including Christianity, Judaism, and Islam.**"

God is unchanging.



Lifewayresearch

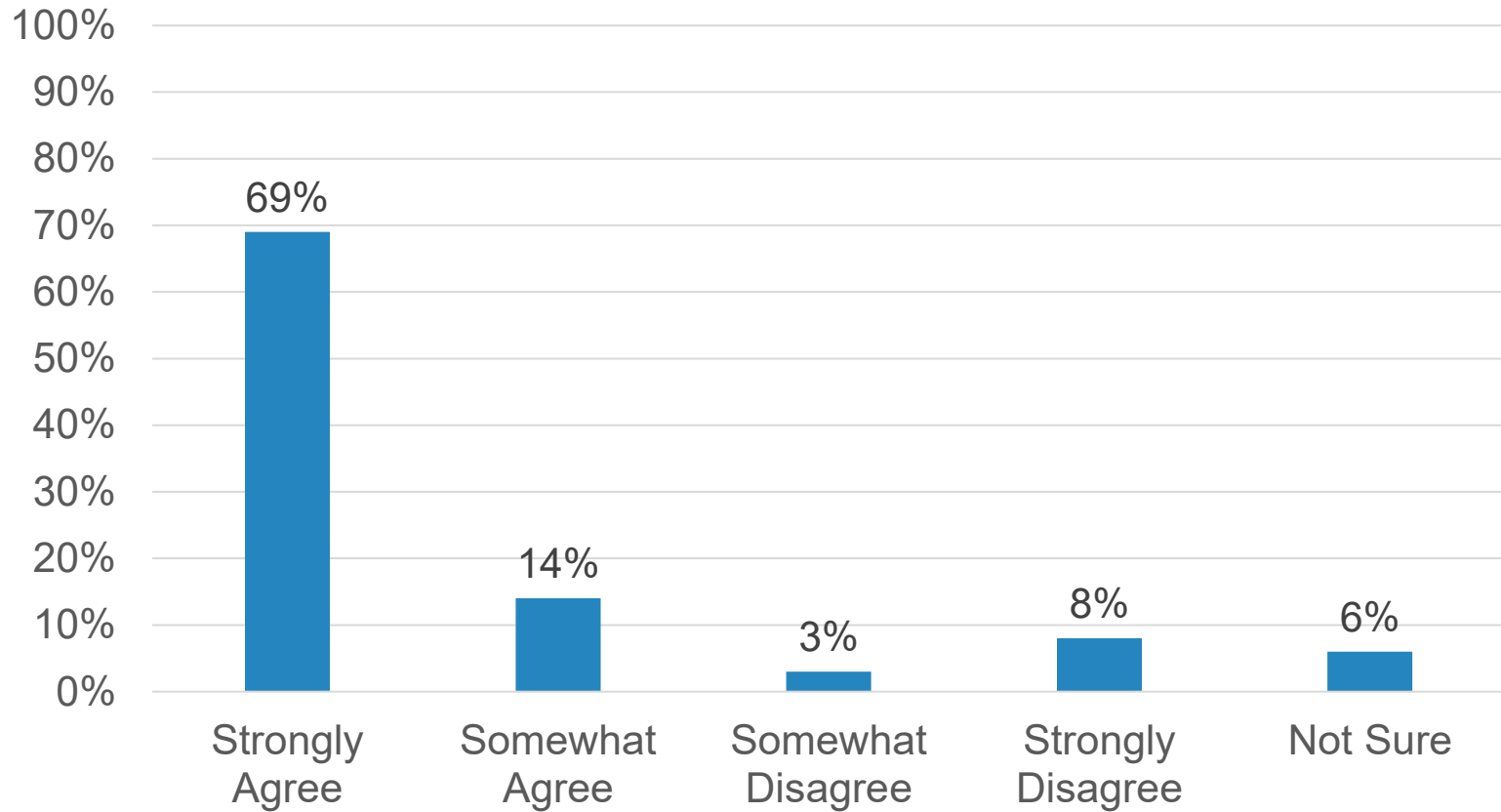
Biblical accounts of the physical (bodily) resurrection of Jesus are completely accurate. This event actually occurred.



Lifewayresearch

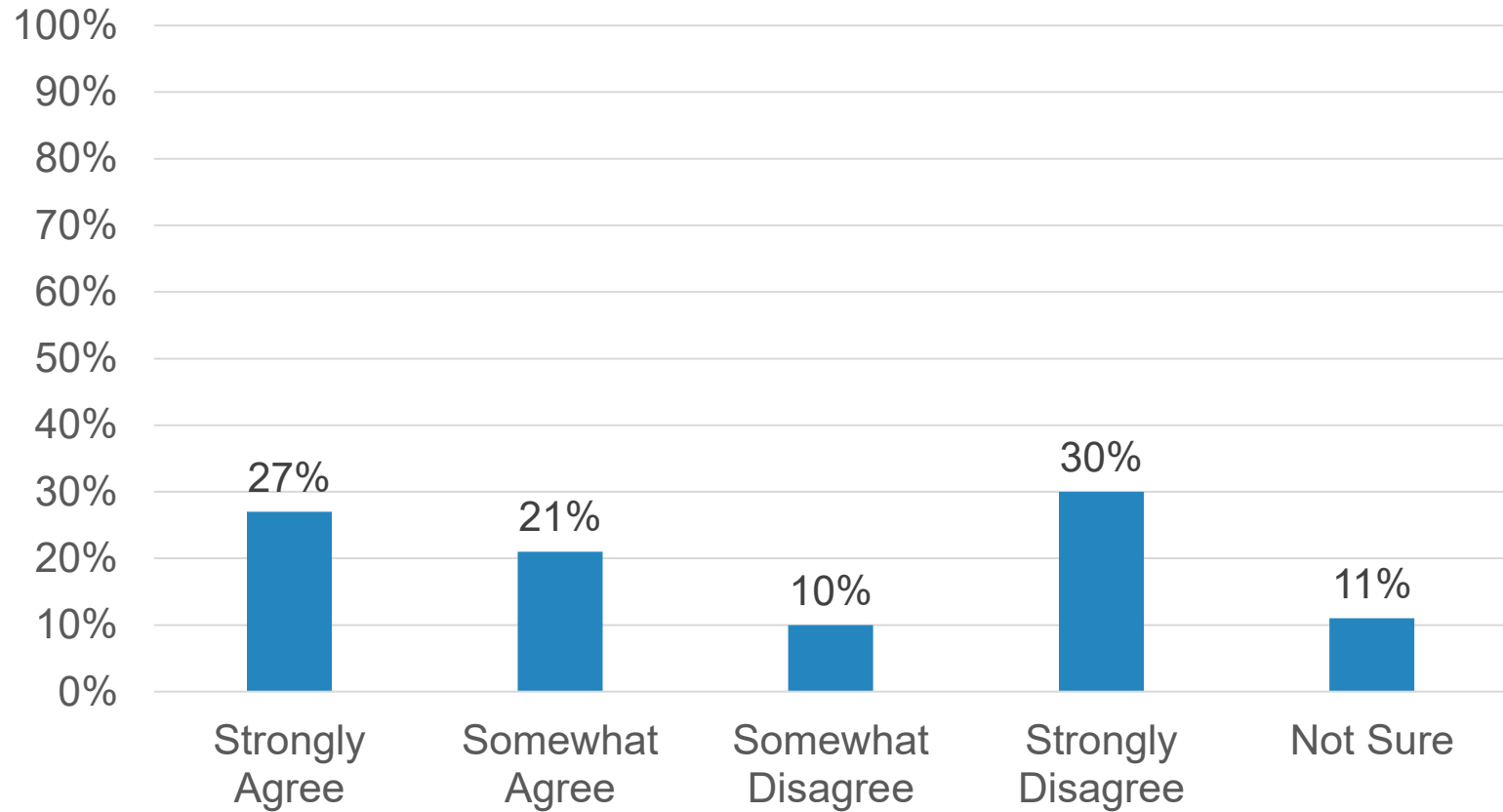
Q22_1: "For each of the following statements, please indicate your level of agreement. **Biblical accounts of the physical (bodily) resurrection of Jesus are completely accurate. This event actually occurred.**"

God loves all people the same way.



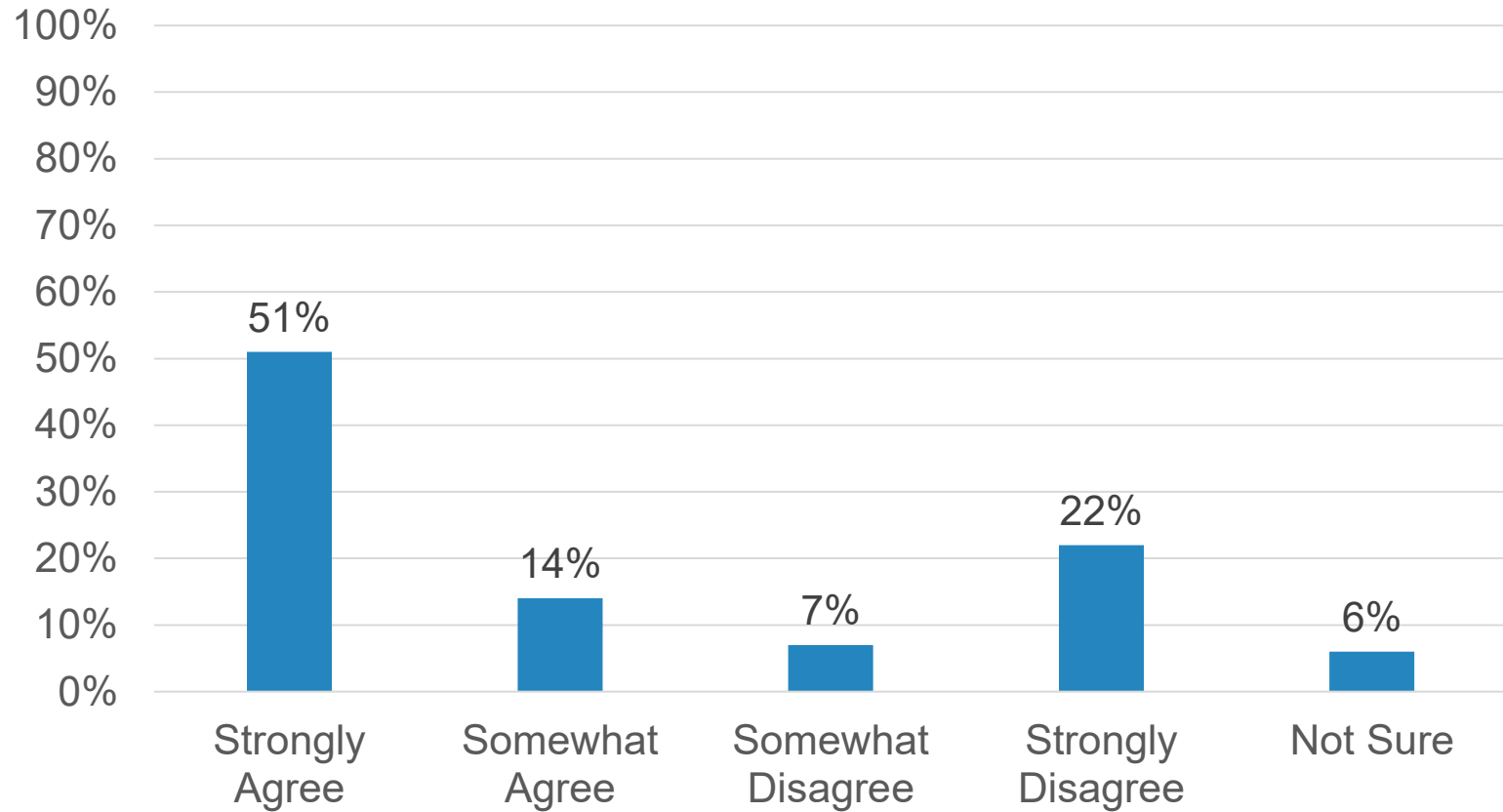
Lifewayresearch

Jesus was a great teacher, but he was not God.



Lifewayresearch

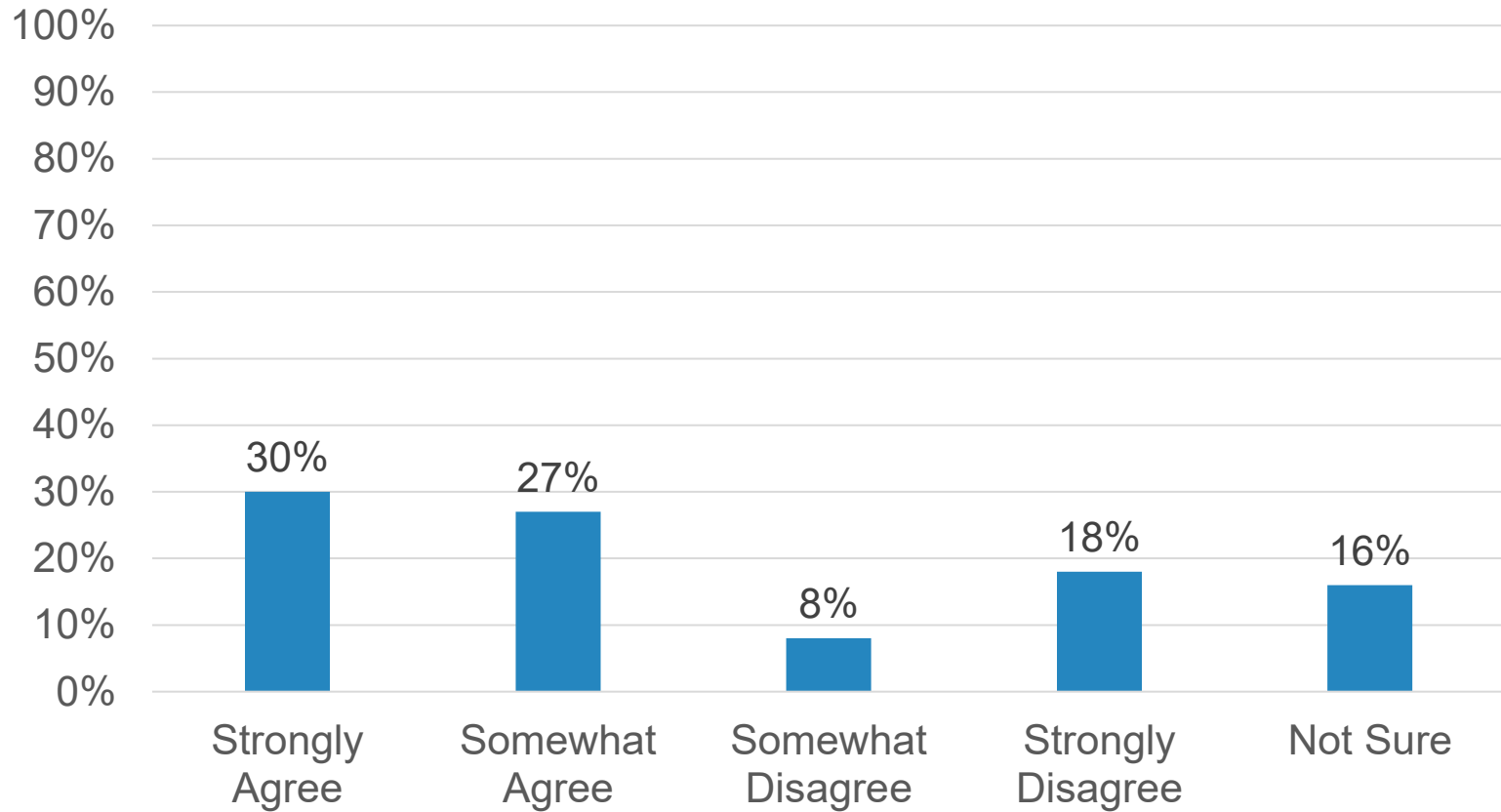
God created marriage to be between one man and one woman.



Lifewayresearch

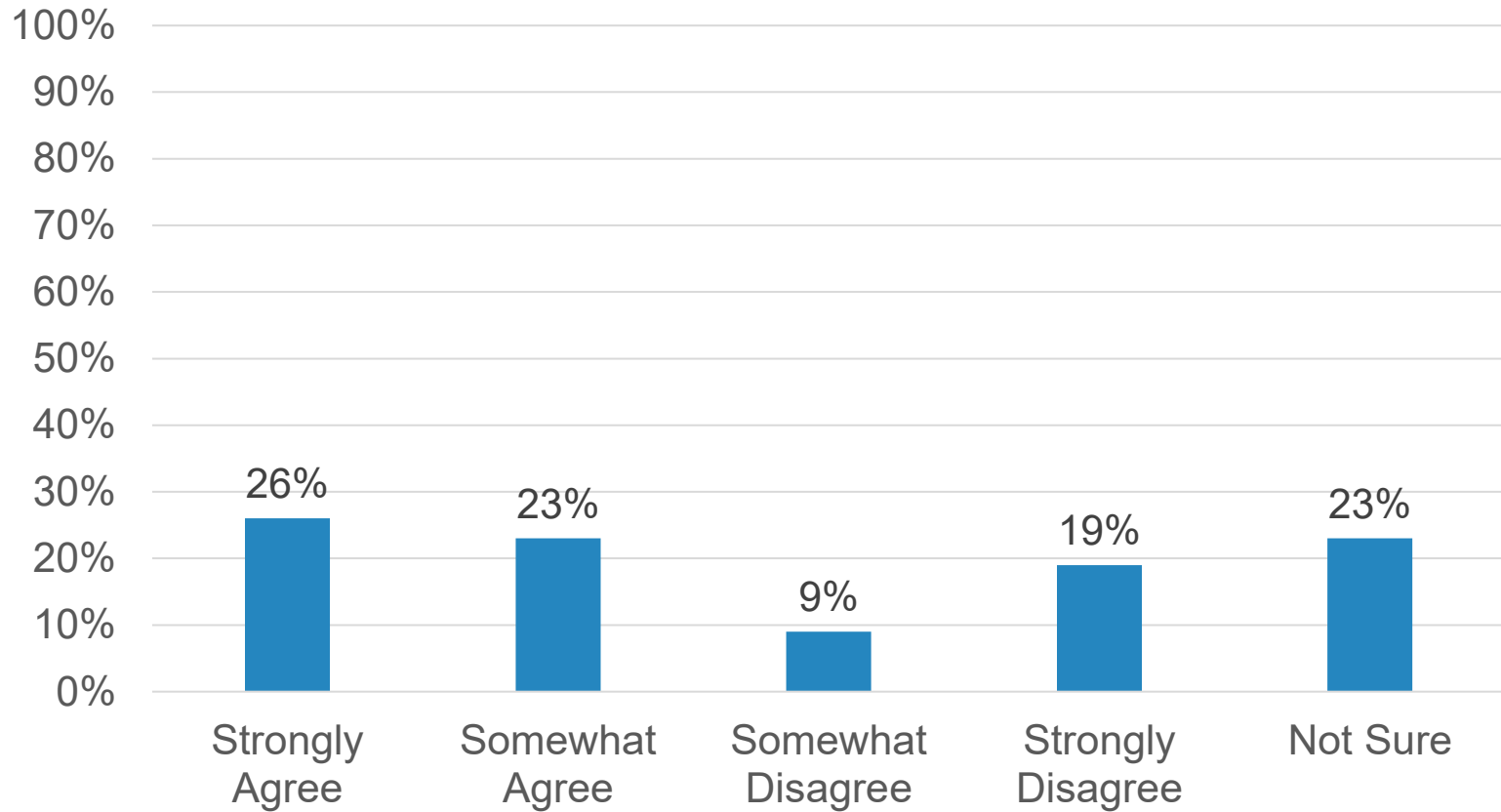
Q22_4: "For each of the following statements, please indicate your level of agreement. **God created marriage to be between one man and one woman.**"

The Holy Spirit is a force but is not a personal being.



Lifewayresearch

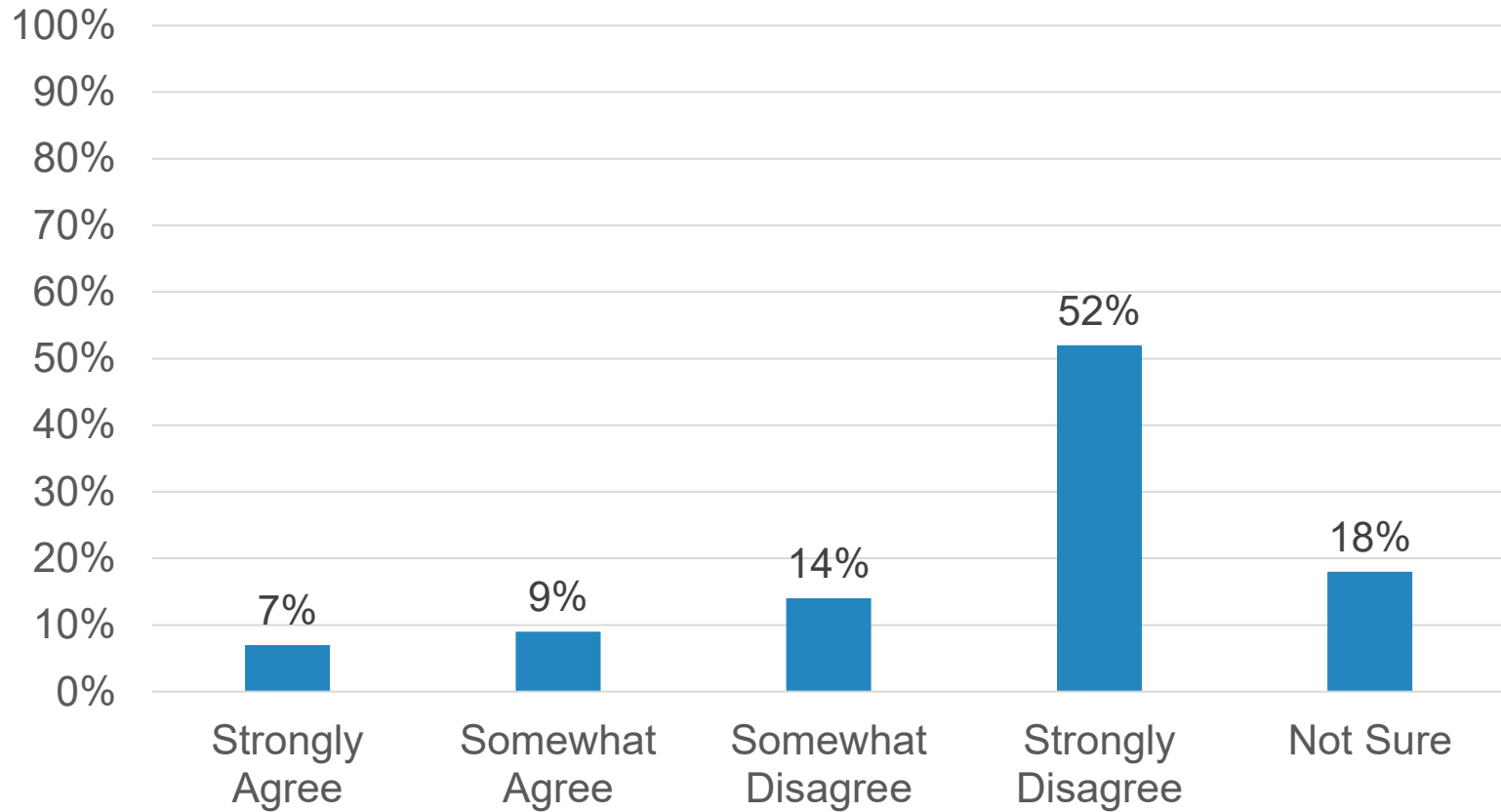
The Holy Spirit gives a spiritual new birth or new life before a person has faith in Jesus Christ.



Lifewayresearch

Q23_2: "For each of the following statements, please indicate your level of agreement. **The Holy Spirit gives a spiritual new birth or new life before a person has faith in Jesus Christ.**"

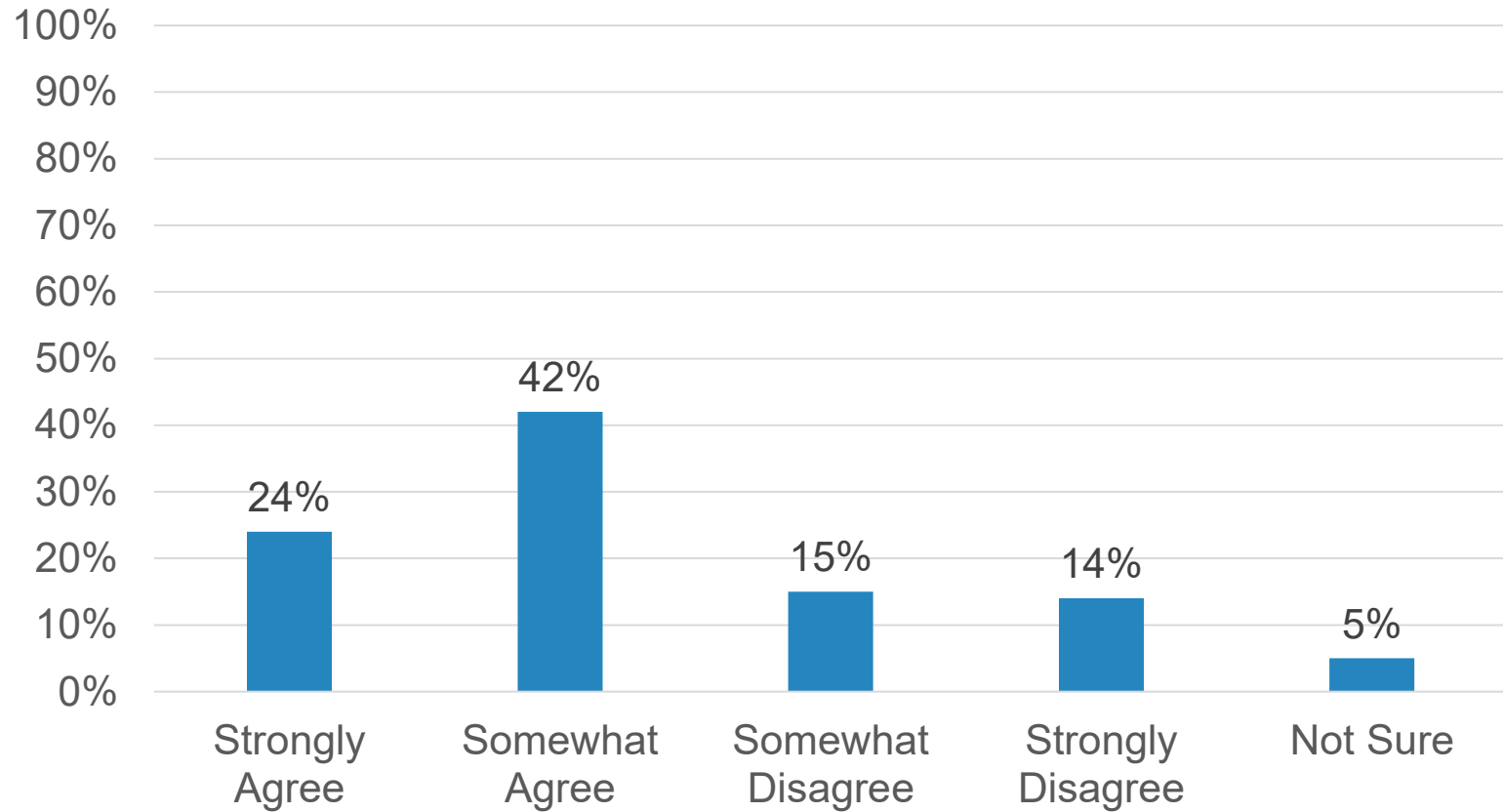
The Holy Spirit can tell me to do something which is forbidden in the Bible.



Lifewayresearch

Q23_3: "For each of the following statements, please indicate your level of agreement. **The Holy Spirit can tell me to do something which is forbidden in the Bible.**"

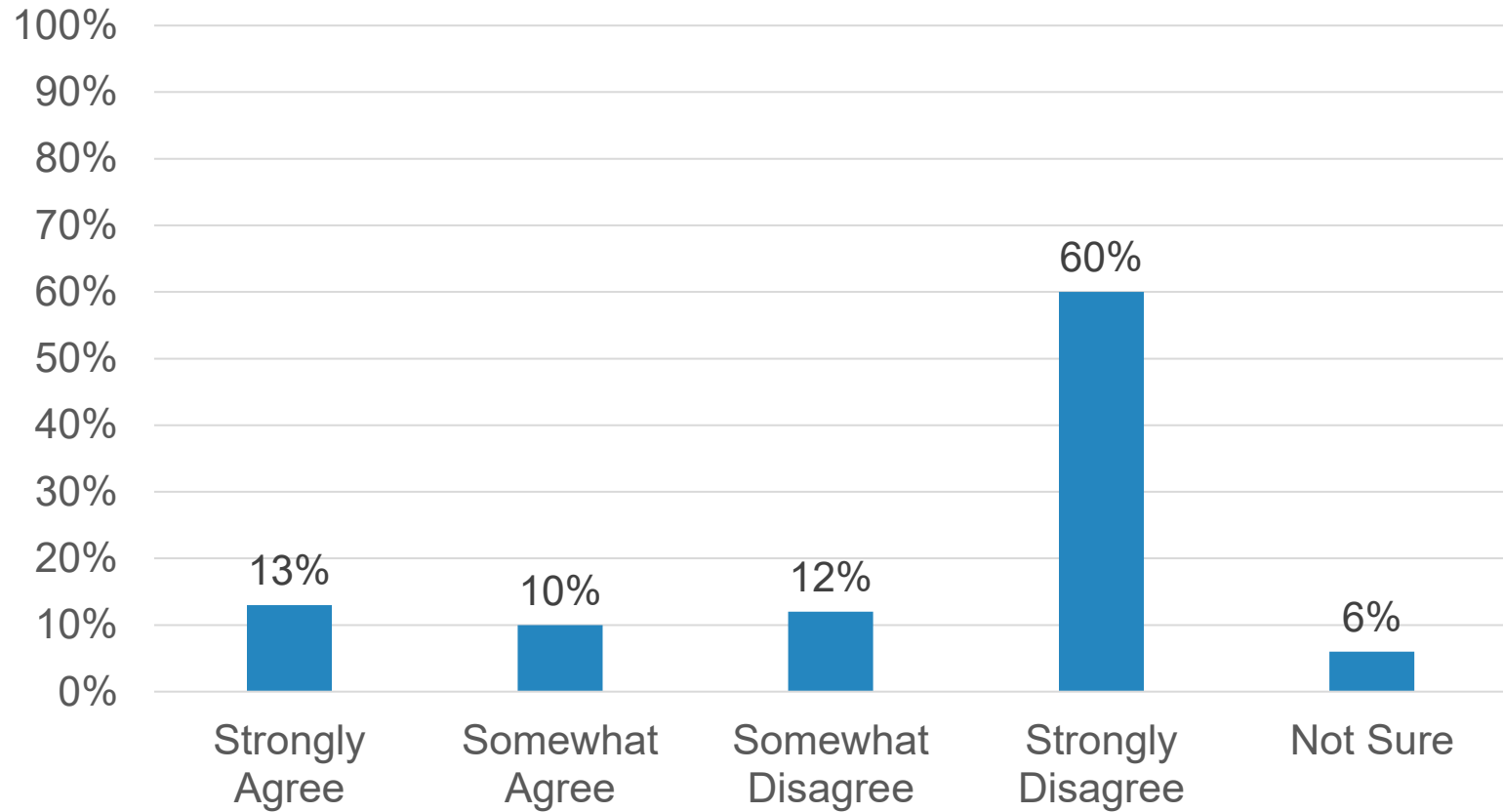
Everyone sins a little, but most people are good by nature.



Lifewayresearch

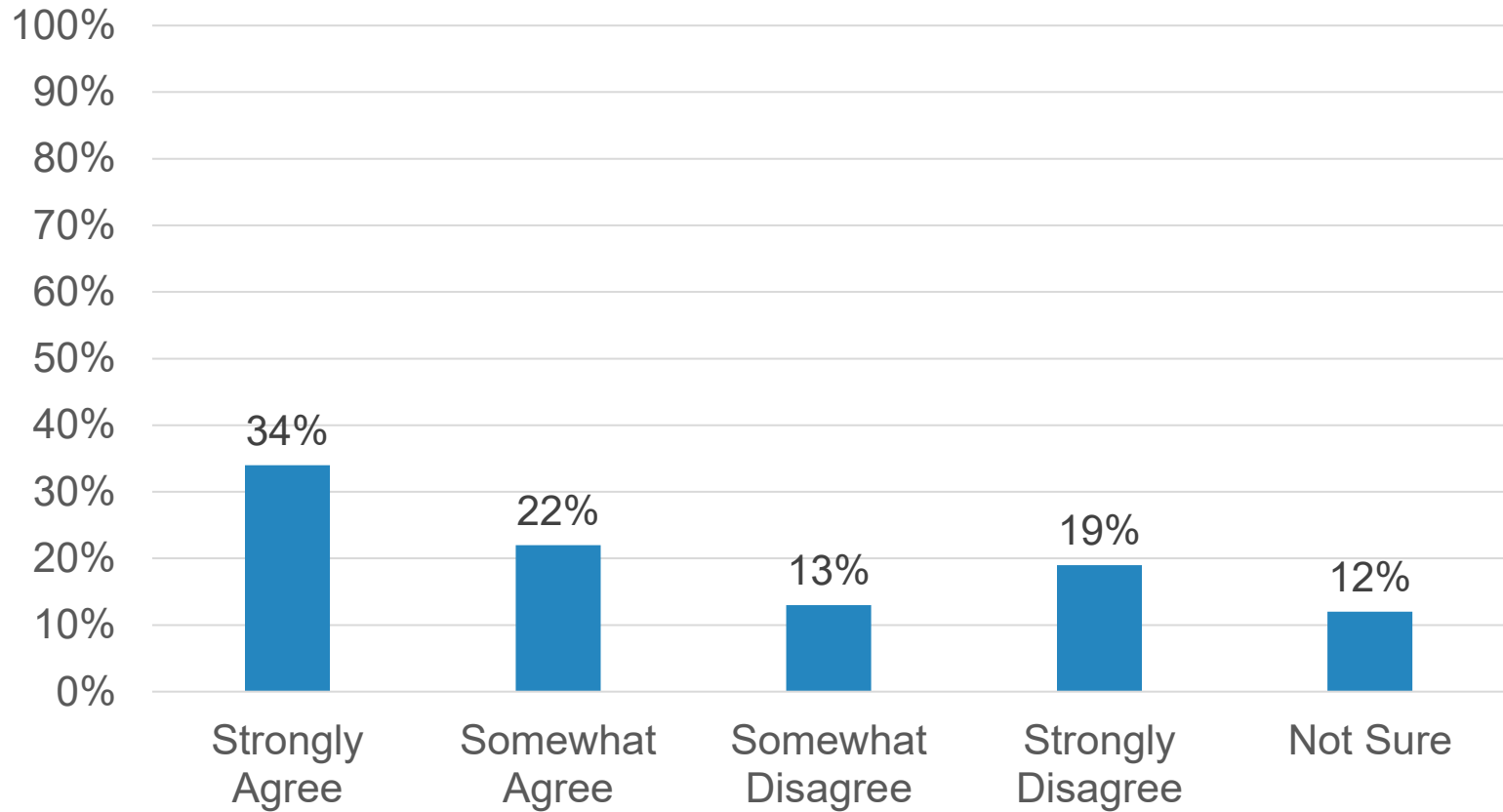
Q24_1: "For each of the following statements, please indicate your level of agreement. **Everyone sins a little, but most people are good by nature.**"

Even the smallest sin deserves eternal damnation.



Lifewayresearch

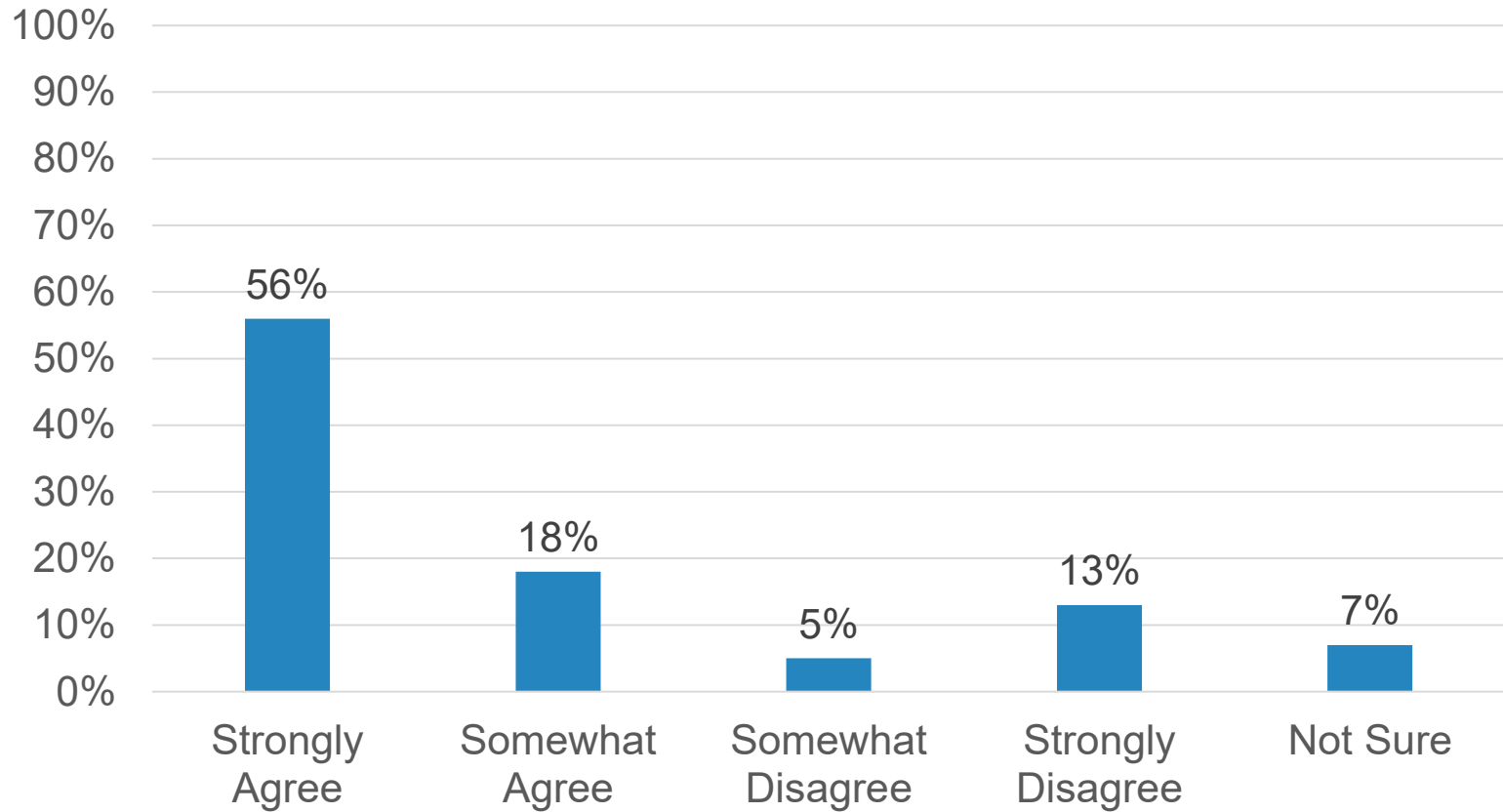
God counts a person as righteous not because of one's works but only because of one's faith in Jesus Christ.



Lifewayresearch

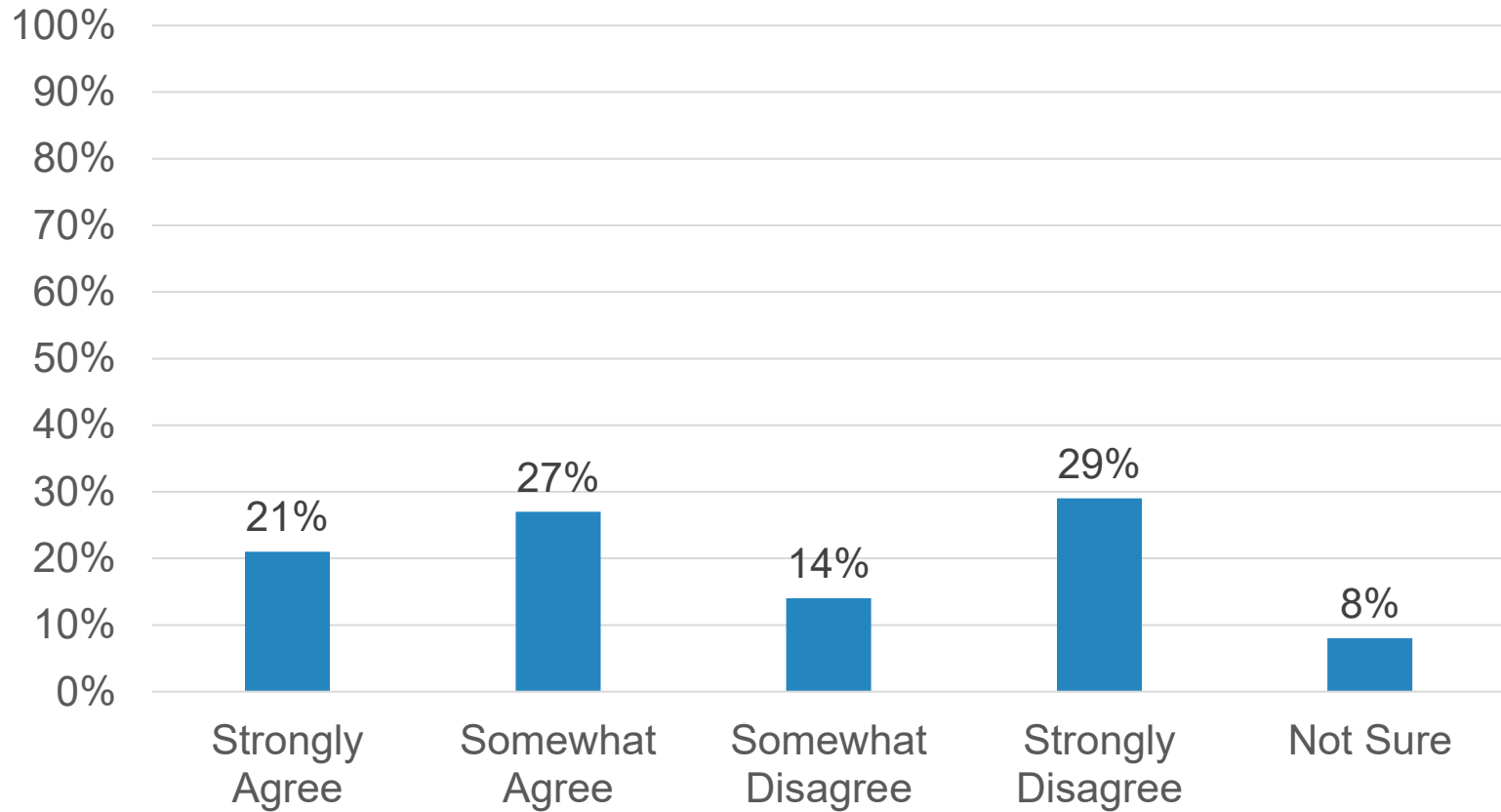
Q24_3: "For each of the following statements, please indicate your level of agreement. **God counts a person as righteous not because of one's works but only because of one's faith in Jesus Christ.**"

Everyone is born innocent in the eyes of God.



Lifewayresearch

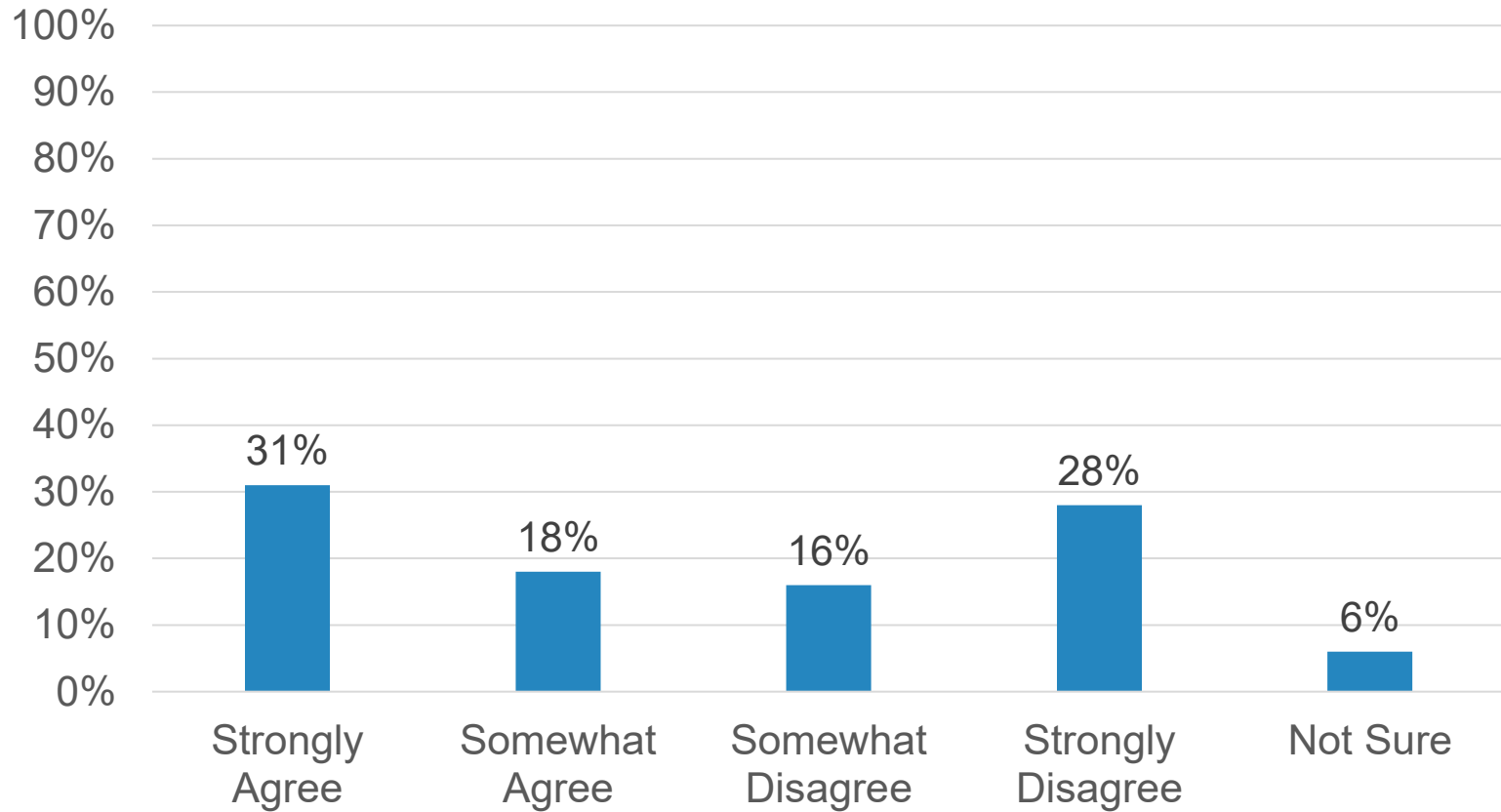
The Bible, like all sacred writings, contains helpful accounts of ancient myths but is not literally true.



Lifewayresearch

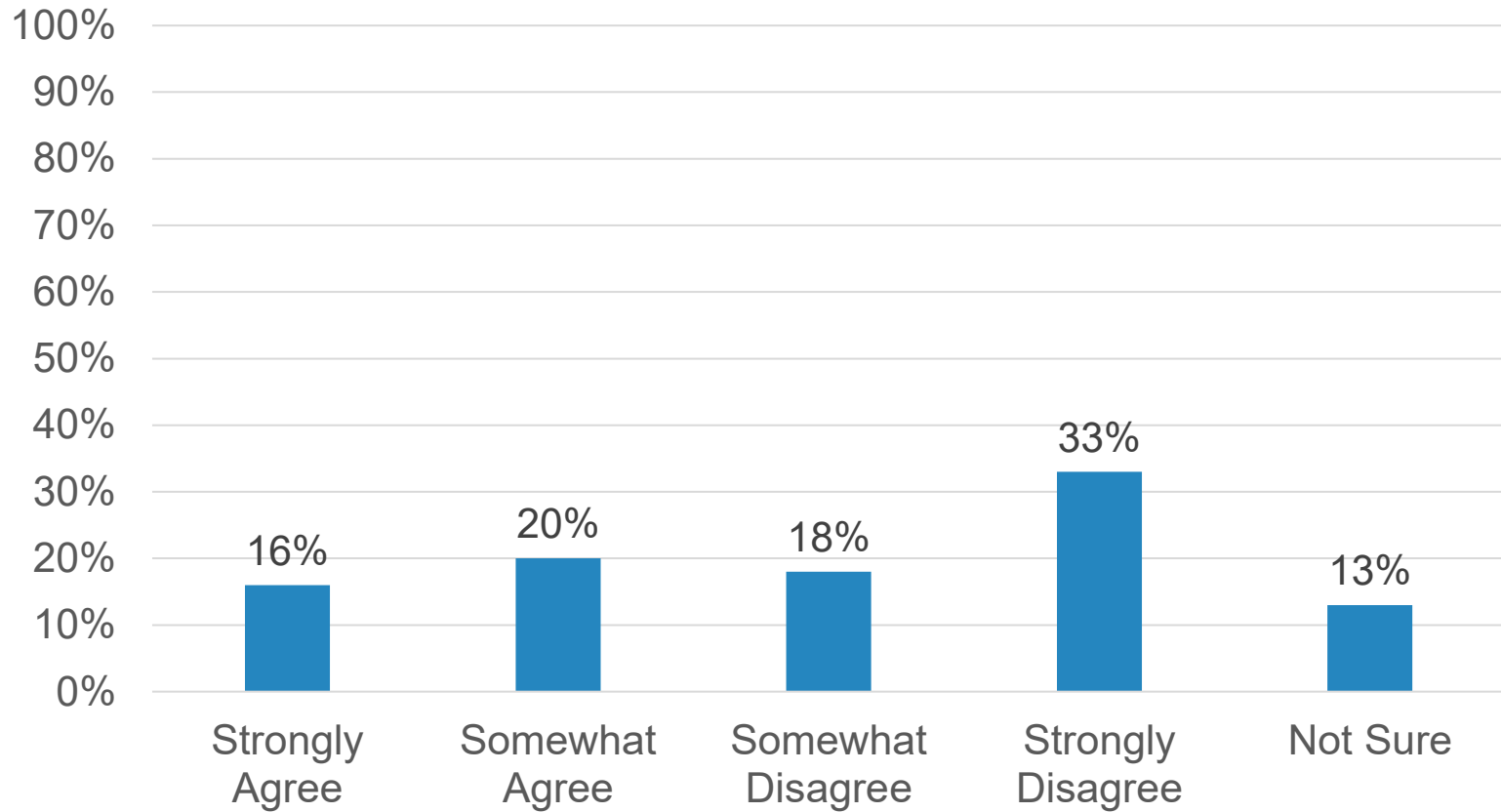
Q25_1: "For each of the following statements, please indicate your level of agreement. **The Bible, like all sacred writings, contains helpful accounts of ancient myths but is not literally true.**"

The Bible is 100% accurate in all that it teaches.



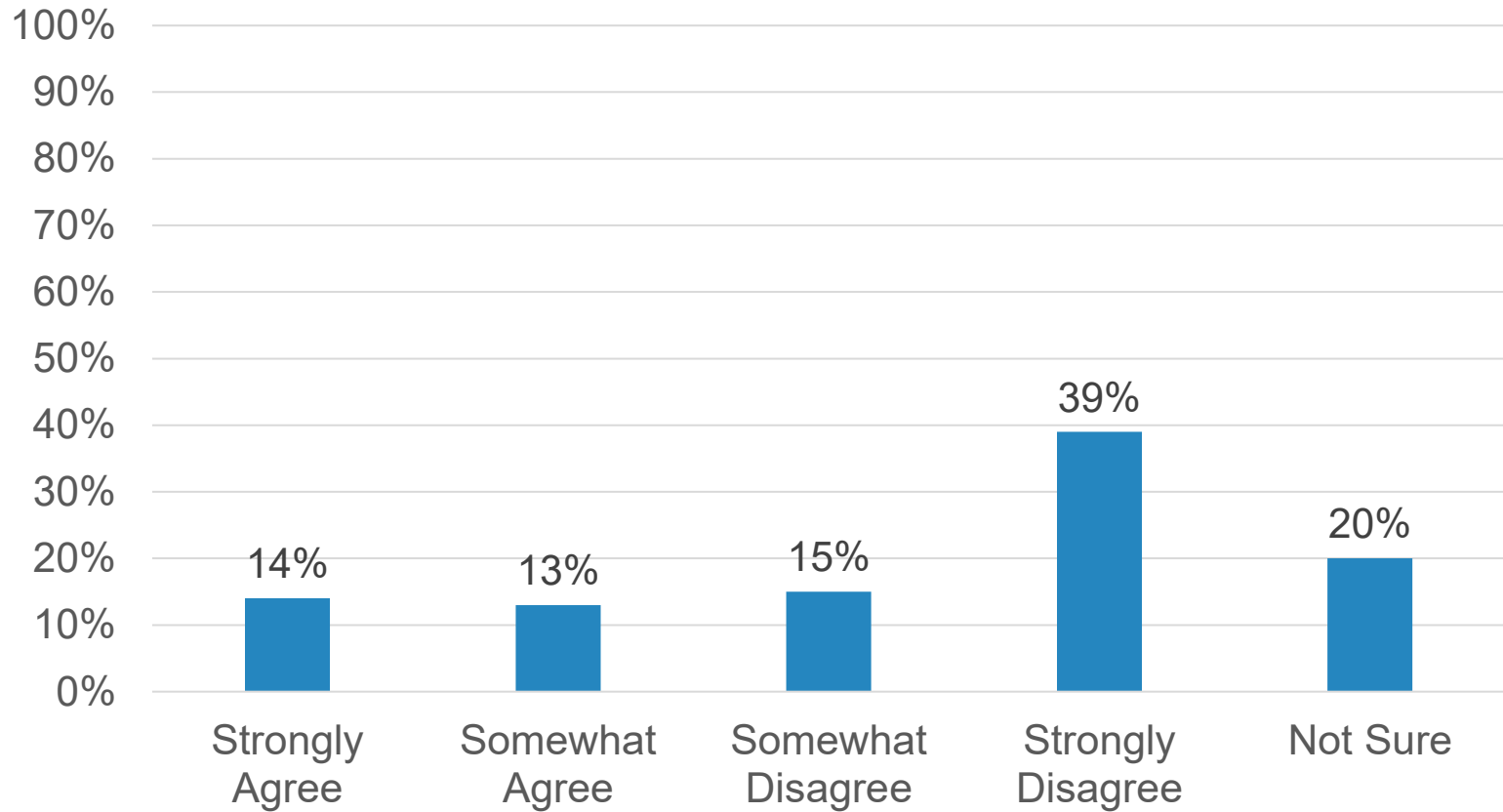
Lifewayresearch

Modern science disproves the Bible.



Lifewayresearch

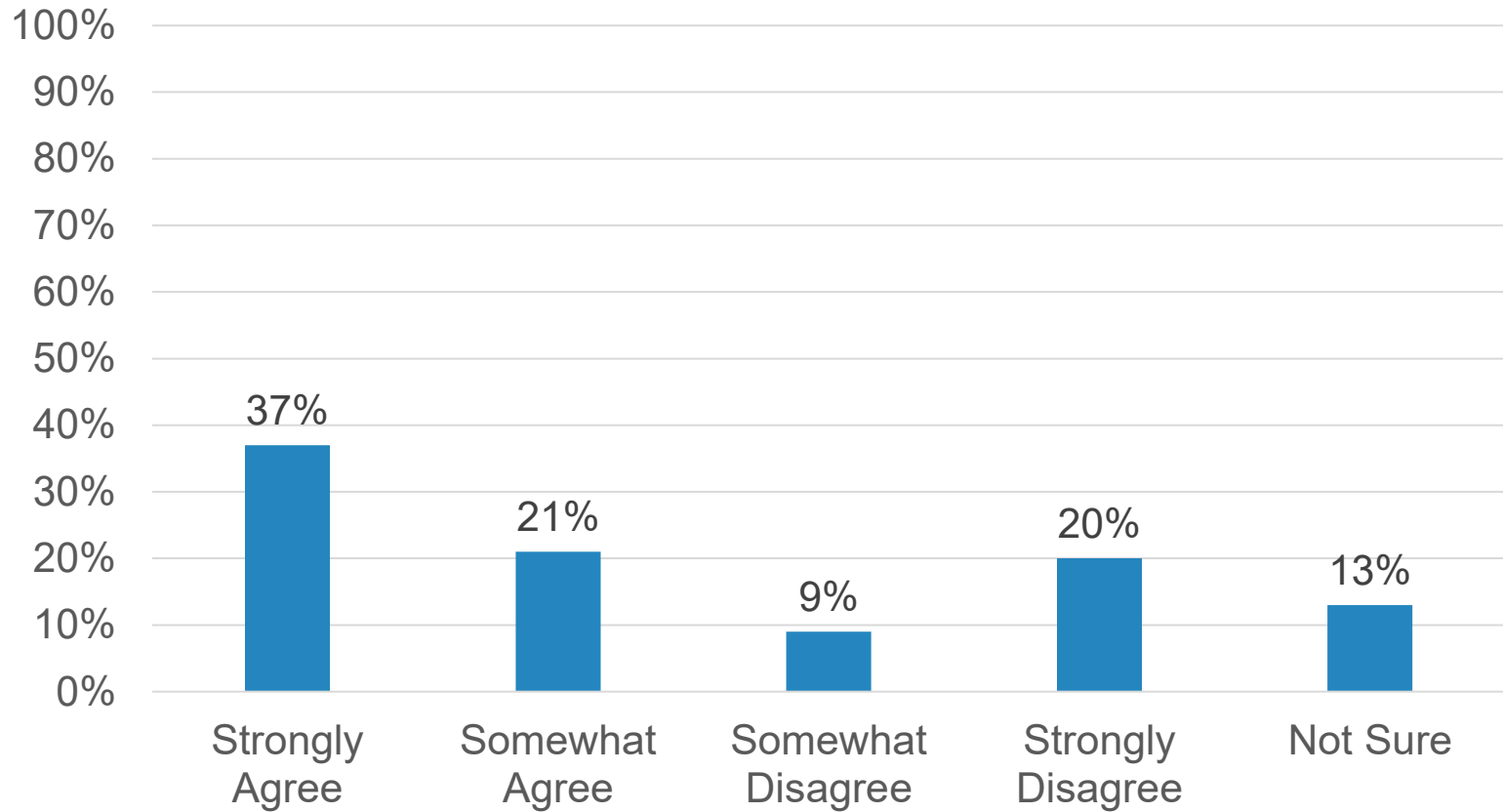
God chose the people he would save before he created the world.



Lifewayresearch

Q26_1: "For each of the following statements, please indicate your level of agreement. **God chose the people he would save before he created the world.**"

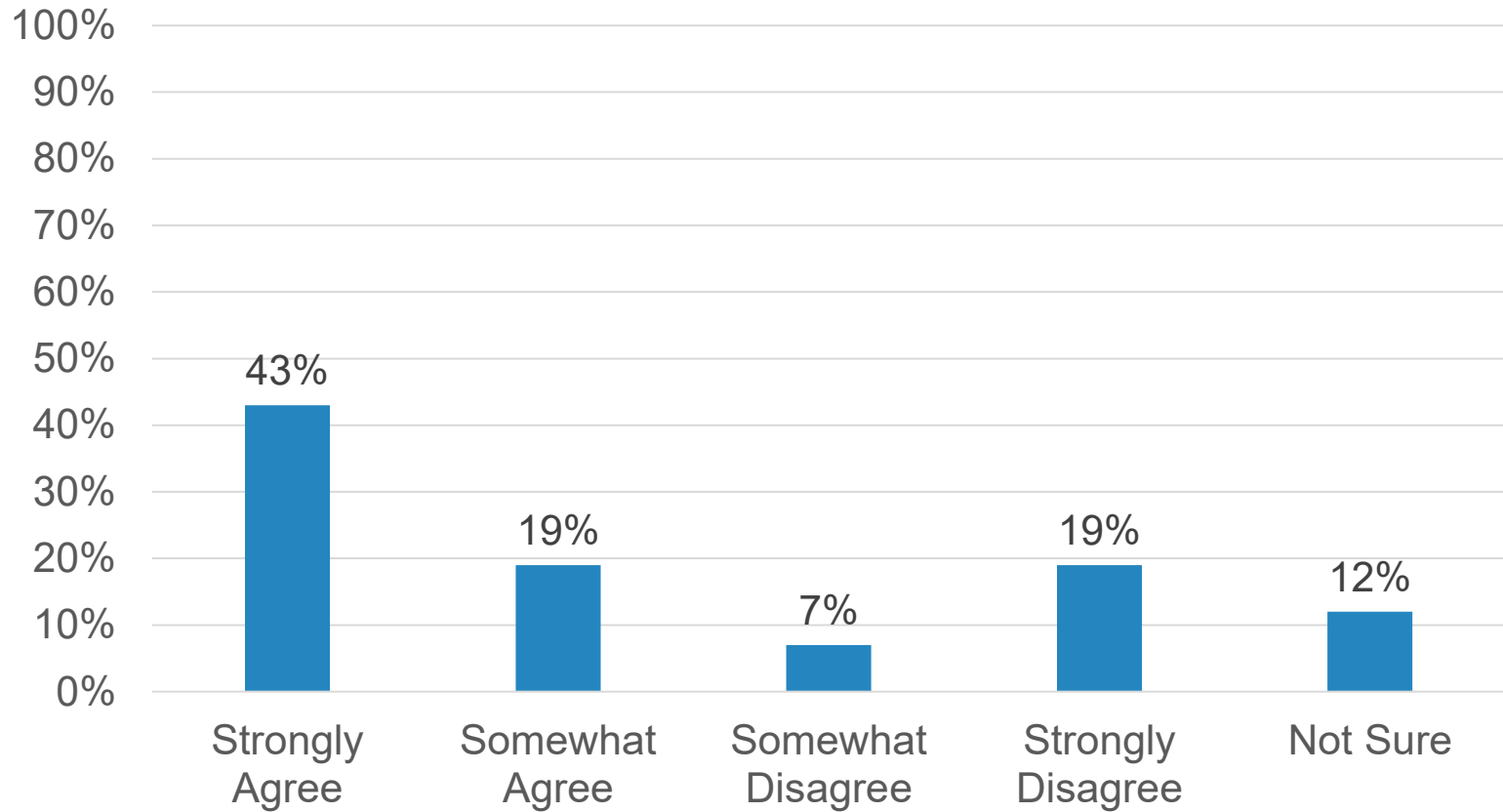
Hell is a real place where certain people will be punished forever.



Lifewayresearch

Q26_2: "For each of the following statements, please indicate your level of agreement. **Hell is a real place where certain people will be punished forever.**"

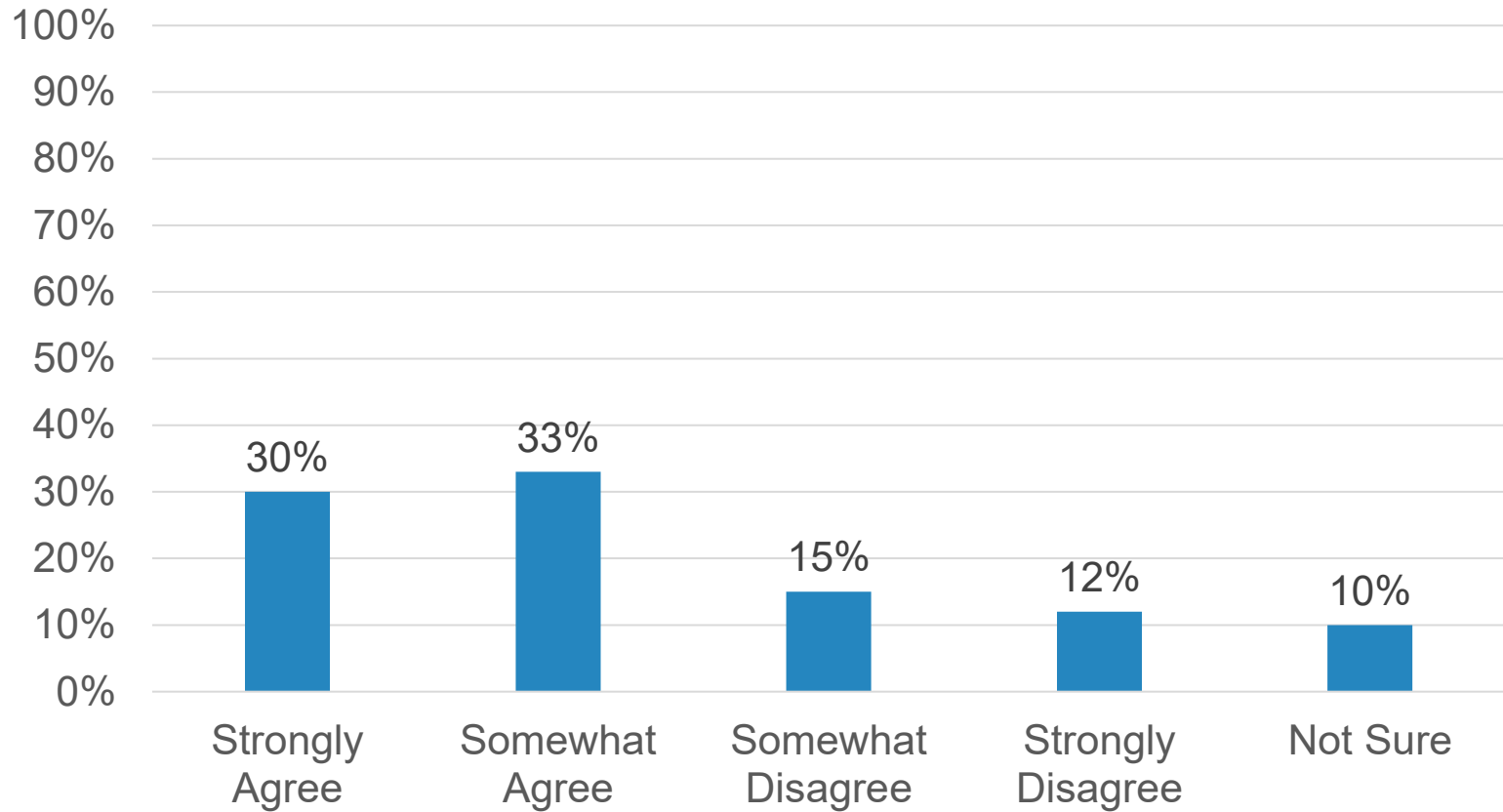
There will be a time when Jesus Christ returns to judge all the people who have lived.



Lifewayresearch

Q26_3: "For each of the following statements, please indicate your level of agreement. **There will be a time when Jesus Christ returns to judge all the people who have lived.**"

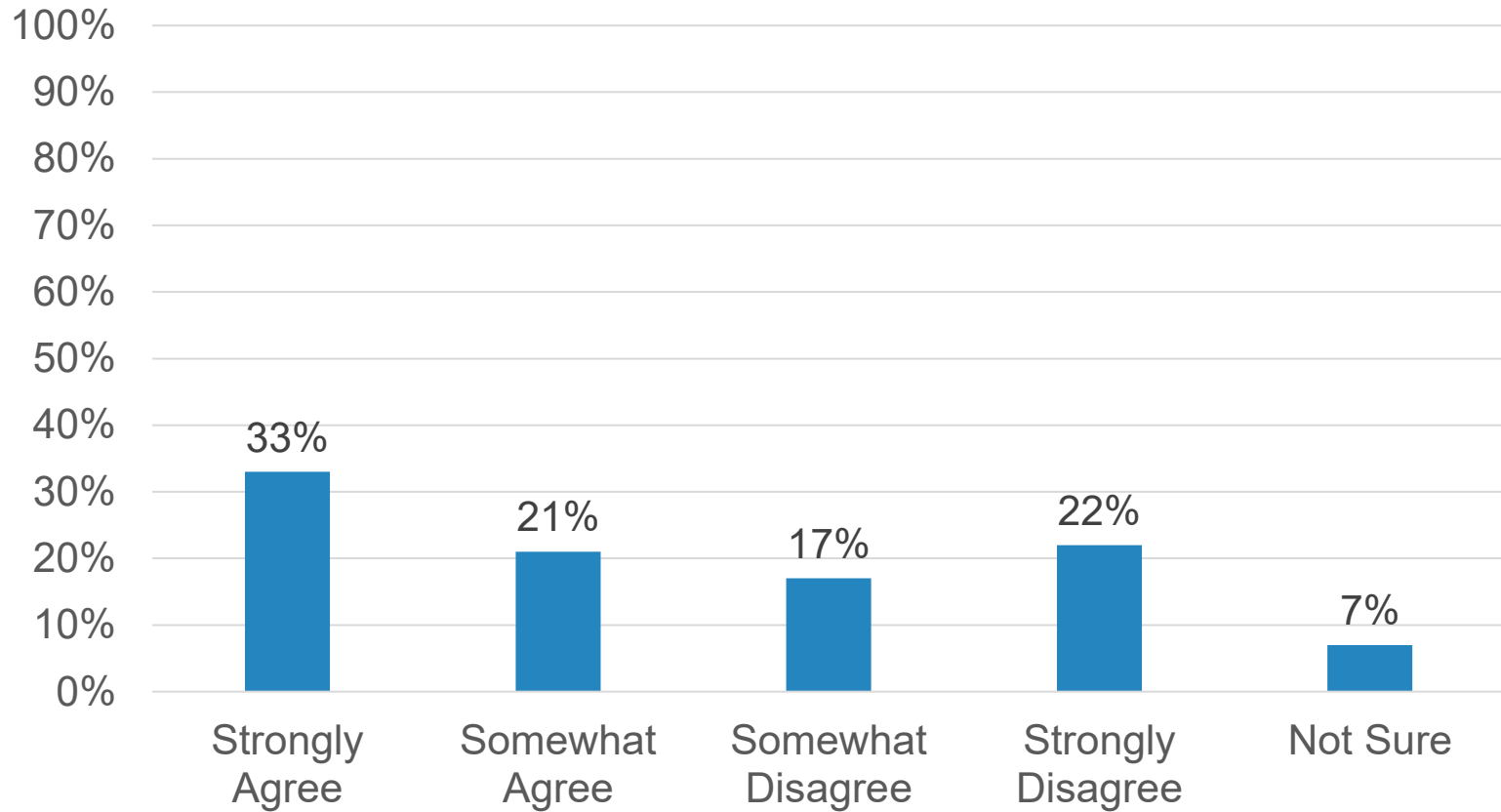
Worshiping alone or with one's family is a valid replacement for regularly attending church.



Lifewayresearch

Q27_1: "For each of the following statements, please indicate your level of agreement. **Worshiping alone or with one's family is a valid replacement for regularly attending church.**"

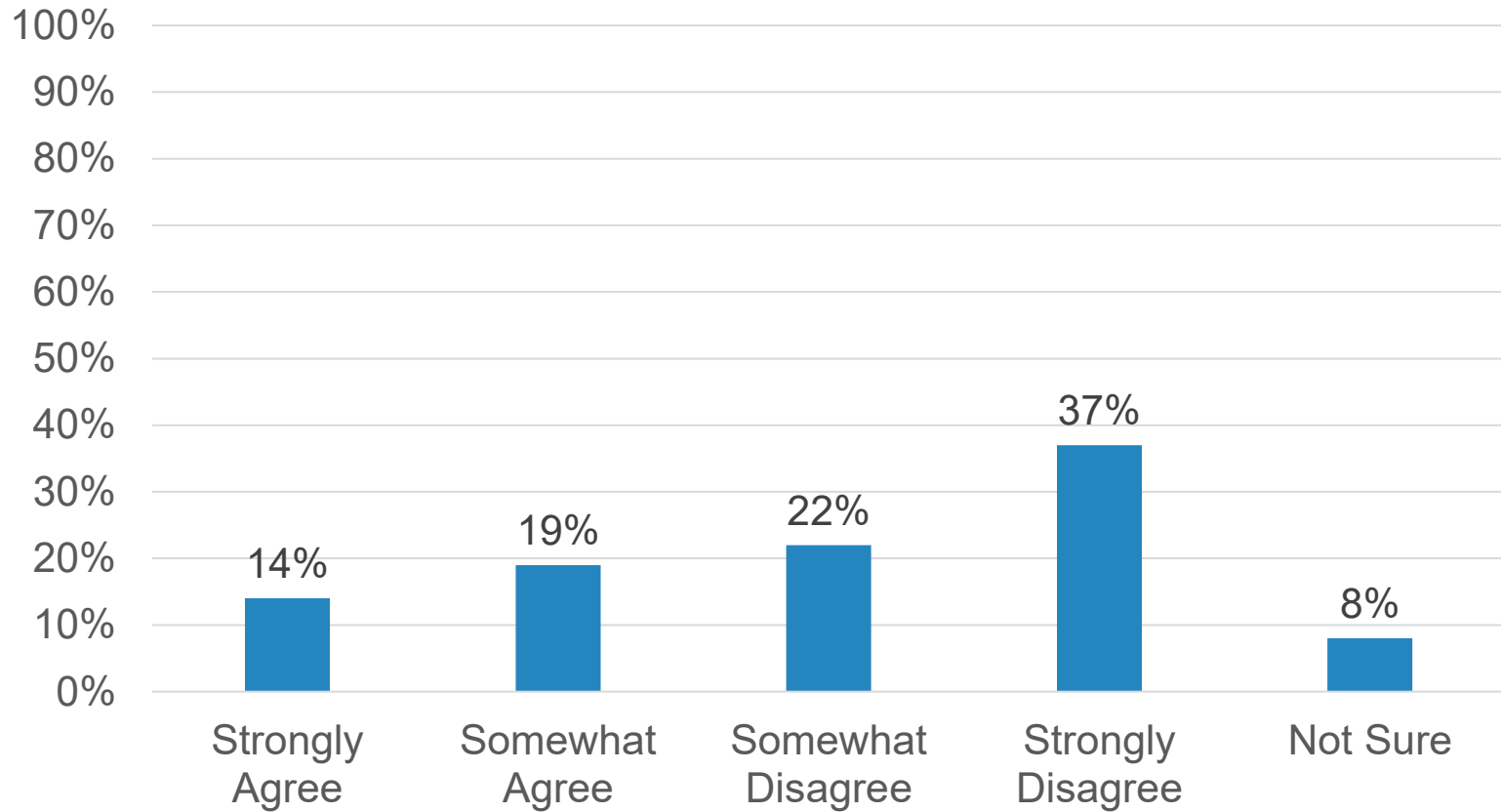
Christians should not allow their religious beliefs to influence their political decisions.



Lifewayresearch

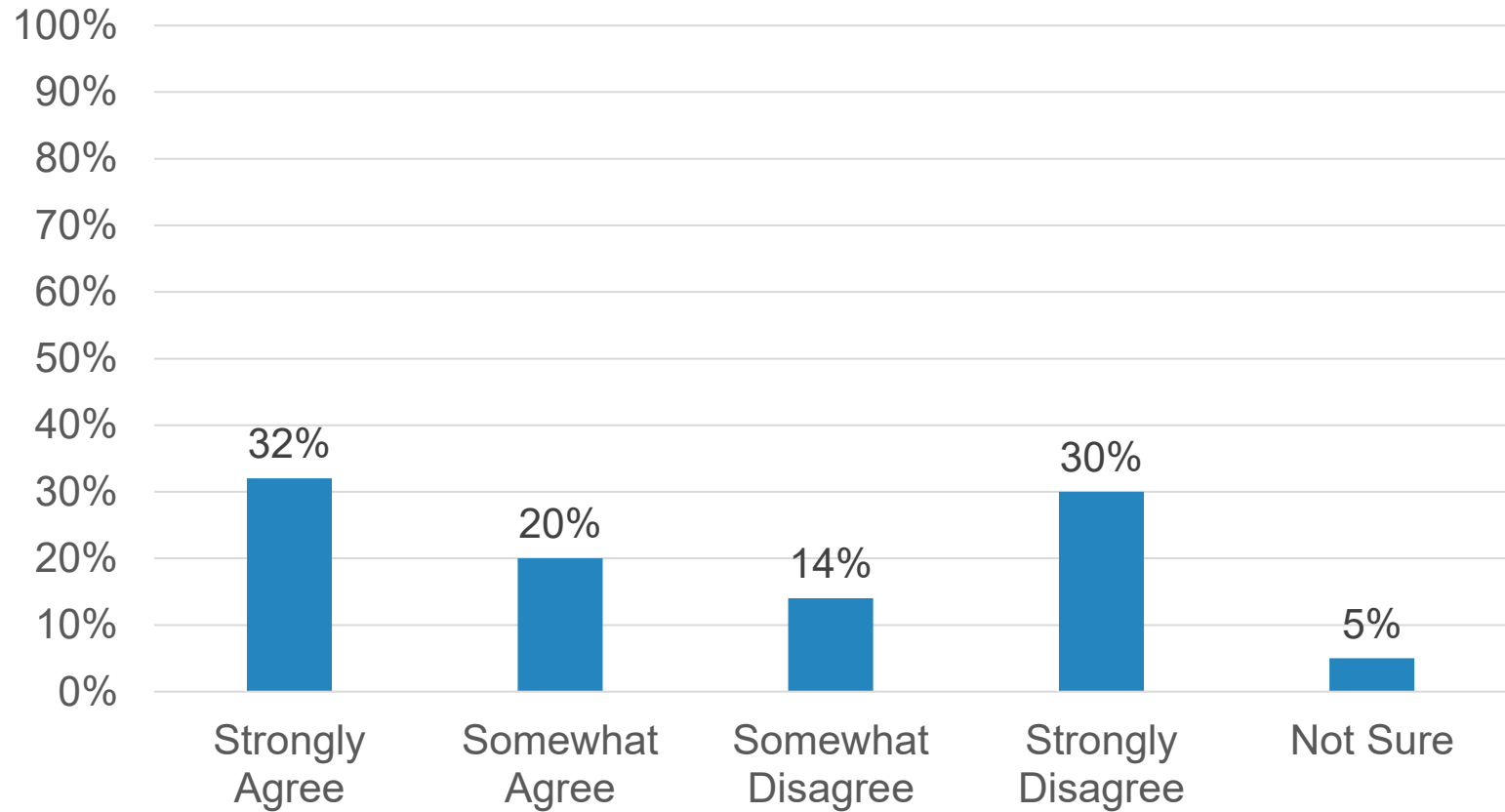
Q27_2: "For each of the following statements, please indicate your level of agreement. **Christians should not allow their religious beliefs to influence their political decisions.**"

Every Christian has an obligation to join a local church.



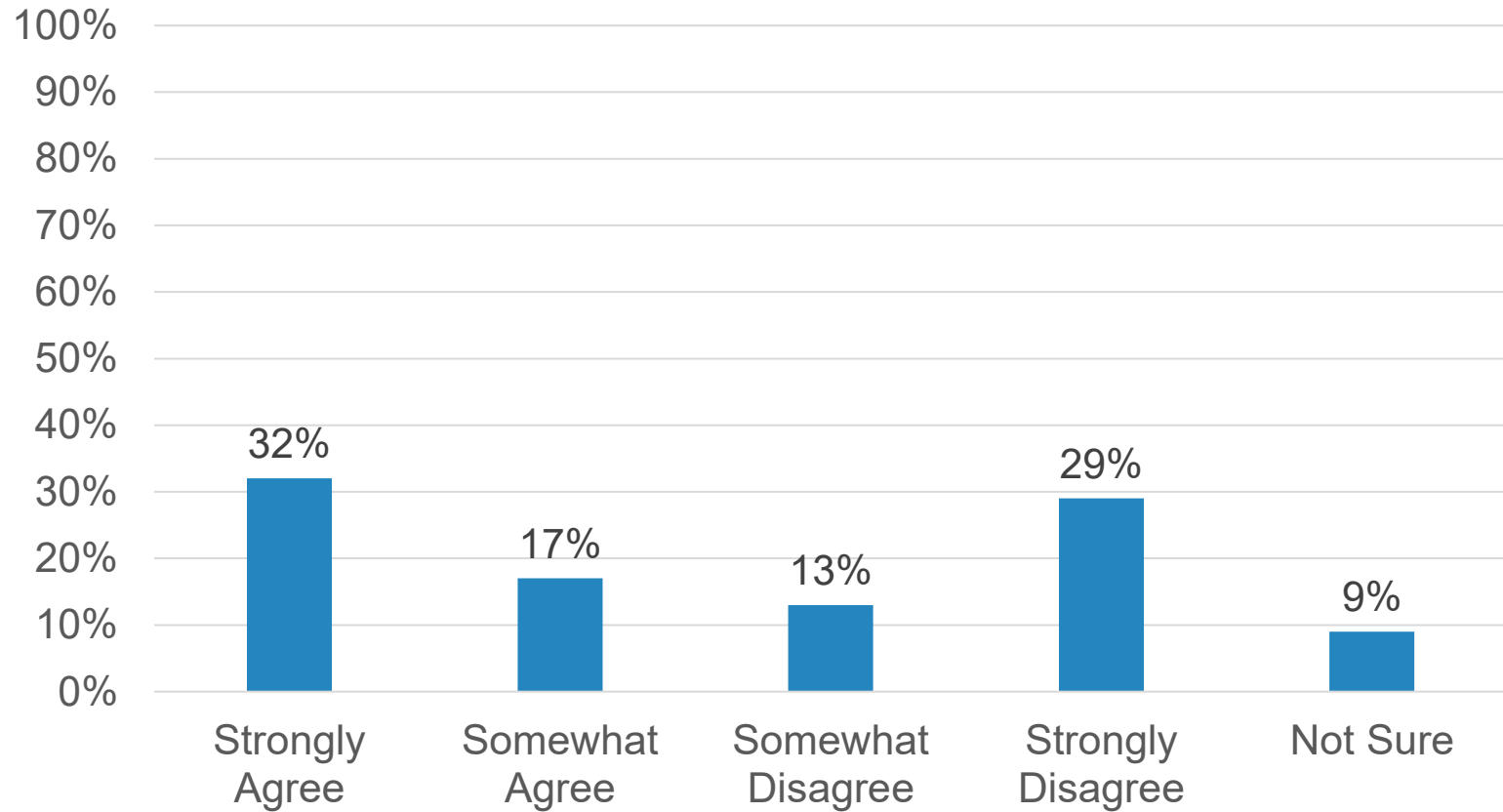
Lifewayresearch

Sex outside of traditional marriage is a sin.



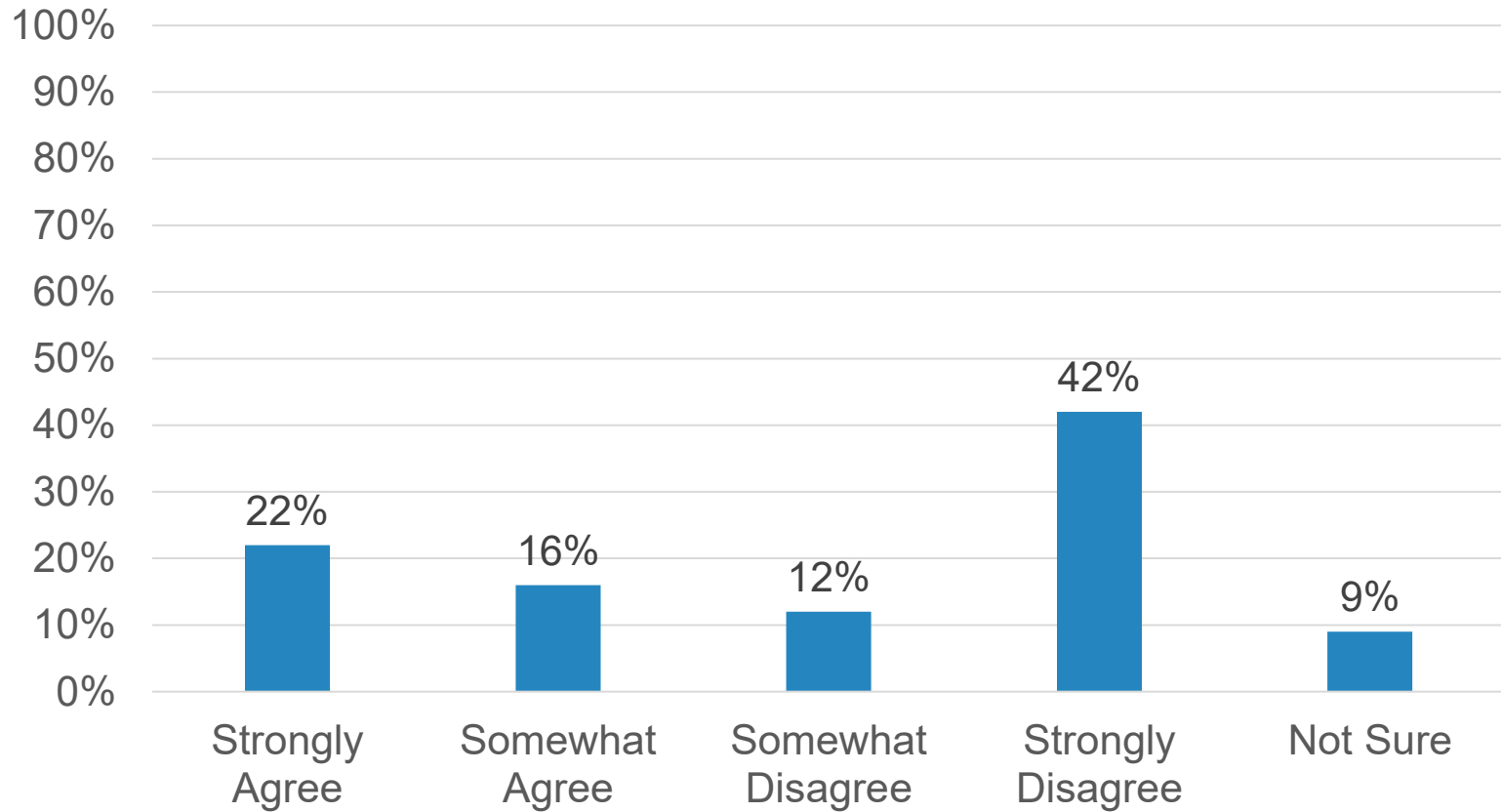
Lifewayresearch

Abortion is a sin.



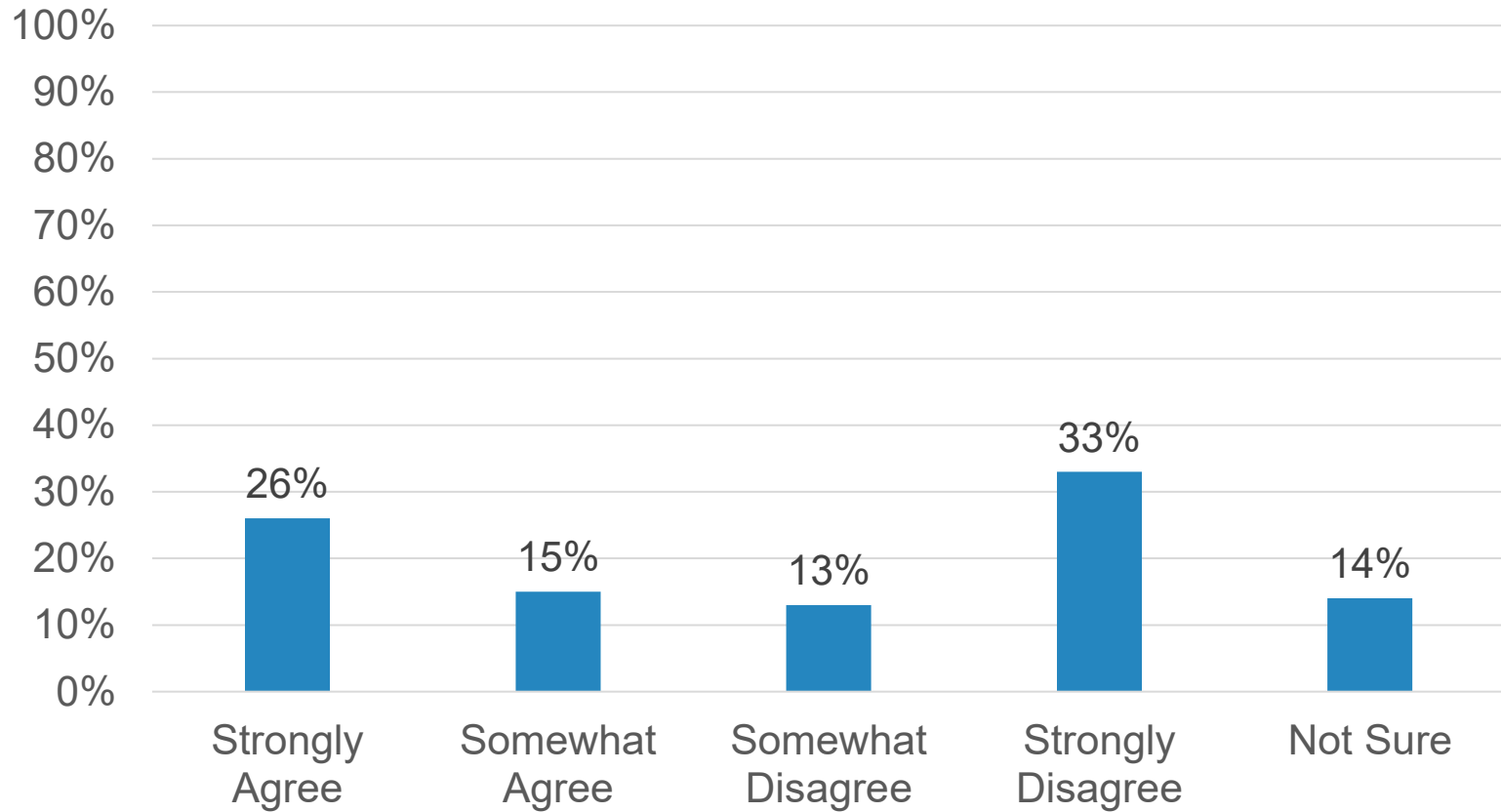
Lifewayresearch

People should be able to choose their gender regardless of their biological sex.



Lifewayresearch

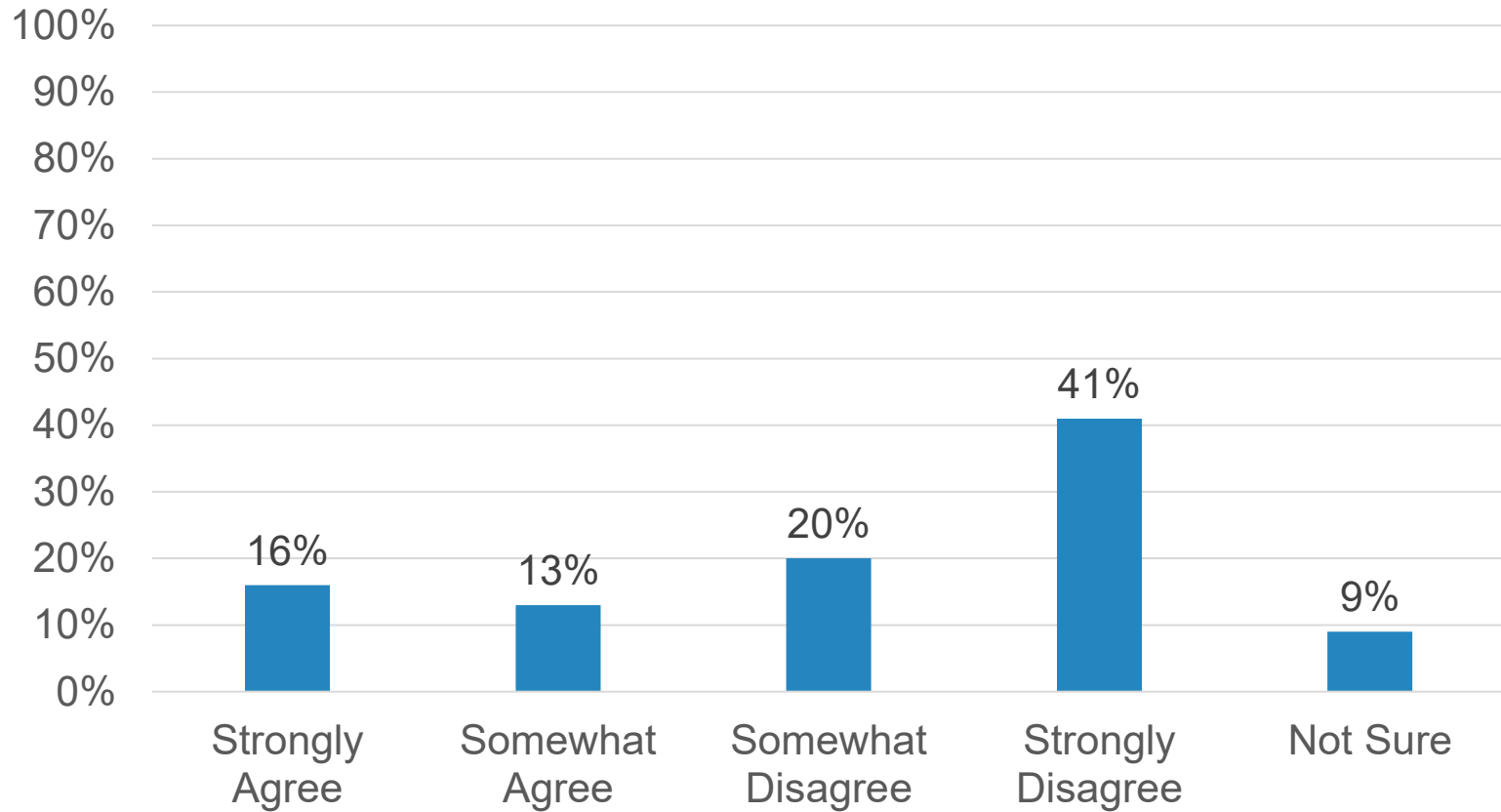
The Bible's condemnation of homosexual behavior doesn't apply today.



Lifewayresearch

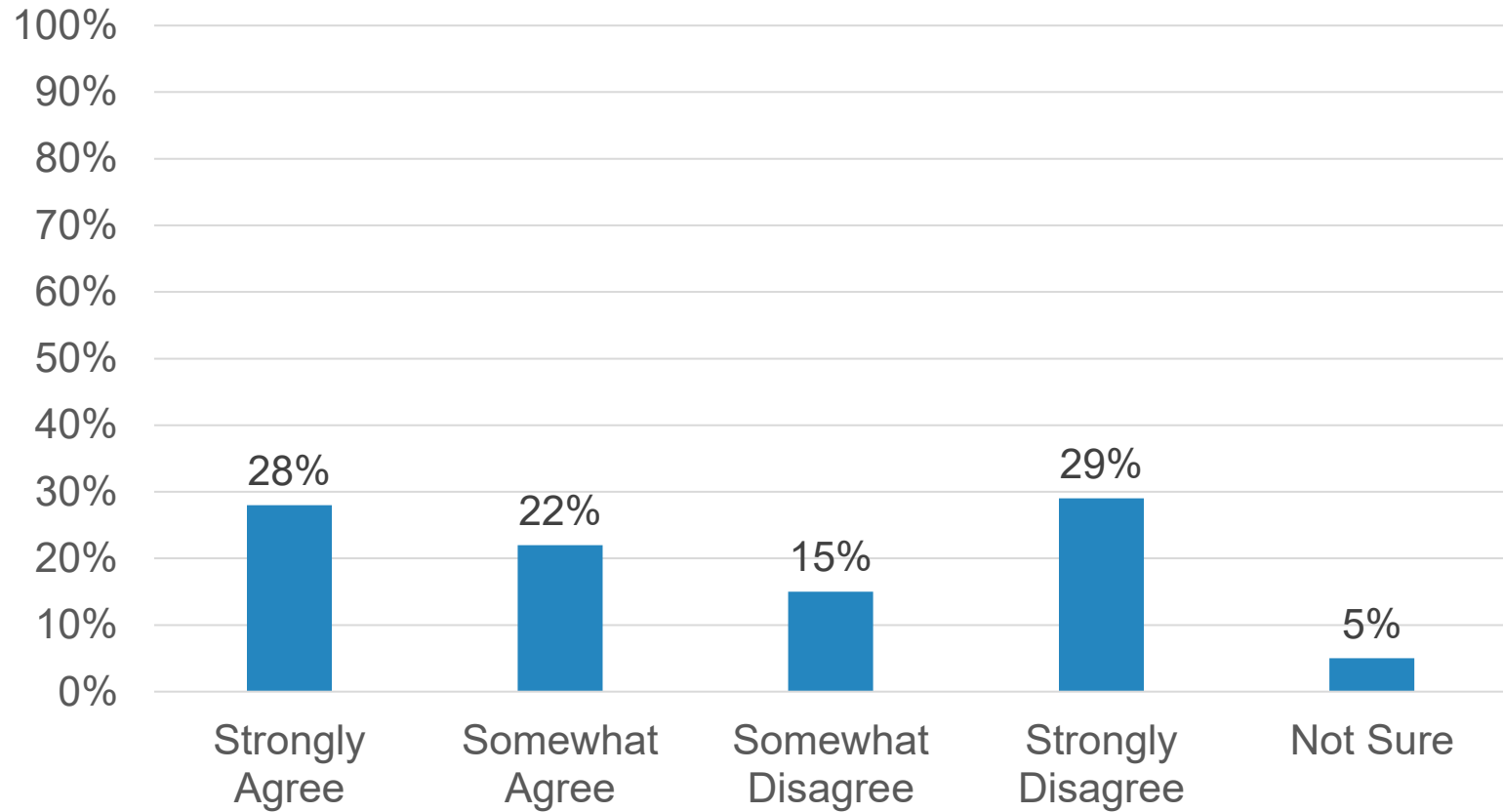
Q28_4: "For each of the following statements, please indicate your level of agreement. **The Bible's condemnation of homosexual behavior doesn't apply today.**"

God is unconcerned with my day-to-day decisions.



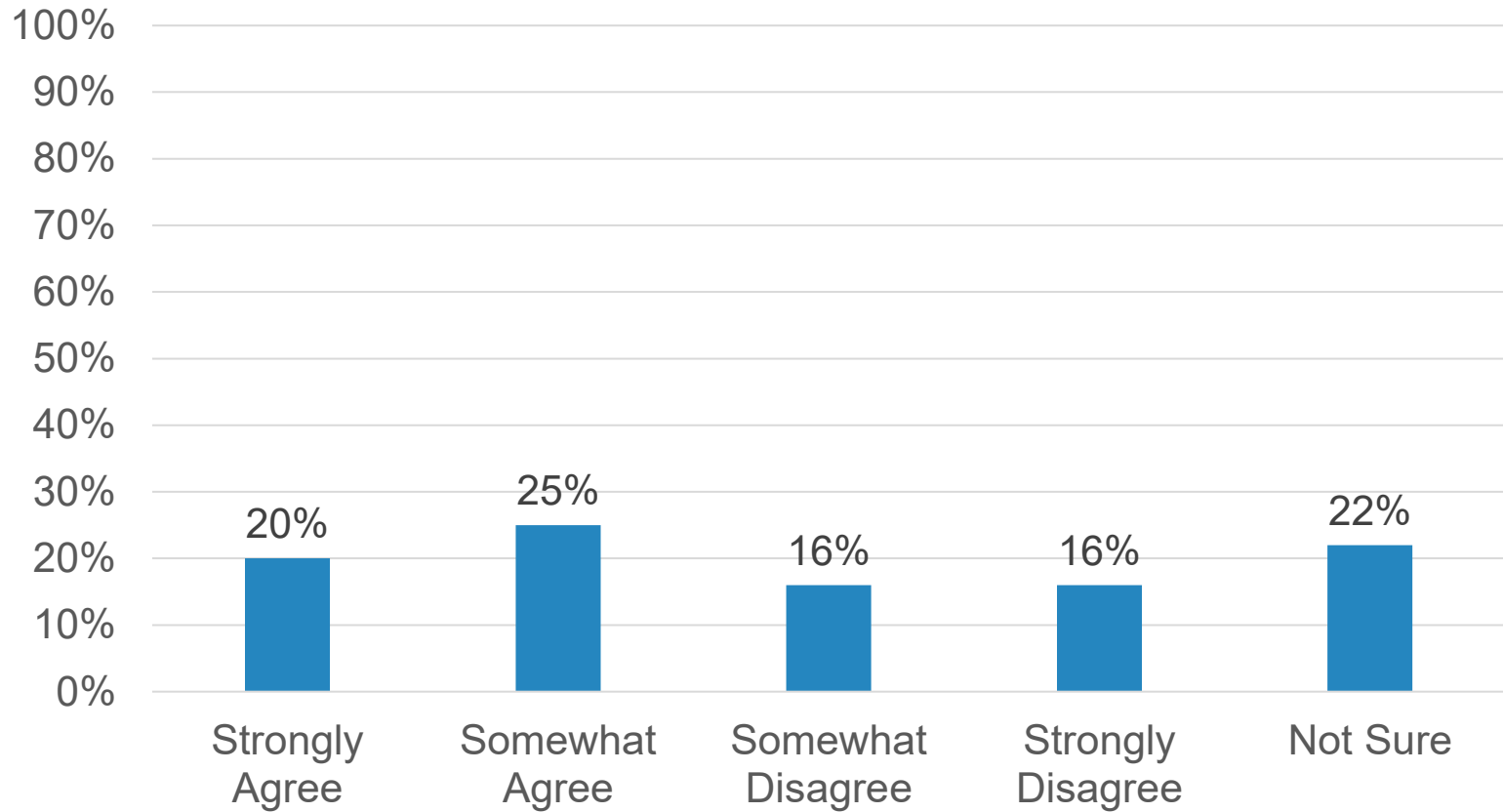
Lifewayresearch

The Bible has the authority to tell us what we must do.



Lifewayresearch

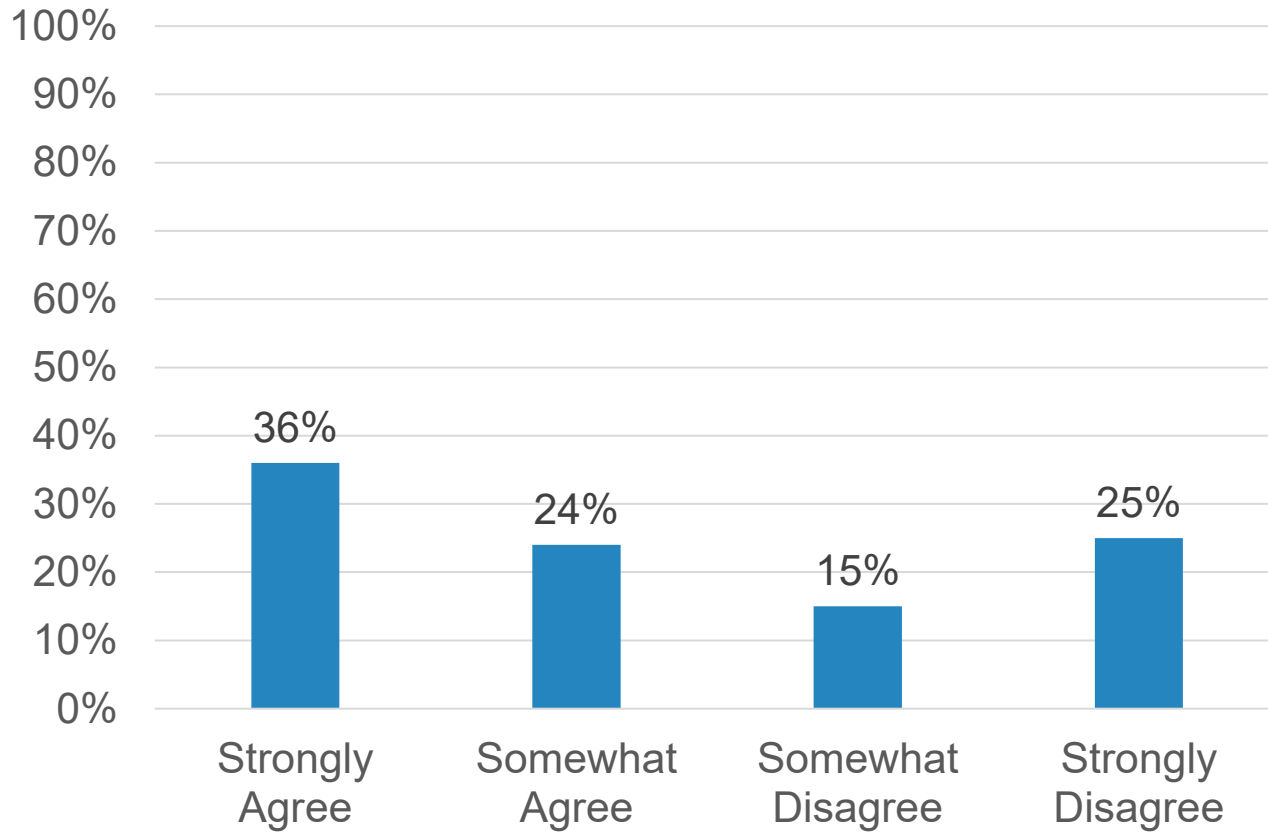
Religious belief is not about objective truth.



Lifewayresearch

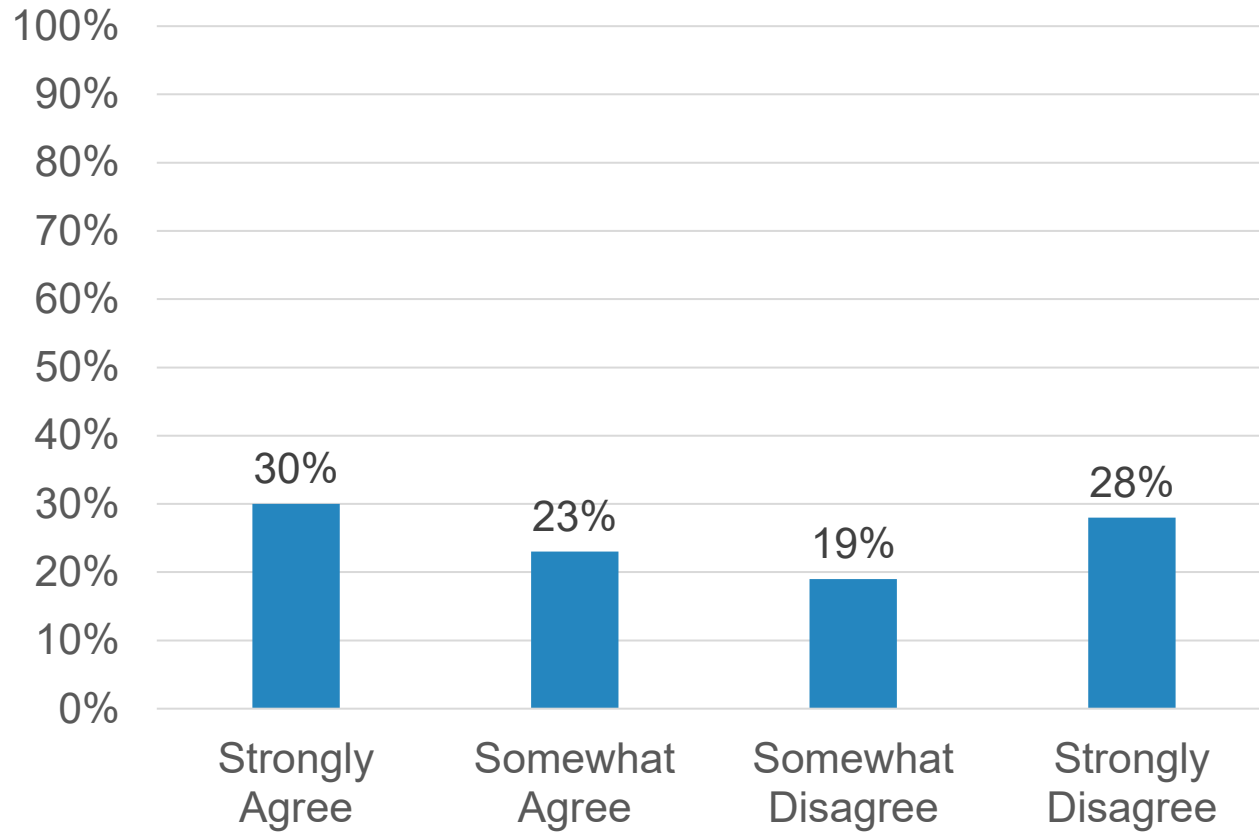
Q29_3: "For each of the following statements, please indicate your level of agreement. **Religious belief is not about objective truth.**"

The Bible is the highest authority for what I believe.



Lifewayresearch

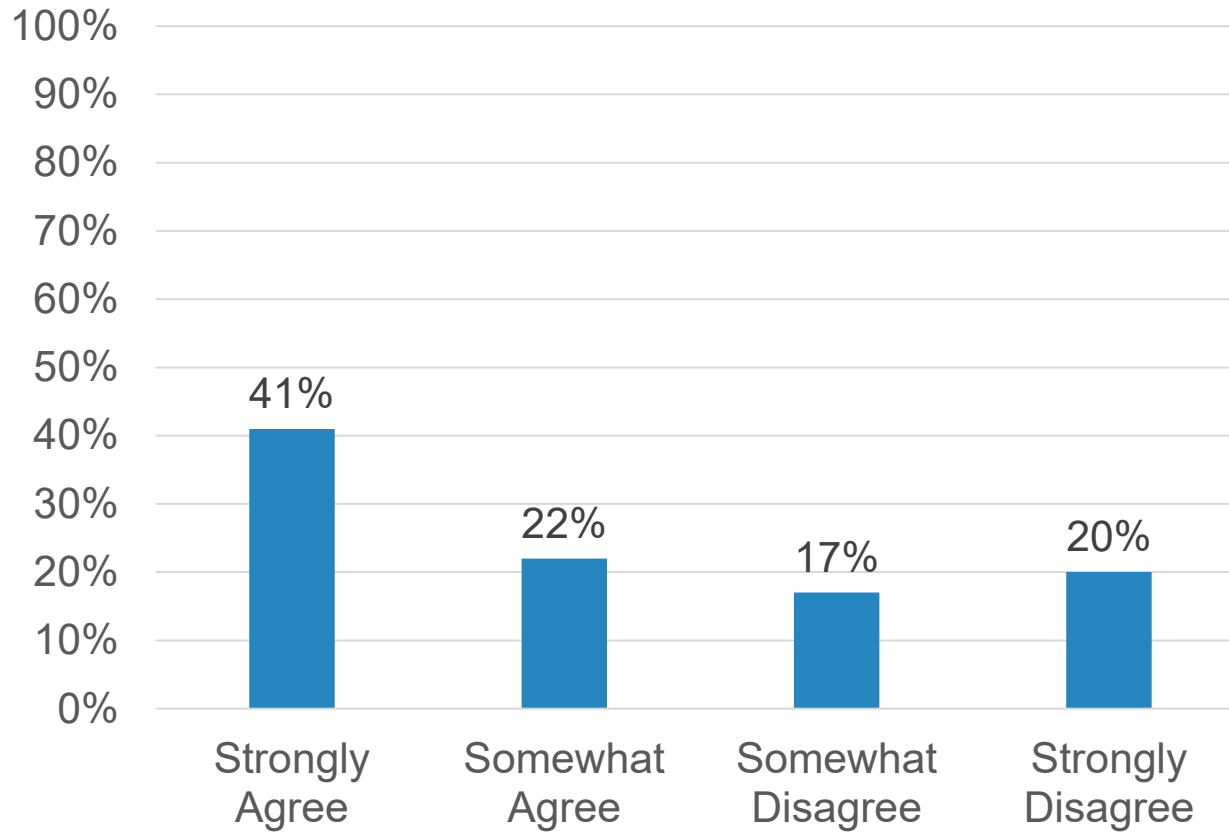
It is very important for me personally to encourage non-Christians to trust Jesus Christ as their Savior.



Lifewayresearch

Q30_2: "For each of the following statements, please indicate your level of agreement. It is very important for me personally to encourage non-Christians to trust Jesus Christ as their Savior."

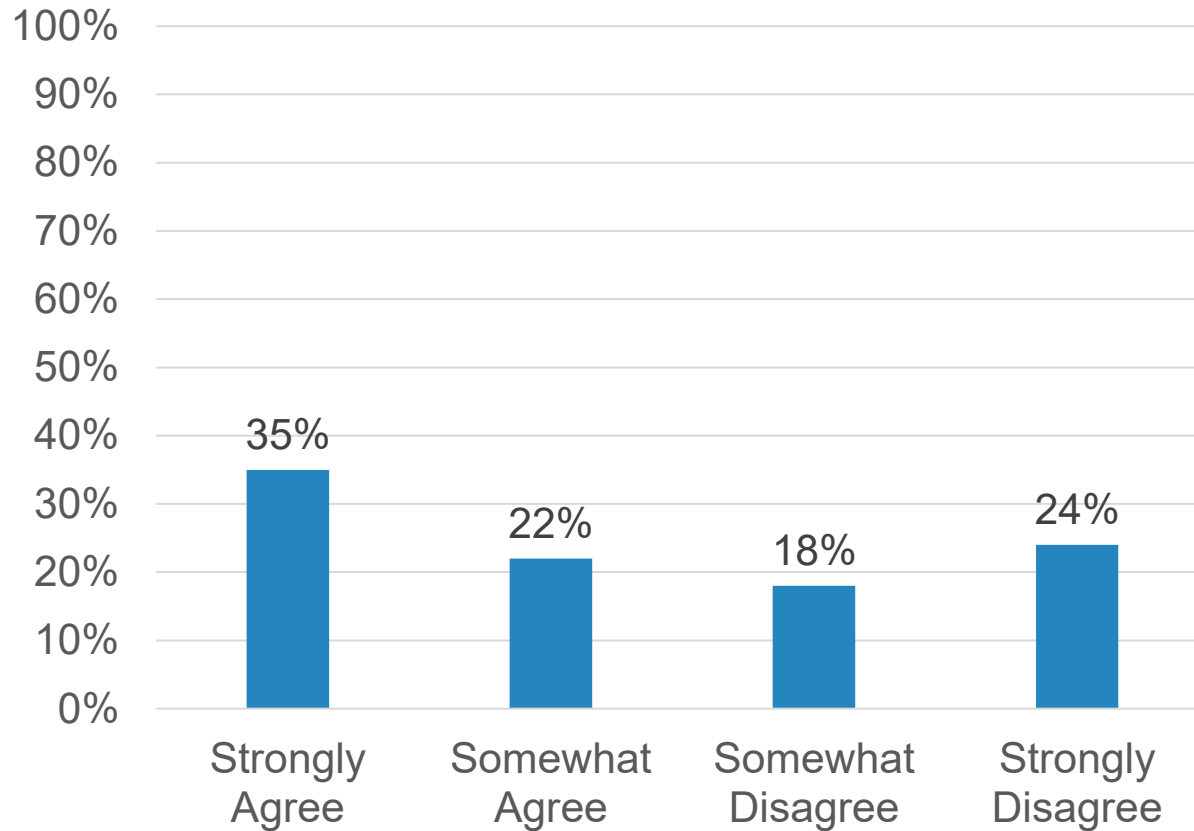
Jesus Christ's death on the cross is the only sacrifice that could remove the penalty of my sin.



Lifewayresearch

Q30_3: "For each of the following statements, please indicate your level of agreement. **Jesus Christ's death on the cross is the only sacrifice that could remove the penalty of my sin.**"

Only those who trust in Jesus Christ alone as their Savior receive God's free gift of eternal salvation.



Lifewayresearch

Q30_4: "For each of the following statements, please indicate your level of agreement. **Only those who trust in Jesus Christ alone as their Savior receive God's free gift of eternal salvation.**"

Significant Differences

Region

Age

Gender

Education Level

Household Income

Location

Religious Service Attendance

Christian Religious Traditions

Evangelical Beliefs

Significant Differences

Comparisons were made to determine if there are any significant statistical differences among region of the country, age, gender, education level, and household income.

Region	Age	Gender	Education	HH Income
Northeast	18-34	Male	High School graduate or less	Less than \$25,000
Midwest	35-49	Female	Some college	\$25- \$49,999
South	50-64		Bachelor's Degree	\$50- \$74,999
West	65+		Graduate Degree	\$75- \$99,99
				\$100,000-\$149,000
				\$150,000 or more

Note: Region is defined by the US Census locations

Significant Statistical Differences

Comparisons were made to determine if there are any significant statistical differences among locations, religious service attendance, Christian religious traditions, and Evangelical beliefs.

Location	Religious Service Attendance	Christian Religious Traditions	Evangelical Beliefs
Large city (100,000 or more)	At least once or twice a month	Evangelical	Yes
Small city (less than 100,000)	Less than once a month	Black Protestant	No
Suburb		Mainline	
Rural Area		Catholic	

“God is a perfect being and cannot make a mistake.”

- Americans in the South are the most likely to Agree (81%)
- Americans age 35-49 (76%) and 50-64 (78%) are more likely to Agree than 18-34 (54%) and 65+ (58%)
- Americans who attend a religious service at least once or twice a month are more likely to Agree than those who do not (92% v. 47%)
- Evangelicals (93%) and Black Protestants (91%) are more likely to Agree than Mainlines (80%) and Catholics (75%)
- Americans with Evangelical Beliefs are more likely to Agree than those without Evangelical Beliefs (97% v. 59%)

“There is one true God in three persons: God the Father, God the Son, and God the Holy Spirit.”

- Americans in the South are the most likely to Agree (84%)
- Americans age 50-64 are the most likely to Agree (83%)
- Americans who attend a religious service at least once or twice a month are more likely to Agree than those who do not (92% v. 55%)
- Americans with Evangelical Beliefs are more likely to Agree than those without Evangelical Beliefs (97% v. 64%)

“God accepts the worship of all religions, including Christianity, Judaism, and Islam.”

- Americans in the Northeast are the most likely to Agree (71%)
- Evangelicals are the most likely to Disagree (41%)
- Americans with Evangelical Beliefs are more likely to Disagree than those without Evangelical Beliefs (45% v. 18%)

“God is unchanging.”

- Americans in the South are the most likely to Agree (80%)
- Americans age 35-49 (77%) and 50-64 (78%) are more likely to Agree than 18-34 (58%) and 65+ (61%)
- Americans who attend a religious service at least once or twice a month are more likely to Agree than those who do not (90% v. 53%)
- Evangelicals (92%) and Black Protestants (88%) are more likely to Agree than Mainlines (79%) and Catholics (76%)
- Americans with Evangelical Beliefs are more likely to Agree than those without Evangelical Beliefs (95% v. 62%)

“Biblical accounts of the physical (bodily) resurrection of Jesus are completely accurate. This even actually occurred.”

- Americans in the South are the most likely to Agree (78%)
- Americans age 50-64 are the most likely to Agree (78%)
- Americans who are High School Graduates or less are the least likely to Disagree (17%)
- Americans in a rural area are the most likely to Agree (74%)
- Americans who attend a religious service at least once or twice a month are more likely to Agree than those who do not (90% v. 46%)
- Evangelicals are the most likely to Agree (94%)
- Americans with Evangelical Beliefs are more likely to Agree than those without Evangelical Beliefs (98% v. 57%)

“God loves all people the same way.”

- Americans in the South are the most likely to Agree (91%)
- Americans age 35-49 (88%) and 50-64 (90%) are more likely to Agree than 18-34 (78%) and 65+ (76%)
- Americans who attend a religious service at least once or twice a month are more likely to Agree than those who do not (94% v. 75%)
- Americans with Evangelical Beliefs are more likely to Agree than those without Evangelical Beliefs (94% v. 80%)

“Jesus was a great teacher, but he was not God.”

- Americans in the South are the most likely to Disagree (45%)
- Americans age 50-64 (48%) are more likely to Disagree than 18-34 (30%) and 65+ (41%)
- Americans in a large city (53%) or a small city (52%) are more likely to Agree than those in a suburb (46%) or a rural area (43%)
- Americans who attend a religious service at least once or twice a month are more likely to Disagree than those who do not (54% v. 30%)
- Evangelicals are the most likely to Disagree (62%)
- Americans with Evangelical Beliefs are more likely to Disagree than those without Evangelical Beliefs (68% v. 33%)

“God created marriage to be between one man and one woman.”

- Americans in the South are the most likely to Agree (78%)
- Americans age 35-49 (78%) and 50-64 (74%) are more likely to Agree than 18-34 (52%) and 65+ (57%)
- Americans who are High School Graduates or less are the most likely to Agree (72%)
- Americans in a rural area are the most likely to Agree (74%)
- Americans who attend a religious service at least once or twice a month are more likely to Agree than those who do not (87% v. 48%)
- Evangelicals (89%) and Black Protestants (87%) are more likely to Agree than Mainlines (72%) and Catholics (71%)
- Americans with Evangelical Beliefs are more likely to Agree than those without Evangelical Beliefs (98% v. 57%)

“The Holy Spirit is a force but is not a personal being.”

- Americans who attend a religious service at least once or twice a month are more likely to Disagree than those who do not (33% v. 21%)
- Evangelicals are the most likely to Disagree (38%)
- Americans with Evangelical Beliefs are more likely to Disagree than those without Evangelical Beliefs (41% v. 23%)

“The Holy Spirit gives a spiritual new birth or new life before a person has faith in Jesus Christ.”

- Americans in the South are the most likely to Agree (56%)
- Americans age 35-49 are the most likely to Agree (59%)
- Americans who are High School Graduates or less are the most likely to Agree (57%)
- Americans who attend a religious service at least once or twice a month are more likely to Agree than those who do not (64% v. 38%)
- Evangelicals (27%) are more likely to Disagree than Mainlines (20%) and Catholics (13%)
- Americans with Evangelical Beliefs are more likely to Agree than those without Evangelical Beliefs (60% v. 46%)

“The Holy Spirit can tell me to do something which is forbidden in the Bible.”

- Americans age 18-34 (21%) and 35-49 (21%) are more likely to Agree than 50-64 (12%) and 65+ (8%)
- Americans in a rural area are the most likely to Disagree (73%)
- Evangelicals (79%) and Black Protestants (74%) are more likely to Disagree than Catholics (61%)
- Americans with Evangelical Beliefs are more likely to Disagree than those without Evangelical Beliefs (80% v. 62%)

“Everyone sins a little, but most people are good by nature.”

- Evangelicals are the most likely to Disagree (42%)
- Americans with Evangelical Beliefs are more likely to Disagree than those without Evangelical Beliefs (43% v. 25%)

“Even the smallest sin deserves eternal damnation.”

- Americans in the South are the least likely to Disagree (66%)
- Americans age 65+ are the most likely to Disagree (84%)
- Americans with some college (74%) or a Bachelor's Degree (75%) are more likely to Disagree than those who are High School Graduates or less (65%) or a Graduate Degree (68%)
- Americans in a large city (29%) or a rural area (25%) are more likely to Agree than those in a small city (18%) or a suburb (19%)
- Americans who attend a religious service at least once or twice a month are more likely to Agree than those who do not (39% v. 11%)
- Evangelicals (38%) and Black Protestants (34%) are more likely to Agree than Mainlines (19%) and Catholics (19%)
- Americans with Evangelical Beliefs are more likely to Agree than those without Evangelical Beliefs (49% v. 16%)

“God counts a person as righteous not because of one’s works but only because of one’s faith in Jesus Christ.”

- Americans in the South are the most likely to Agree (66%)
- Americans age 65+ are more likely to Disagree (42%)
- Americans who are High School Graduates or less (61%) or with some college (57%) are more likely to Agree than those with a Bachelor’s Degree (51%)
- Americans who attend a religious service at least once or twice a month are more likely to Agree than those who do not (77% v. 41%)
- Catholics are the most likely to Disagree (35%)
- Americans with Evangelical Beliefs are more likely to Agree than those without Evangelical Beliefs (88% v. 48%)

“Everyone is born innocent in the eyes of God.”

- Mainline (88%) and Catholics (89%) are more likely to Agree than Evangelicals (69%) and Black Protestants (77%)
- Americans with Evangelical Beliefs are more likely to Disagree than those without Evangelical Beliefs (31% v. 15%)

“The Bible, like all sacred writings, contains helpful accounts of ancient myths but is not literally true.”

- Americans in the South are the most likely to Disagree (53%)
- Americans age 18-34 (57%) and 65+ (52%) are more likely to Agree than 35-49 (43%) and 50-64 (39%)
- Americans with a Bachelor's Degree (51%) or a Graduate Degree (55%) are more likely to Agree than those who are High School Graduates or less (39%) or with some college (46%)
- Americans with household income of \$75,000-\$99,999 (51%) and \$150,000 or more (55%) are more likely to Agree than those with income of less than \$25,000 (40%)
- Americans in a large city are the most likely to Agree (54%)
- Americans who attend a religious service at least once or twice a month are more likely to Disagree than those who do not (62% v. 30%)
- Mainline (49%) and Catholics (53%) are more likely to Agree than Evangelicals (23%) and Black Protestants (32%)
- Americans with Evangelical Beliefs are more likely to Disagree than those without Evangelical Beliefs (79% v. 35%)

“The Bible is 100% accurate in all that it teaches.”

- Americans in the South are the most likely to Agree (63%)
- Americans age 35-49 (59%) and 50-64 (58%) are more likely to Agree than 18-34 (44%) and 65+ (38%)
- Americans who are High School Graduates or less are the most likely to Agree (57%)
- Americans who attend a religious service at least once or twice a month are more likely to Agree than those who do not (76% v. 30%)
- Evangelicals (80%) and Black Protestants (77%) are more likely to Agree than Mainlines (51%) and Catholics (51%)
- Americans with Evangelical Beliefs are more likely to Agree than those without Evangelical Beliefs (95% v. 38%)

“Modern science disproves the Bible.”

- Americans in the West are the most likely to Agree (47%)
- Americans age 18-34 are the most likely to Agree (53%)
- Americans who are High School Graduates or less are the least likely to Disagree (43%)
- Americans with household income of \$100,000-\$149,999 (57%) are more likely to Disagree than those with income of less than \$25,000 (42%) and \$25,000-\$49,000 (47%)
- Americans in a large city (44%) or a small city (40%) are more likely to Agree than those in a suburb (33%) or a rural area (26%)
- Americans who attend a religious service at least once or twice a month are more likely to Disagree than those who do not (65% v. 40%)
- Americans with Evangelical Beliefs are more likely to Disagree than those without Evangelical Beliefs (73% v. 45%)

“God chose the people he would save before he created the world.”

- Americans age 65+ are the most likely to Disagree (63%)
- Americans in a large city are the most likely to Agree (33%)
- Americans who attend a religious service at least once or twice a month are more likely to Agree than those who do not (39% v. 17%)
- Evangelicals (35%) and Black Protestants (40%) are more likely to Agree than Mainlines (24%)
- Americans with Evangelical Beliefs are more likely to Agree than those without Evangelical Beliefs (41% v. 23%)

“Hell is a real place where certain people will be punished forever.”

- Americans in the South are the most likely to Agree (70%)
- Americans age 35-49 are the most likely to Agree (71%)
- Americans who attend a religious service at least once or twice a month are more likely to Agree than those who do not (80% v. 41%)
- Evangelicals (84%) and Black Protestants (85%) are more likely to Agree than Mainlines (59%) and Catholics (64%)
- Americans with Evangelical Beliefs are more likely to Agree than those without Evangelical Beliefs (94% v. 48%)

“There will be a time when Jesus Christ returns to judge all the people who have lived.”

- Americans in the South are the most likely to Agree (75%)
- Americans age 35-49 (71%) and 50-64 (73%) are more likely to Agree than 18-34 (53%) and 65+ (51%)
- Americans who attend a religious service at least once or twice a month are more likely to Agree than those who do not (88% v. 43%)
- Evangelicals (91%) are more likely to Agree than Mainlines (76%) and Catholics (72%)
- Americans with Evangelical Beliefs are more likely to Agree than those without Evangelical Beliefs (98% v. 53%)

“Worshiping alone or with one’s family is a valid replacement for regularly attending church”

- Americans in the South are the most likely to Disagree (32%)
- Americans age 50-64 (32%) are more likely to Disagree than 18-34 (20%) and 65+ (25%)
- Americans who attend a religious service at least once or twice a month are more likely to Disagree than those who do not (42% v. 15%)
- Mainlines (71%) and Catholics (67%) are more likely to Agree than Evangelicals (52%) and Black Protestants (57%)
- Americans with Evangelical Beliefs are more likely to Disagree than those without Evangelical Beliefs (49% v. 21%)

“Christians should not allow their religious beliefs to influence their political decisions.”

- Americans in the Northeast (61%) and West (61%) are more likely to Agree than those in the Midwest (51%) and South (48%)
- Americans age 18-34 are the most likely to Agree (65%)
- Americans who are High School Graduates or less are the least likely to Disagree (32%)
- Americans with household income of \$50,000-\$74,999 (41%), \$100,000-\$149,999 (46%), and \$150,000 or more (41%) are more likely to Disagree than those with income of less than \$25,000 (33%) and \$25,000-\$49,999 (32%)
- Americans in a large city are the most likely to Agree (62%)
- Americans who attend a religious service at least once or twice a month are more likely to Disagree than those who do not (52% v. 29%)
- Catholics are the most likely to Agree (62%)
- Americans with Evangelical Beliefs are more likely to Disagree than those without Evangelical Beliefs (65% v. 32%)

“Every Christian has an obligation to join a local church.”

- Americans in the South are the most likely to Agree (42%)
- Americans age 35-49 are the most likely to Agree (43%)
- Americans age 65+ are the least likely to Agree (19%)
- Males (38%) are more likely to Agree than females (28%)
- Americans who are High School Graduates or less (35%) or with a Graduate Degree (39%) are more likely to Agree than those with some college (30%) or a Bachelor's Degree (29%)
- Americans in a large city are the most likely to Agree (38%)
- Americans who attend a religious service at least once or twice a month are more likely to Agree than those who do not (57% v. 15%)
- Mainlines (62%) and Catholics (54%) are more likely to Disagree than Evangelicals (45%) and Black Protestants (35%)
- Americans with Evangelical Beliefs are more likely to Agree than those without Evangelical Beliefs (61% v. 26%)

“Sex outside of traditional marriage is a sin.”

- Americans in the South are the most likely to Agree (65%)
- Americans age 35-49 (63%) and 50-64 (59%) are more likely to Agree than 18-34 (43%) and 65+ (43%)
- Americans in a rural area are the most likely to Agree (60%)
- Americans who attend a religious service at least once or twice a month are more likely to Agree than those who do not (77% v. 33%)
- Evangelicals (82%) and Black Protestants (73%) are more likely to Agree than Mainlines (55%) and Catholics (49%)
- Americans with Evangelical Beliefs are more likely to Agree than those without Evangelical Beliefs (92% v. 42%)

“Abortion is a sin.”

- Americans in the South are the most likely to Agree (62%)
- Americans age 35-49 are the most likely to Agree (62%)
- Americans in a rural area are the most likely to Agree (58%)
- Americans who attend a religious service at least once or twice a month are more likely to Agree than those who do not (72% v. 32%)
- Evangelicals (73%) and Black Protestants (63%) are more likely to Agree than Mainlines (50%) and Catholics (54%)
- Americans with Evangelical Beliefs are more likely to Agree than those without Evangelical Beliefs (88% v. 39%)

“People should be allowed to choose their gender regardless of their biological sex.”

- Americans in the West are the most likely to Agree (50%)
- Americans age 18-34 are the most likely to Agree (54%)
- Americans in a large city are the most likely to Agree (46%)
- Americans who attend a religious service at least once or twice a month are more likely to Disagree than those who do not (68% v. 43%)
- Catholics are the most likely to Agree (38%)
- Americans with Evangelical Beliefs are more likely to Disagree than those without Evangelical Beliefs (82% v. 47%)

“The Bible’s condemnation of homosexual behavior doesn’t apply today.”

- Americans in the South are the most likely to Disagree (56%)
- Americans age 18-34 are the most likely to Agree (50%)
- Americans with a Graduate Degree are the most likely to Agree (52%)
- Americans with household income of \$100,000-\$149,999 (41%) and \$150,000 or more (46%) are more likely to Agree than those with income of less than \$25,000 (35%)
- Americans in a large city are the most likely to Agree (48%)
- Americans who attend a religious service at least once or twice a month are more likely to Disagree than those who do not (63% v. 34%)
- Mainlines (38%) and Catholics (44%) are more likely to Agree than Evangelicals (20%)
- Americans with Evangelical Beliefs are more likely to Disagree than those without Evangelical Beliefs (79% v. 38%)

“God is unconcerned with my day-to-day decisions.”

- Americans in the West are the most likely to Agree (38%)
- Americans age 18-34 are the most likely to Agree (41%)
- Americans with a Graduate Degree are the most likely to Agree (36%)
- Americans in a large city are the most likely to Agree (37%)
- Americans who attend a religious service at least once or twice a month are more likely to Disagree than those who do not (77% v. 50%)
- Mainlines (23%) and Catholics (28%) are more likely to Agree than Evangelicals (12%)
- Americans with Evangelical Beliefs are more likely to Disagree than those without Evangelical Beliefs (87% v. 55%)

“The Bible has the authority to tell us what we must do.”

- Americans in the South are the most likely to Agree (64%)
- Americans age 35-49 (62%) and 50-64 (59%) are more likely to Agree than 18-34 (41%) and 65+ (39%)
- Americans in a rural area are the most likely to Agree (57%)
- Americans who attend a religious service at least once or twice a month are more likely to Agree than those who do not (78% v. 30%)
- Evangelicals (83%) and Black Protestants (76%) are more likely to Agree than Mainlines (61%) and Catholics (48%)
- Americans with Evangelical Beliefs are more likely to Agree than those without Evangelical Beliefs (94% v. 39%)

“Religious belief is not about objective truth.”

- Americans in the Northeast (52%) and West (52%) are more likely to Agree than those in the Midwest (43%) and South (40%)
- Americans age 18-34 (53%) and 65+ (49%) are more likely to Agree than 35-49 (40%) and 50-64 (40%)
- Americans with a Bachelor's Degree (48%) or a Graduate Degree (51%) are more likely to Agree than those who are High School Graduates or less (42%) or with some college (41%)
- Americans with household income of \$150,000 or more (52%) are more likely to Agree than those with income of less than \$25,000 (41%), \$25,000-\$49,999 (45%), and \$50,000-\$74,999 (41%)
- Americans in a rural area are the least likely to Agree (36%)
- Americans who attend a religious service at least once or twice a month are more likely to Disagree than those who do not (43% v. 24%)
- Evangelicals (47%) are more likely to Disagree than Mainlines (38%) and Catholics (30%)
- Americans with Evangelical Beliefs are more likely to Disagree than those without Evangelical Beliefs (53% v. 27%)

“The Bible is the highest authority for what I believe.”

- Americans in the South are the most likely to Agree (75%)
- Americans age 35-49 (71%) and 50-64 (71%) are more likely to Agree than 18-34 (49%) and 65+ (52%)
- Americans who attend a religious service at least once or twice a month are more likely to Agree than those who do not (87% v. 41%)
- Catholics are the most likely to Disagree (34%)

“It is very important for me personally to encourage non-Christians to trust Jesus Christ as their Savior.”

- Americans in the South are the most likely to Agree (68%)
- Americans age 35-49 are the most likely to Agree (67%)
- Americans who attend a religious service at least once or twice a month are more likely to Agree than those who do not (81% v. 33%)
- Evangelicals (85%) and Black Protestants (77%) are more likely to Agree than Mainlines (64%) and Catholics (55%)

“Jesus Christ’s death on the cross is the only sacrifice that could remove the penalty of my sin.”

- Americans in the South are the most likely to Agree (77%)
- Americans age 35-49 (74%) and 50-64 (71%) are more likely to Agree than 18-34 (55%) and 65+ (53%)
- Americans who attend a religious service at least once or twice a month are more likely to Agree than those who do not (86% v. 46%)
- Evangelicals (91%) and Black Protestants (90%) are more likely to Agree than Mainlines (73%) and Catholics (68%)

“Only those who trust in Jesus Christ alone as their Savior receive God’s free gift of eternal salvation.”

- Americans in the South are the most likely to Agree (71%)
- Americans age 35-49 (70%) and 50-64 (66%) are more likely to Agree than 18-34 (50%) and 65+ (45%)
- Americans who are High School Graduates or less are the most likely to Agree (66%)
- Americans who attend a religious service at least once or twice a month are more likely to Agree than those who do not (81% v. 40%)
- Evangelicals (89%) and Black Protestants (81%) are more likely to Agree than Mainlines (68%) and Catholics (58%)