

2026 Pastor Views on Immigration Study

SURVEY OF AMERICAN PROTESTANT PASTORS

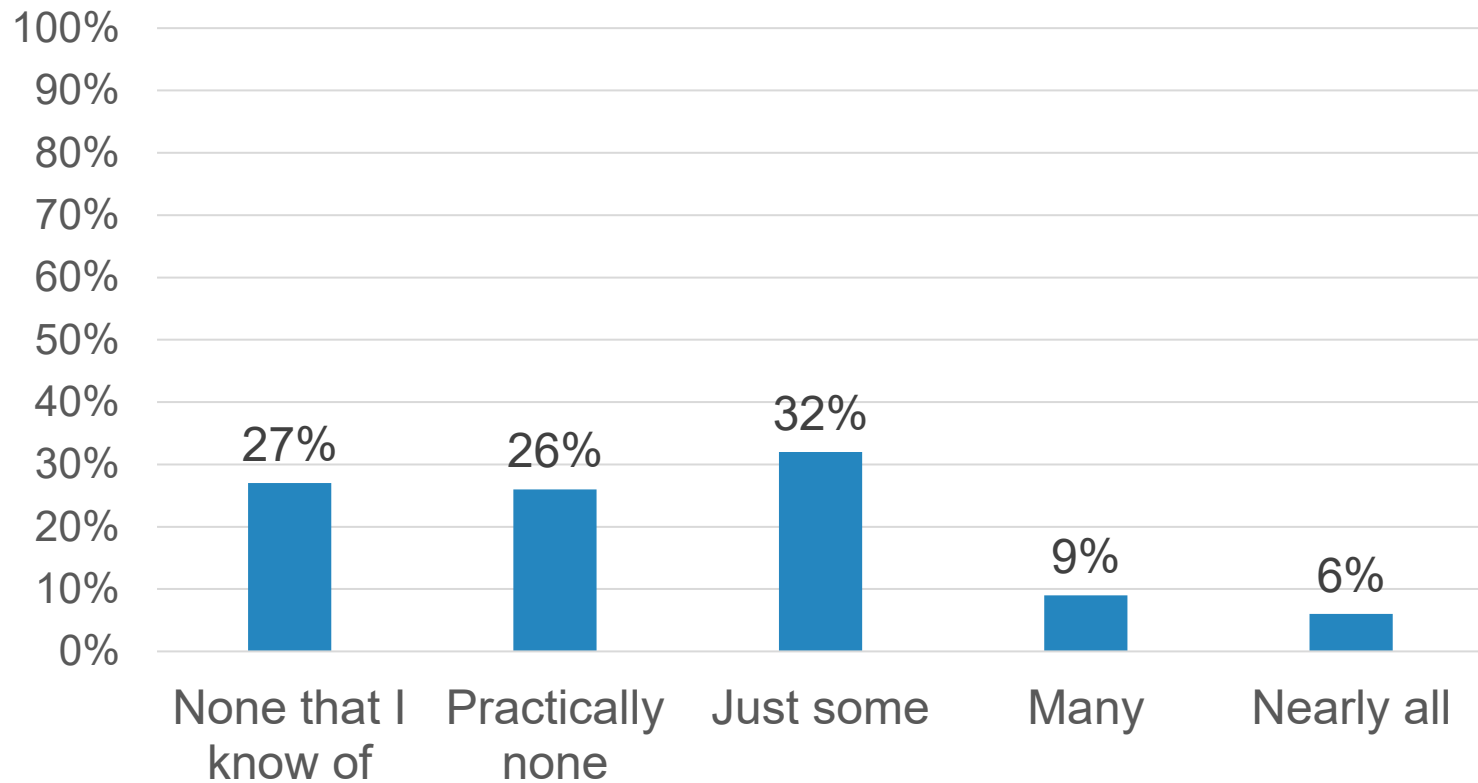
Sponsored by
World Relief

Lifeway **research**

Methodology

- The study was sponsored by World Relief
- The online survey of 667 American pastors was conducted January 13-March 4, 2026
- Invitations were emailed to the Lifeway Research Pastor Panel followed by two reminders.
- The probability sample of Protestant churches was created by phone recruiting by Lifeway Research using random samples selected from all Protestant churches. Pastors who agree to be contacted by email for future surveys make up this Lifeway Research Pastor Panel.
- Each survey was completed by the senior or sole pastor or a minister at the church
- Responses were weighted by church average attendance, region, and whether the pastor self-identified as evangelical or mainline to more accurately reflect the population
- The completed sample is 667 surveys
- The sample provides 95% confidence that the sampling error does not exceed $\pm 4.7\%$ This margin of error accounts for the effect of weighting

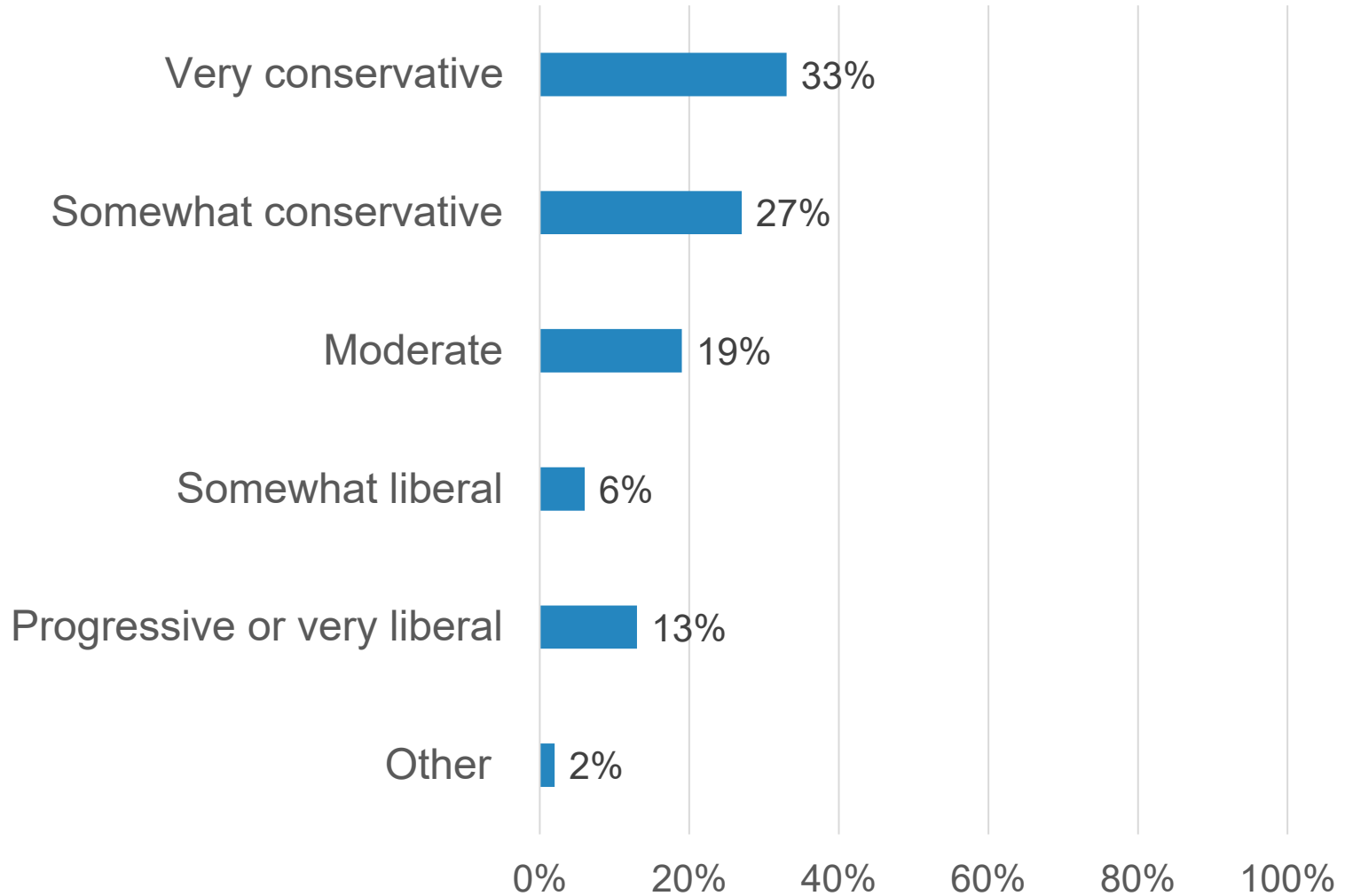
47% say their church has at least some first-generation immigrants



Lifewayresearch

Q6: "About what portion of your church is made up of immigrants born outside the U.S.? (Select One)" n=667

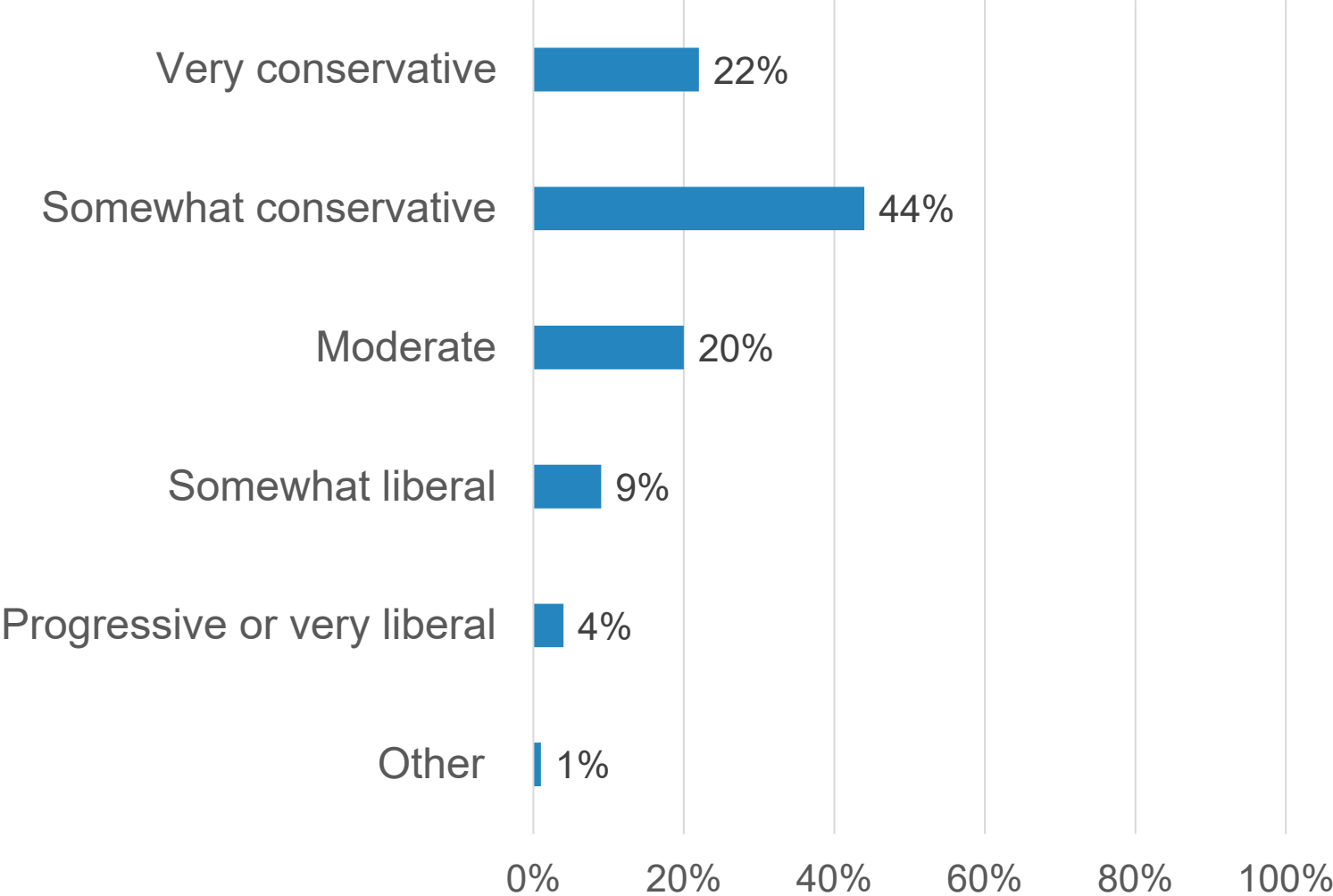
59% describe their political views as conservative



Lifeway research

Q7: "Which of the following best describes your political views?" n=667

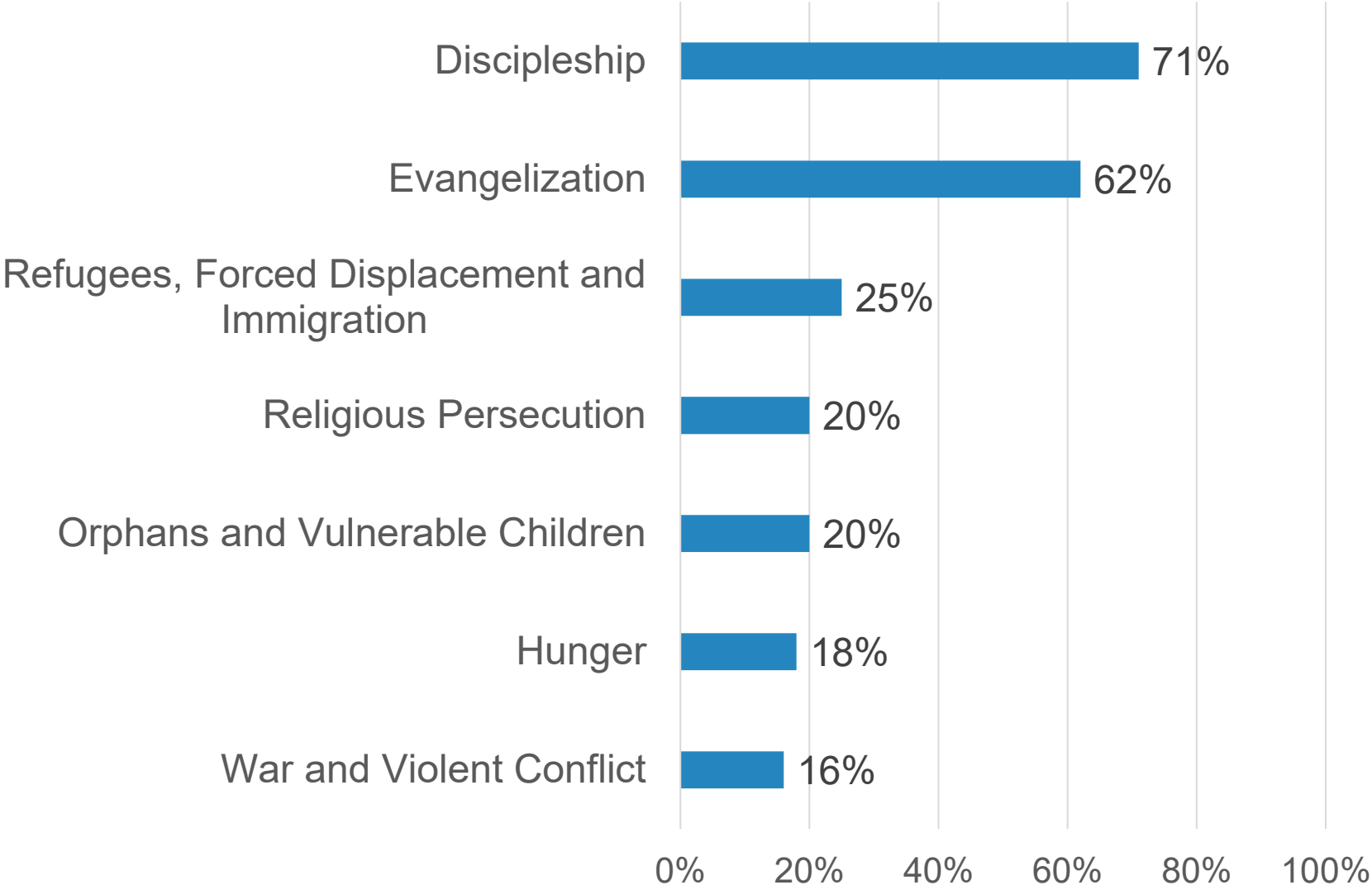
66% describe their congregation's political views as conservative



Lifeway research

Q8: "Regardless of your personal political views, which of the following do you believe best describes the political views of the median member of your congregation? (Select One)" n=667

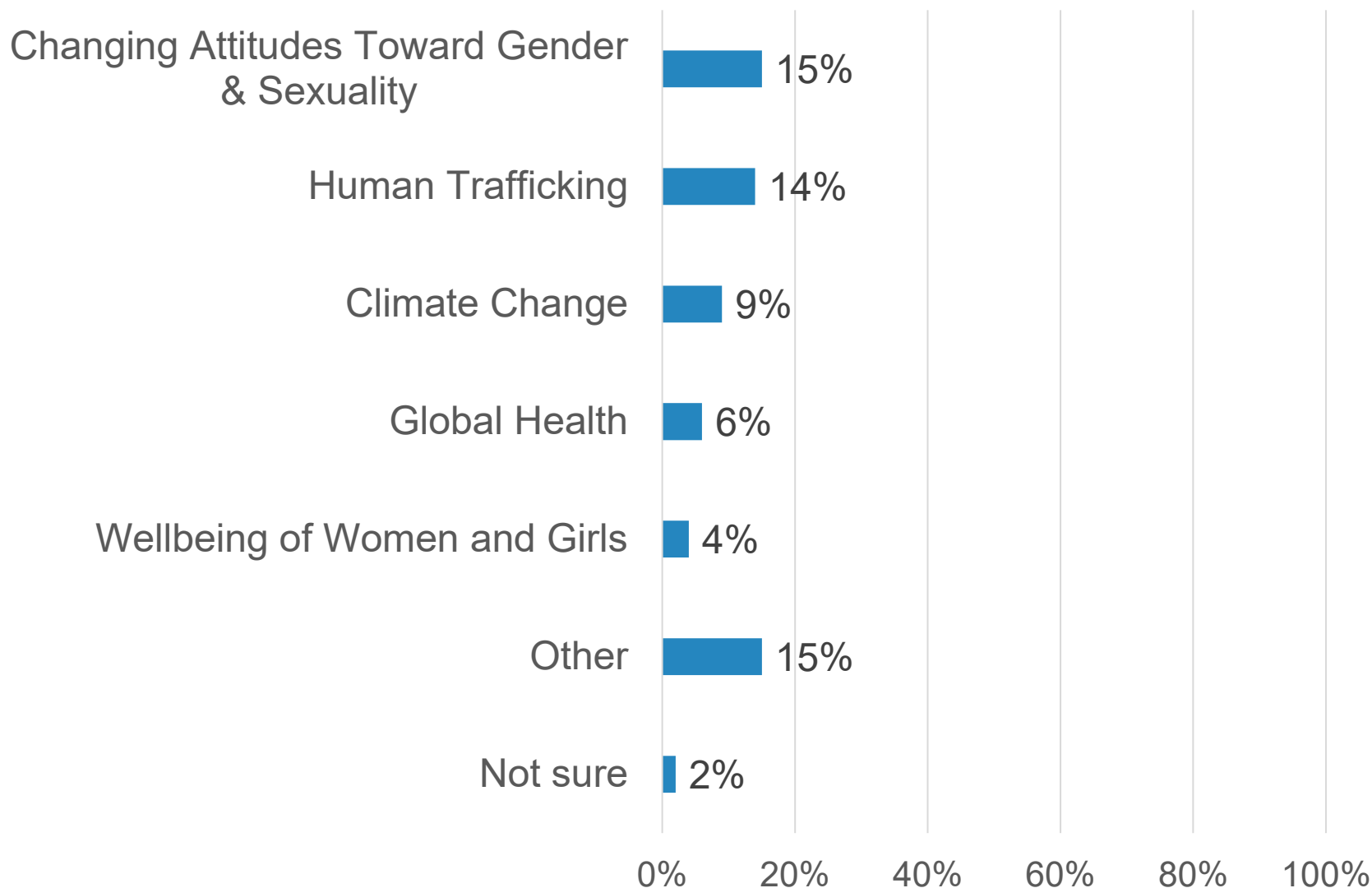
Top 3 most urgent global issues that need the attention of the American church



Lifeway research

Q9: "Which three of the following do you believe are the most urgent global issues that need the attention of the American church? Please type 1, 2, and 3 next to your appropriate choices with 1 being most important." n=667

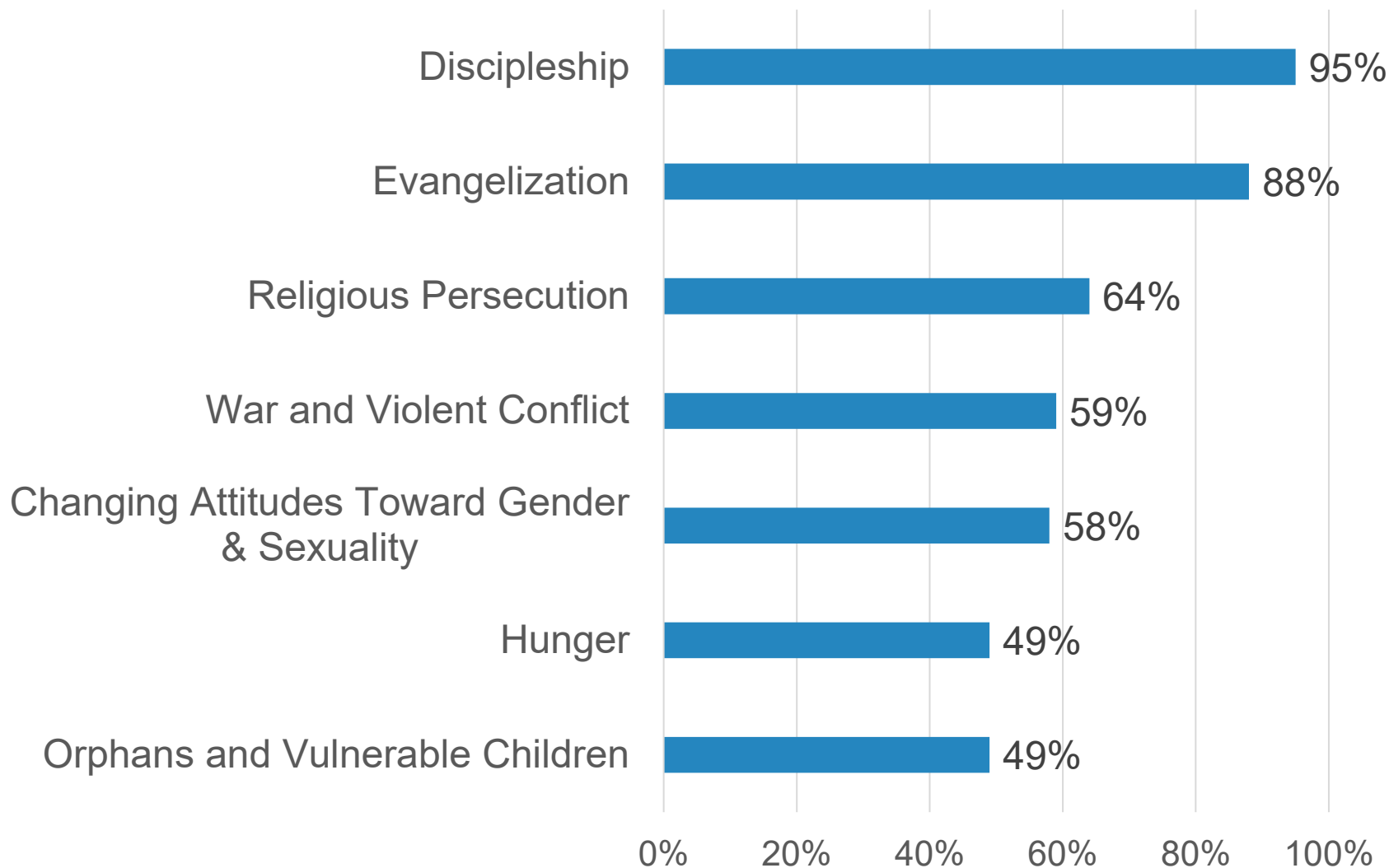
Top 3 most urgent global issues that need the attention of the American church *continued*



Lifewayresearch

Q9: "Which three of the following do you believe are the most urgent global issues that need the attention of the American church? Please type 1, 2, and 3 next to your appropriate choices with 1 being most important." n=667

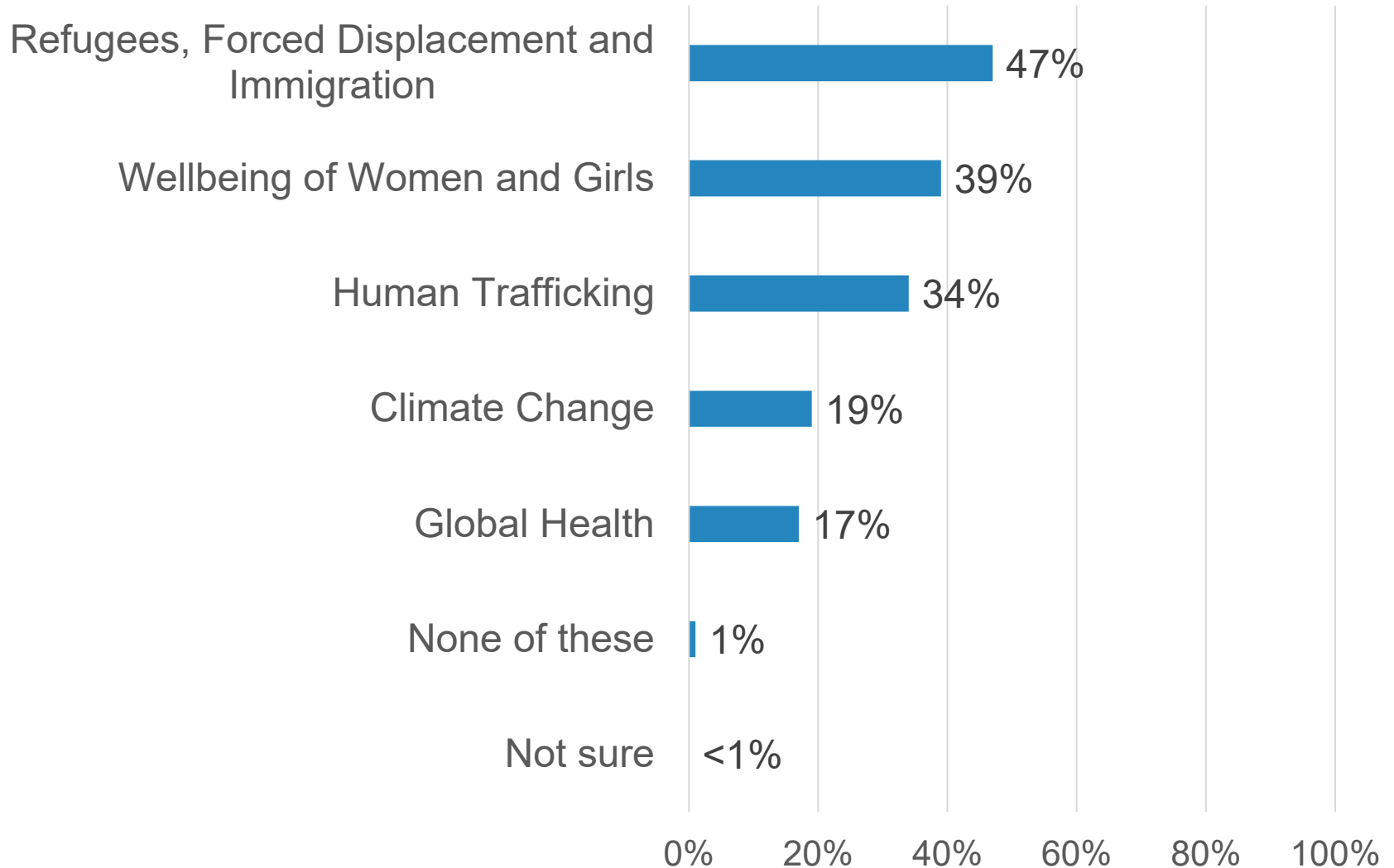
“Which of the following, if any, have you addressed in a sermon or teaching?”



Lifewayresearch

Q10: “Which of the following, if any, have you addressed in a sermon or teaching? (Select all that apply)” n=667

“Which of the following, if any, have you addressed in a sermon or teaching?” *continued*

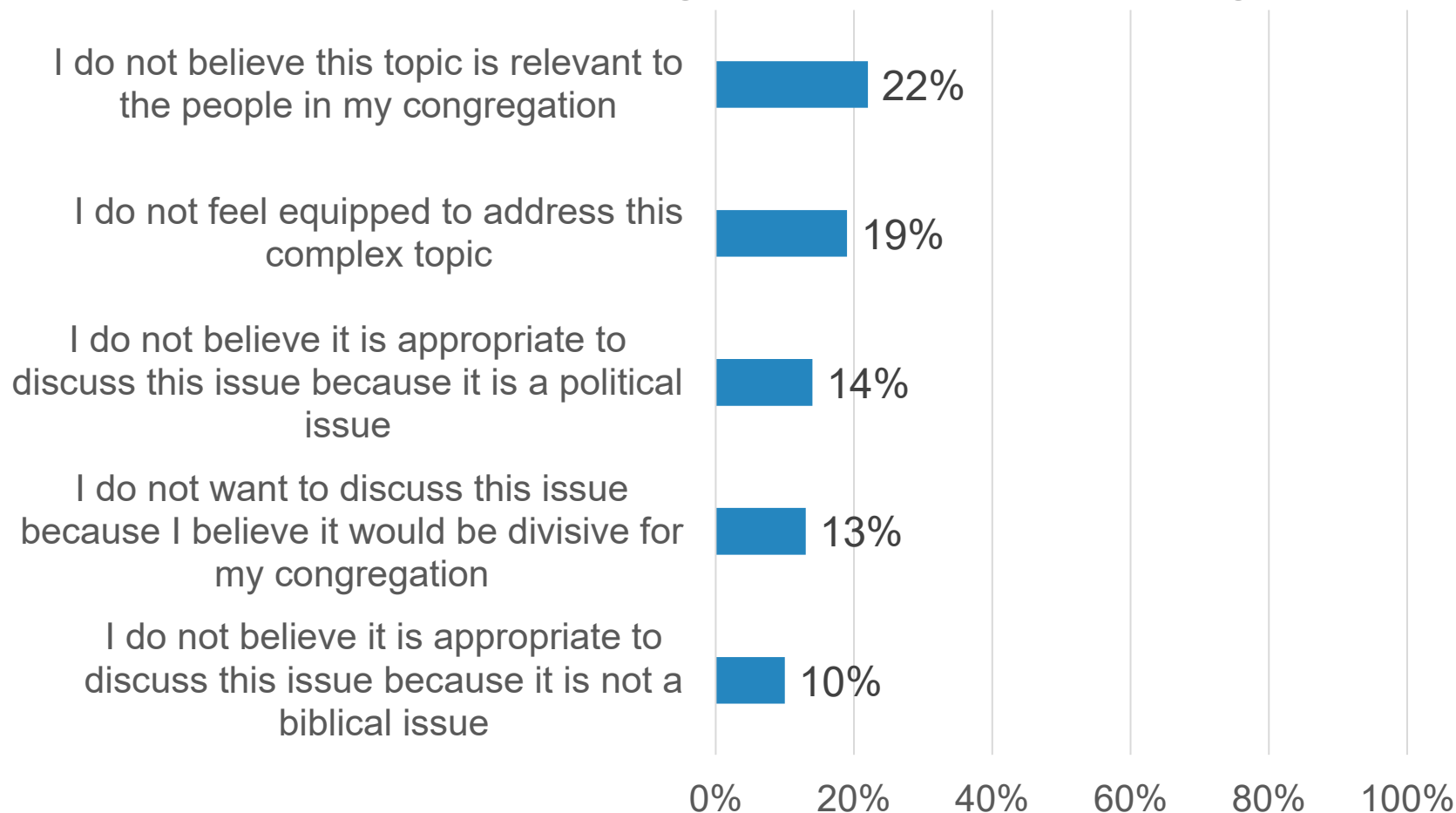


Lifewayresearch

Q10: “Which of the following, if any, have you addressed in a sermon or teaching? (Select all that apply)” n=667

“Why have you not preached or taught on refugees, forced displacement and immigration at your local church?”

Among pastors who have not addressed refugees, forced displacement, and immigration in a sermon or teaching



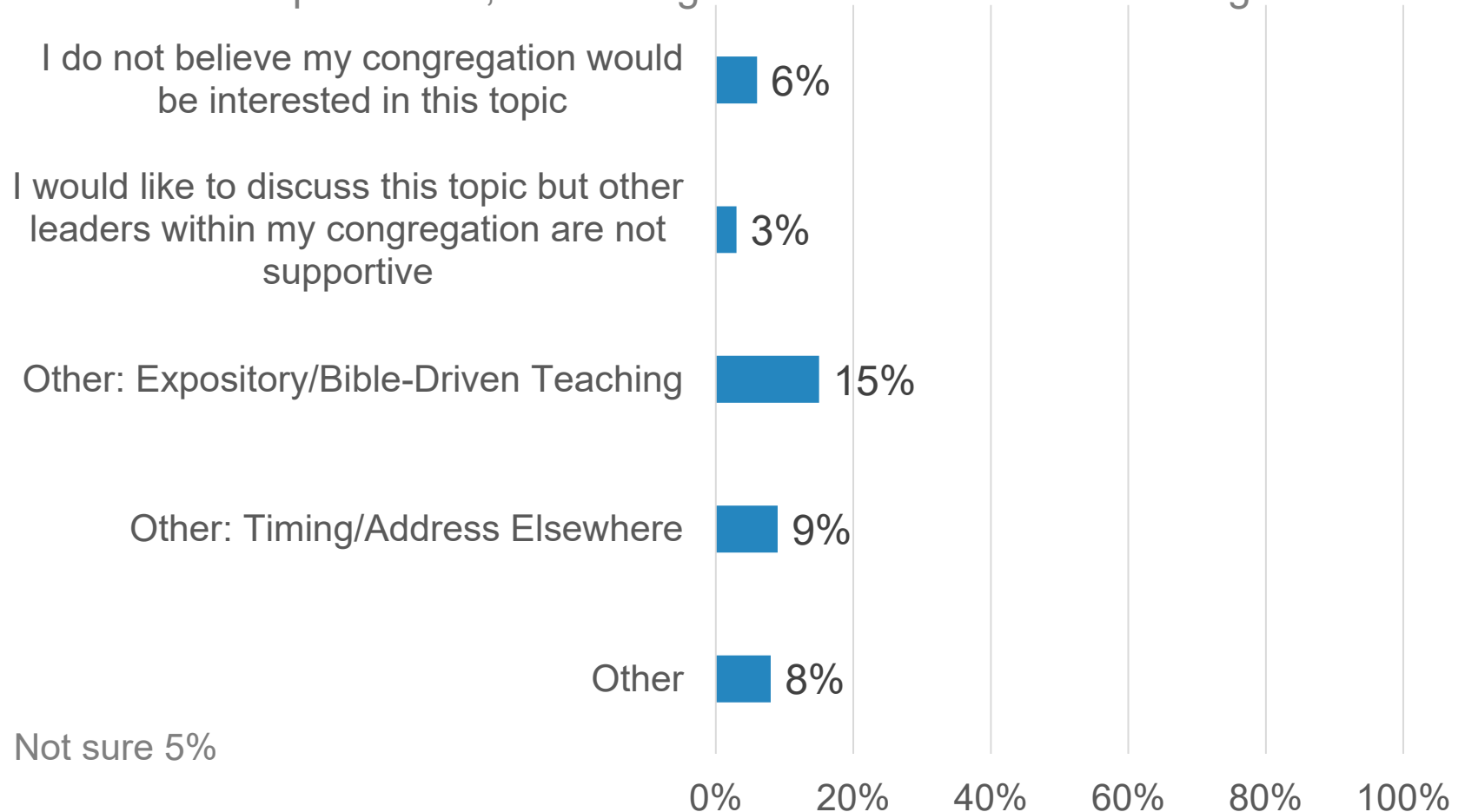
Lifeway research

Q11: “Why have you not preached or taught on refugees, forced displacement and immigration at your local church?”
(Select all that apply)” n=402

“Why have you not preached or taught on refugees, forced displacement and immigration at your local church?”

continued

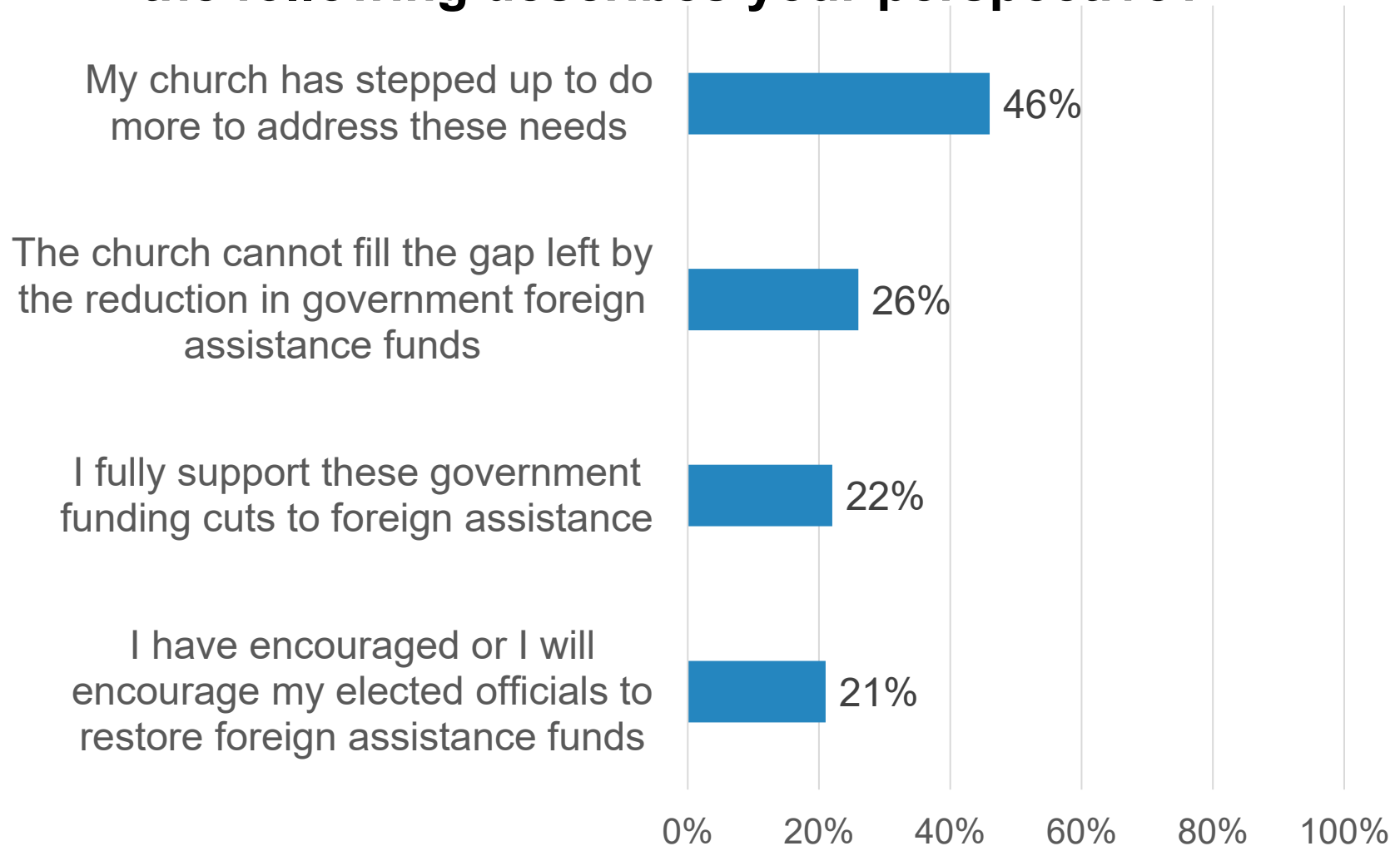
Among pastors who have not addressed refugees, forced displacement, and immigration in a sermon or teaching



Lifeway research

Q11: “Why have you not preached or taught on refugees, forced displacement and immigration at your local church?
(Select all that apply)” n=402

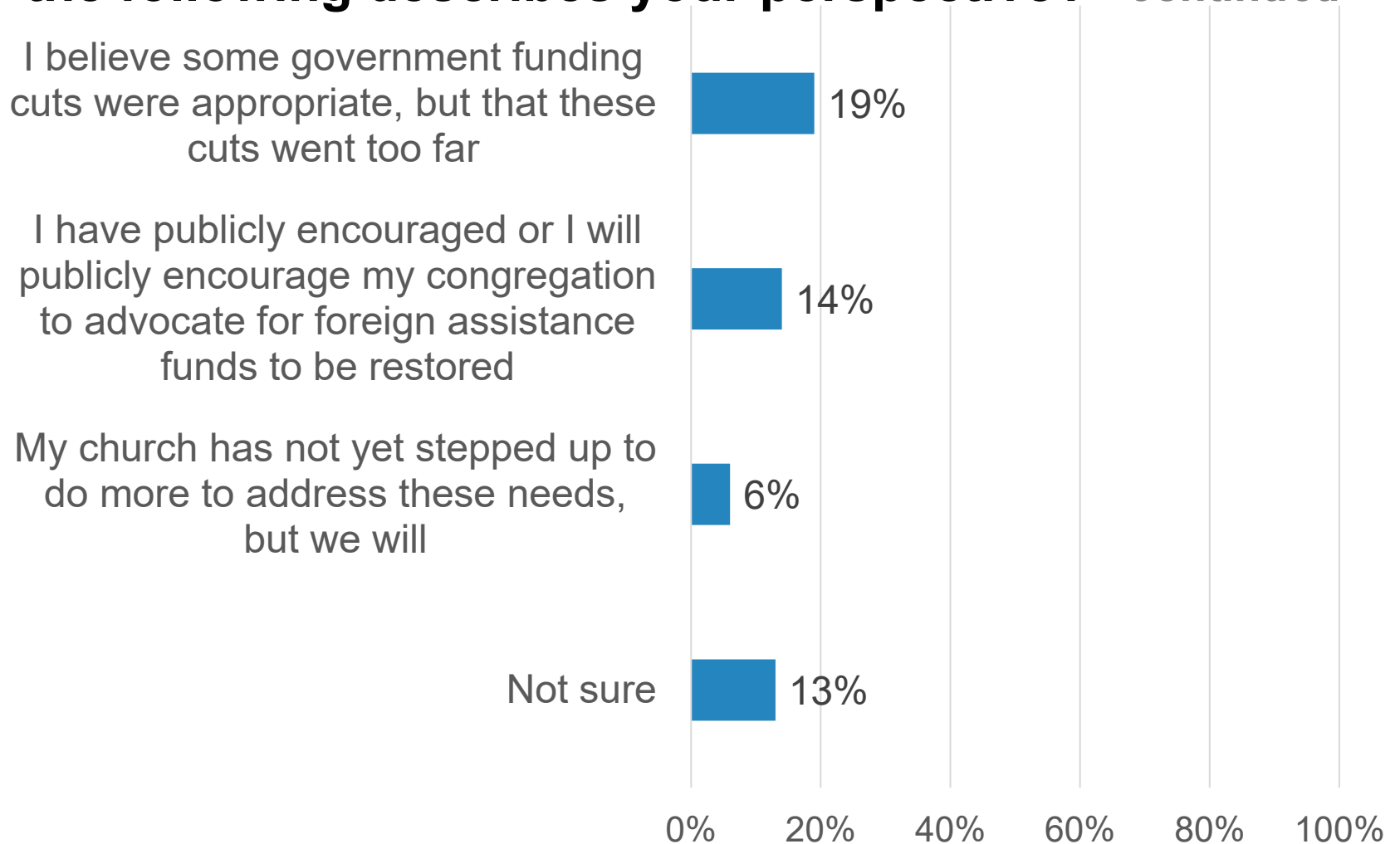
“In light of recent cuts to U.S. government funding for foreign assistance impacting food, health and humanitarian disaster response programs, which of the following describes your perspective?”



Lifeway research

Q12: “In light of recent cuts to U.S. government funding for foreign assistance impacting food, health and humanitarian disaster response programs, which of the following describes your perspective? (Select all that apply)” n=667

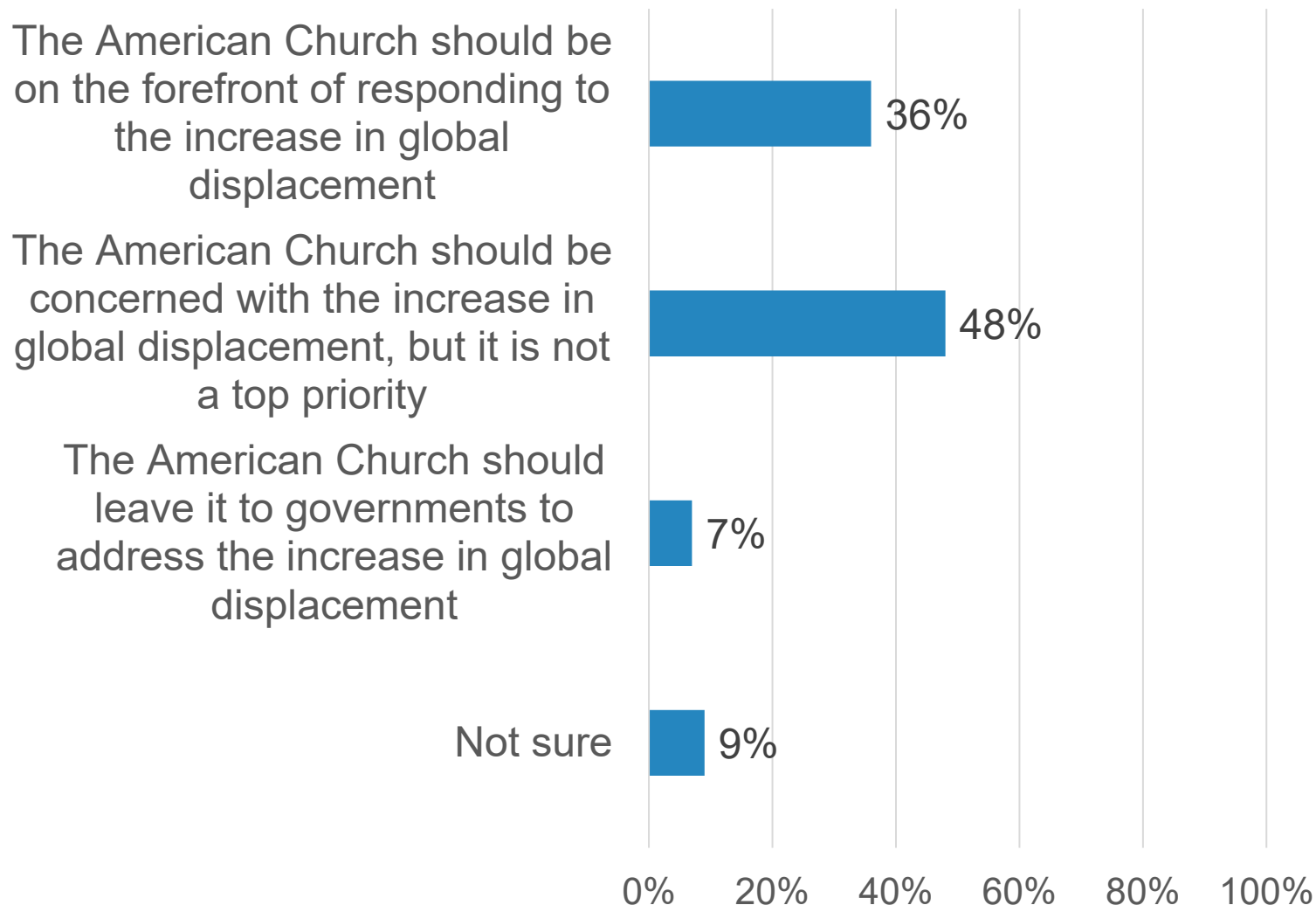
“In light of recent cuts to U.S. government funding for foreign assistance impacting food, health and humanitarian disaster response programs, which of the following describes your perspective?” *continued*



Lifeway research

Q12: “In light of recent cuts to U.S. government funding for foreign assistance impacting food, health and humanitarian disaster response programs, which of the following describes your perspective? (Select all that apply)” n=667

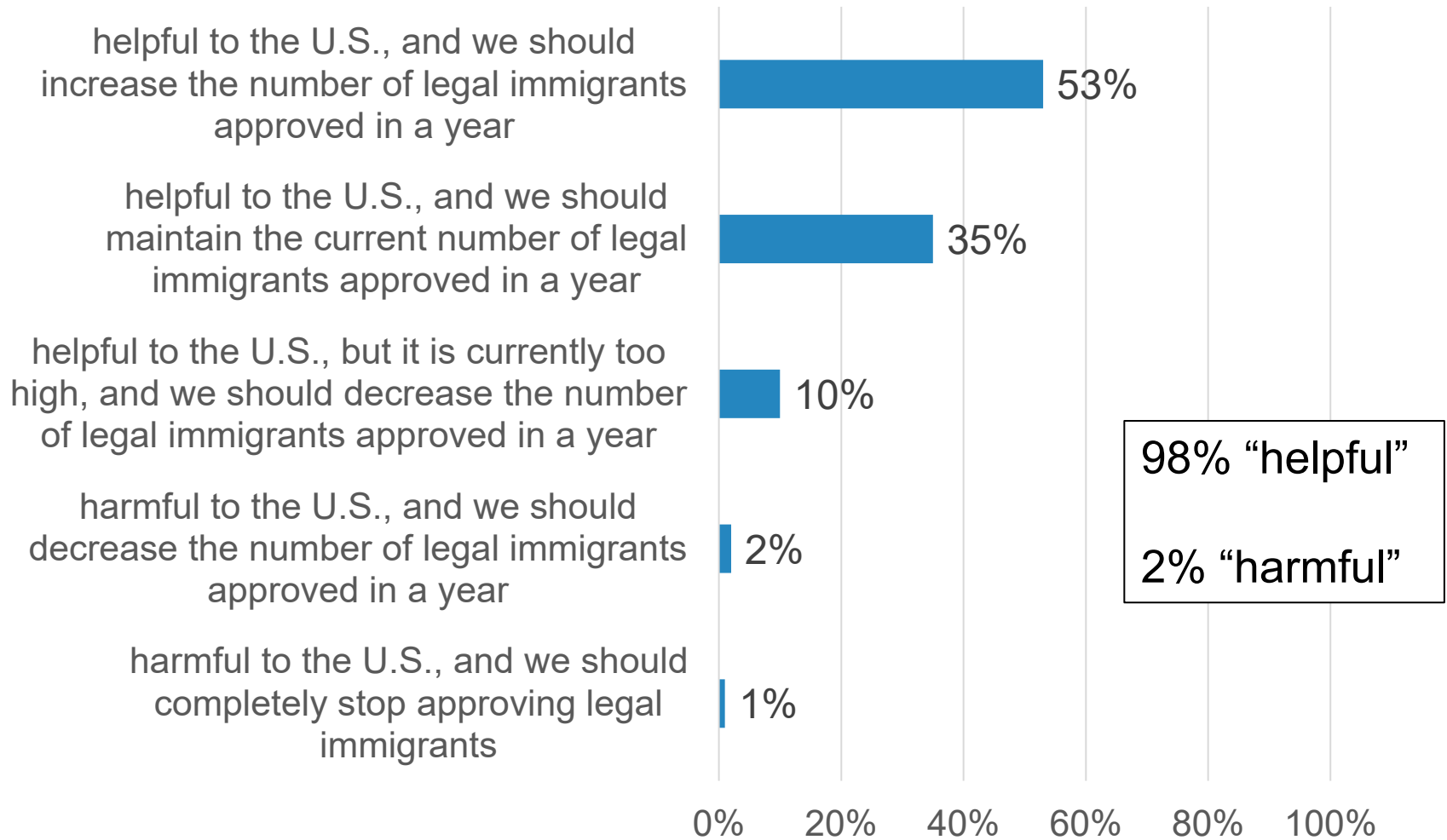
36% say the American Church should be on the forefront responding to the increase in global displacement



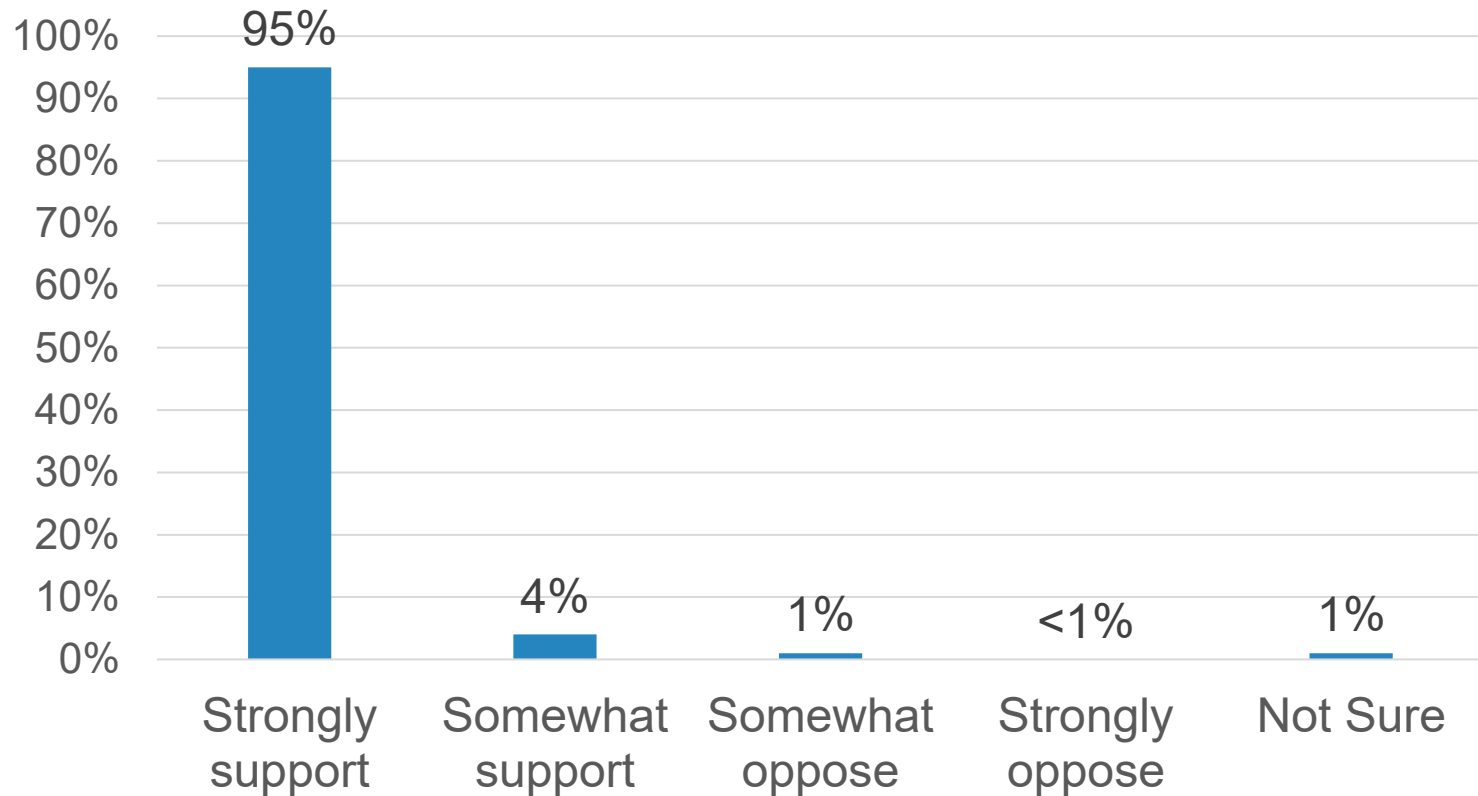
Lifeway research

Q13: "In the last decade, the number of people globally who have been forced by persecution or conflict to flee their homes has nearly doubled, from about 60 million to more than 120 million currently living displaced. Which of the following **best** describes your views on how the American Church should respond to this situation (Select One):" n=667

“Legal immigration is...”



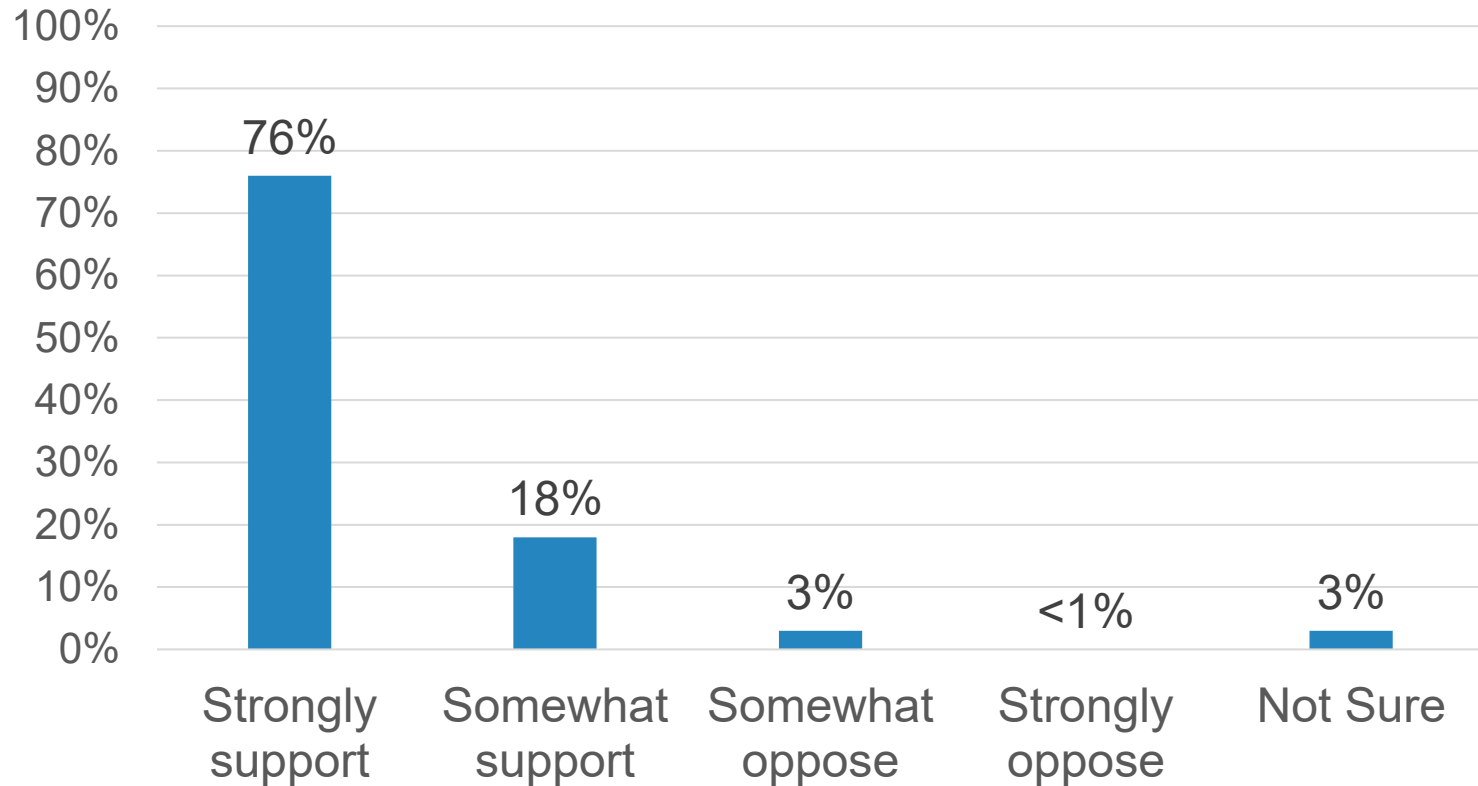
98% support potential immigration legislation that respects the God-given dignity of every person



Lifeway research

Q15_1: "In regards to potential legislation addressing illegal immigration, how supportive are you of each of these principles for immigration reform legislation? (Select one response for each principle) **Respect the God-given dignity of every person**" n=667

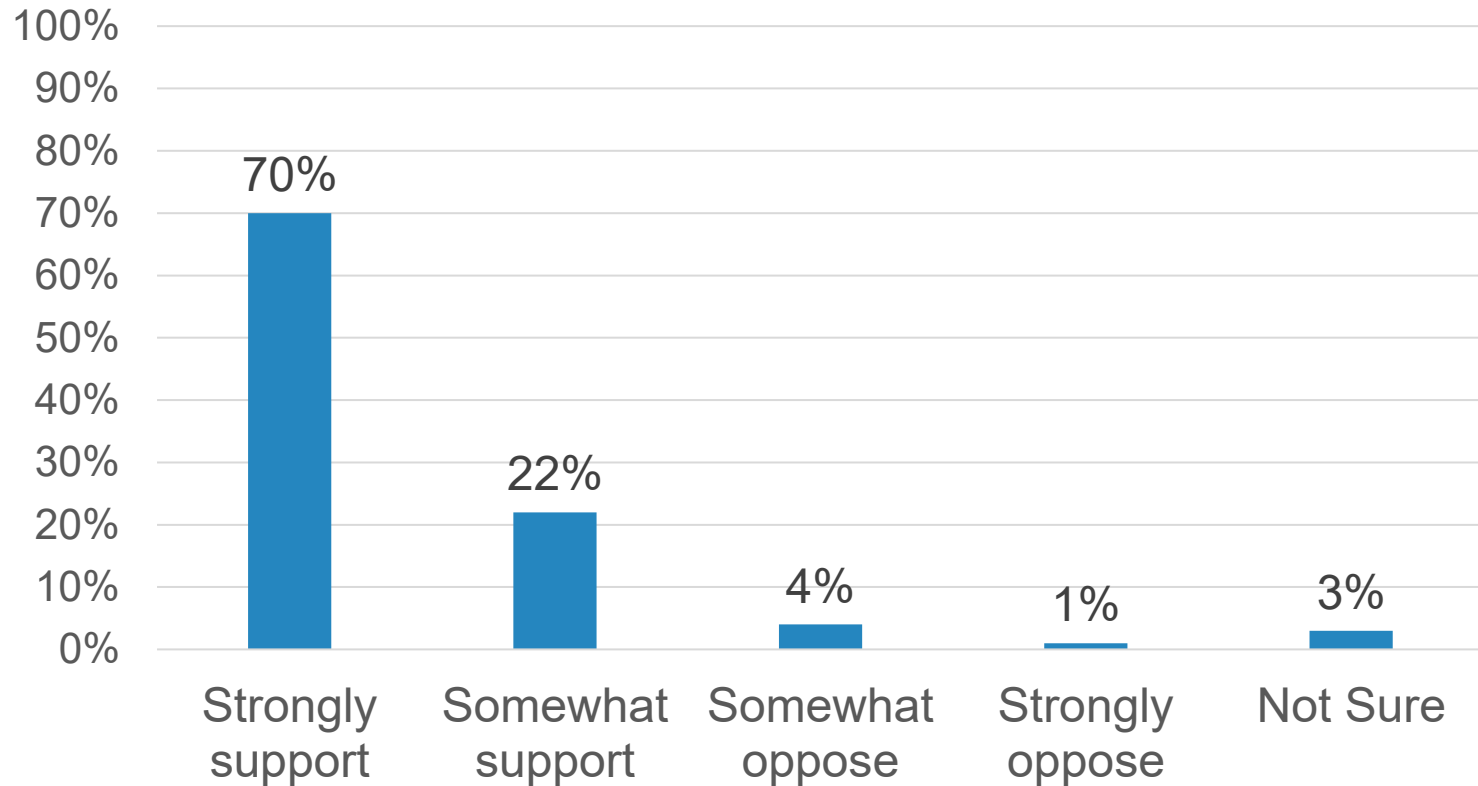
94% support potential immigration legislation that protects the unity of the immediate family



Lifeway research

Q15_2: "In regards to potential legislation addressing illegal immigration, how supportive are you of each of these principles for immigration reform legislation? (Select one response for each principle) **Protect the unity of the immediate family**" n=667

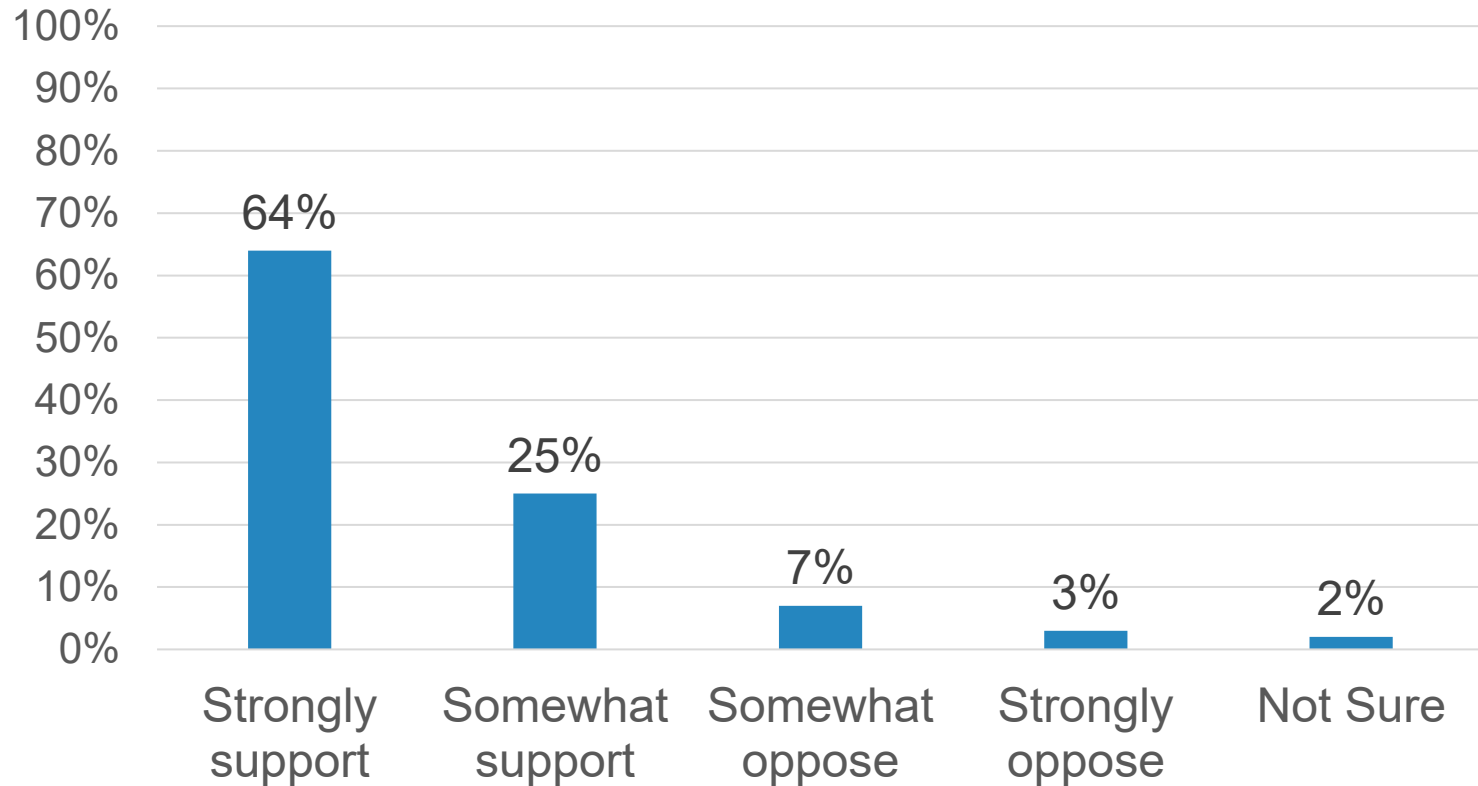
92% support potential immigration legislation that respects the rule of law



Lifewayresearch

Q15_3: "In regards to potential legislation addressing illegal immigration, how supportive are you of each of these principles for immigration reform legislation? (Select one response for each principle) **Respect the rule of law**" n=667

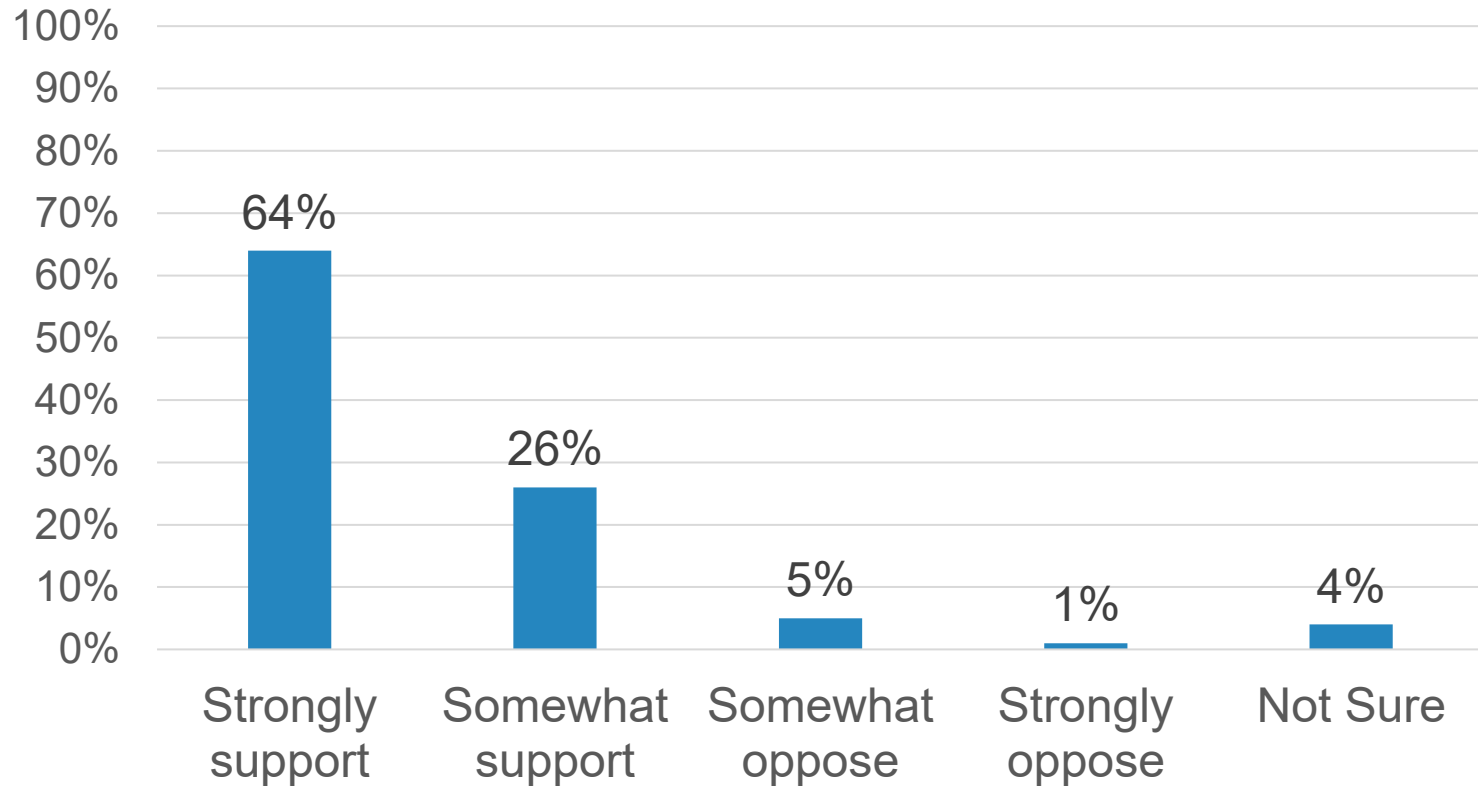
89% support potential immigration legislation that guarantees secure national borders



Lifeway research

Q15_4: "In regards to potential legislation addressing illegal immigration, how supportive are you of each of these principles for immigration reform legislation? (Select one response for each principle) **Guarantee secure national borders**" n=667

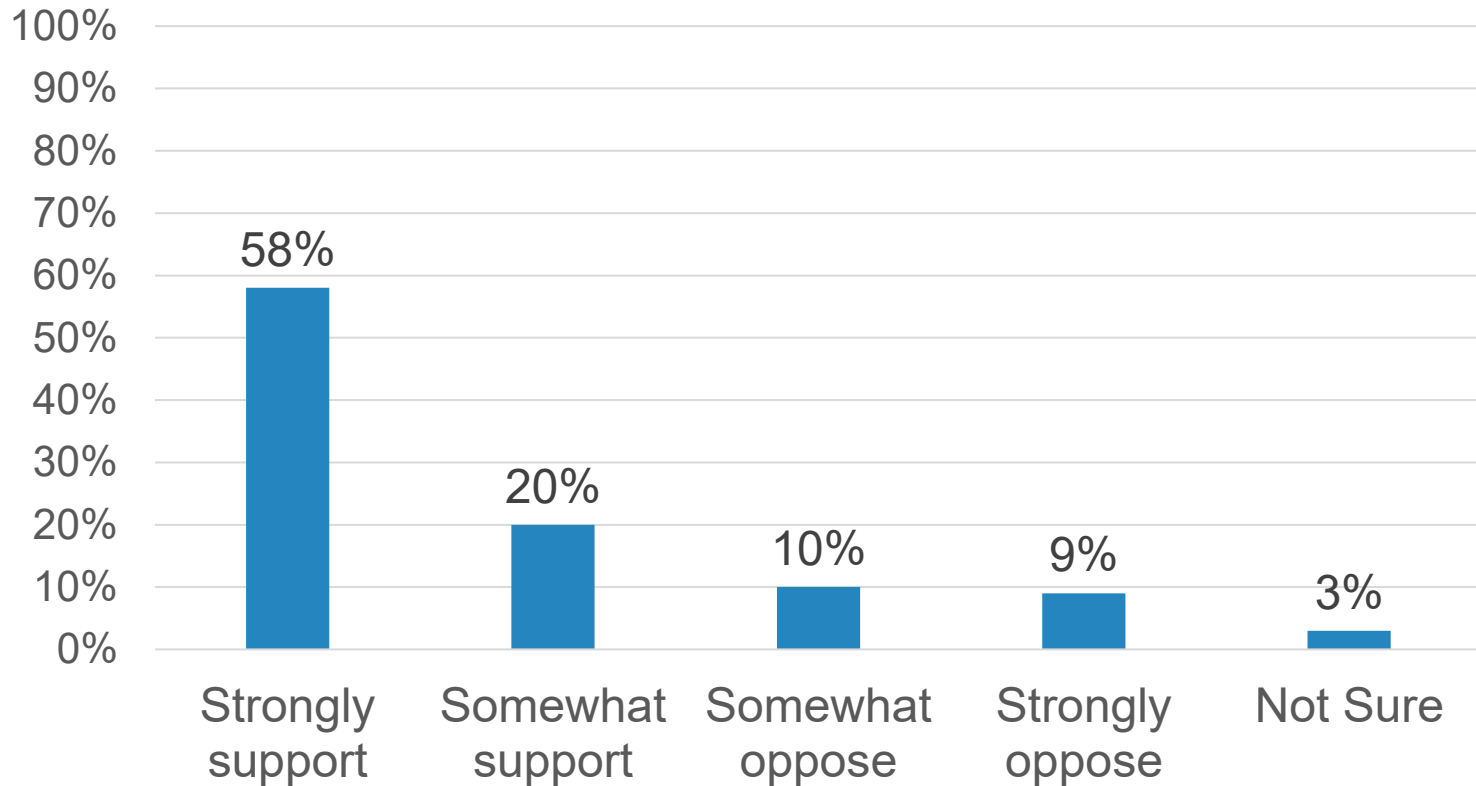
90% support potential immigration legislation that ensures fairness to taxpayers



Lifeway research

Q15_5: "In regards to potential legislation addressing illegal immigration, how supportive are you of each of these principles for immigration reform legislation? (Select one response for each principle) **Ensure fairness to taxpayers**" n=667

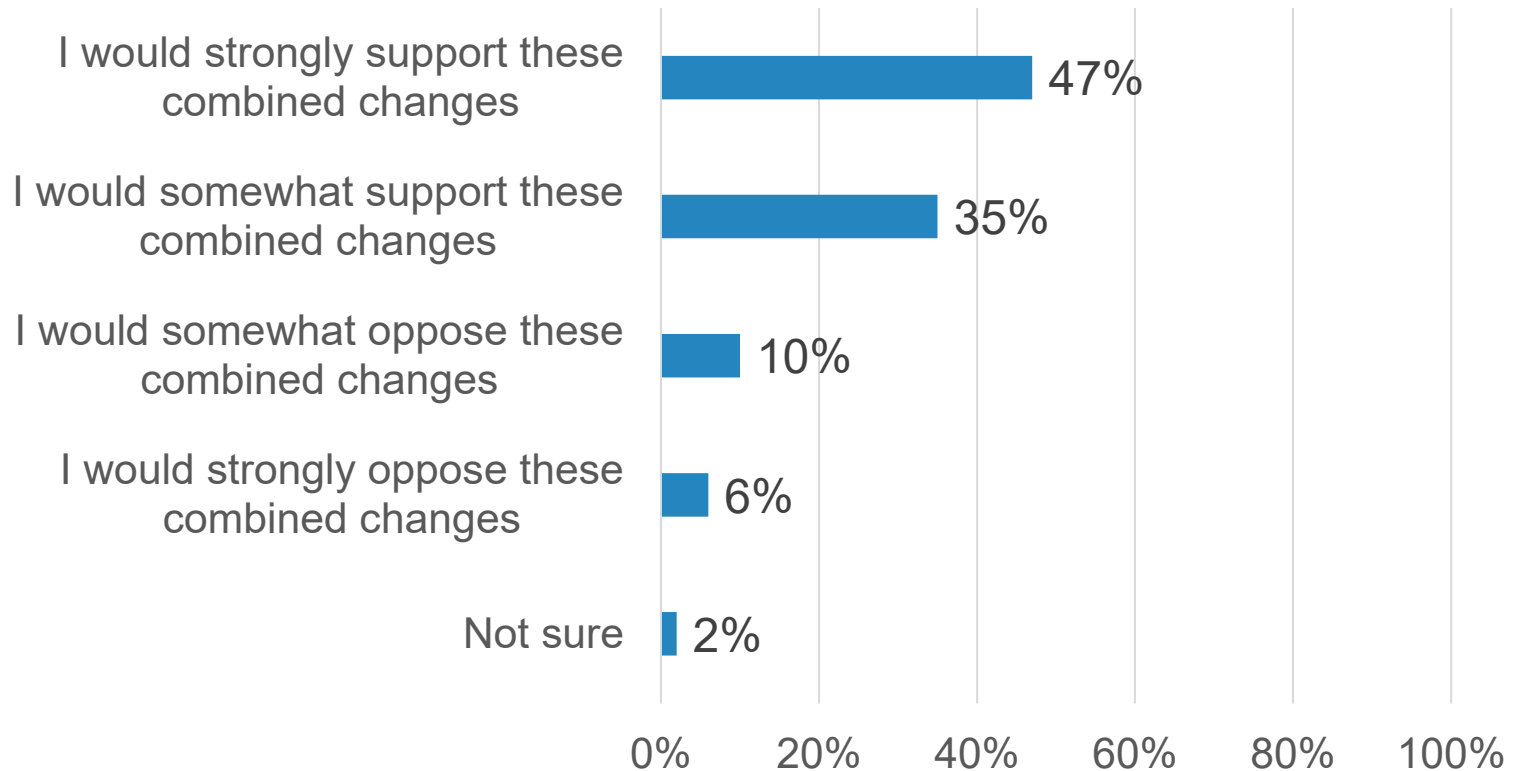
78% support potential immigration legislation that establishes a path toward citizenship for those here illegally



Lifeway research

Q15_6: "In regards to potential legislation addressing illegal immigration, how supportive are you of each of these principles for immigration reform legislation? (Select one response for each principle) Establish a path toward citizenship for those who are here illegally, are interested, and meet certain qualifications for citizenship" n=667

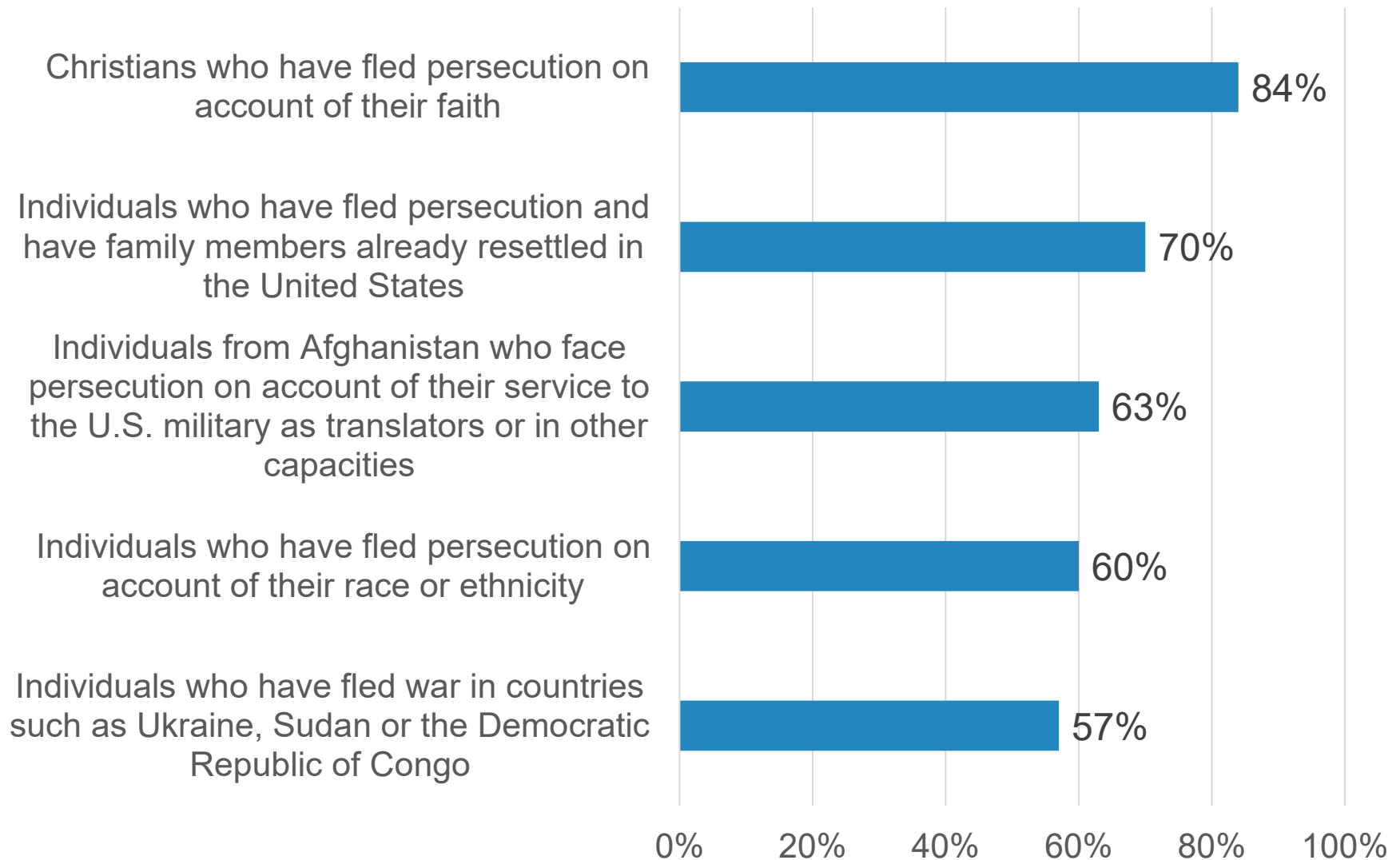
82% would support changes to immigration law that increases border security and establishes a process to earn legal status and apply for citizenship



Lifewayresearch

Q16: "Please indicate if you would or would not support changes to U.S. immigration laws that would both increase border security measures and establish a process so that those immigrants in the U.S. unlawfully could earn permanent legal status and eventually apply for citizenship if they pay a fine, pass a criminal background check, and complete other requirements during a probationary period." n=667

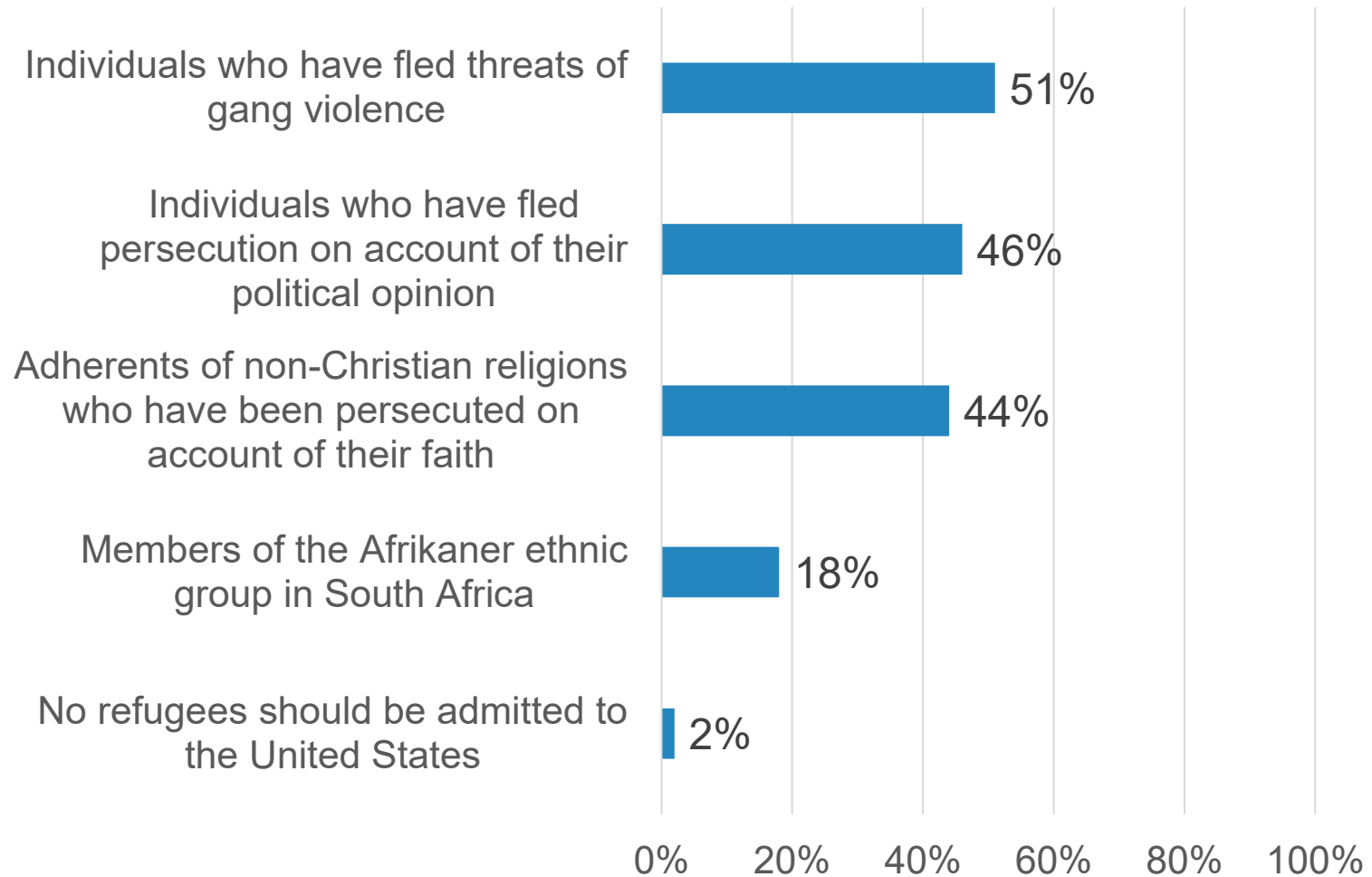
“Which of the following groups should be a priority for refugee resettlement to the United States this year?”



Lifeway research

Q17: “Which of the following groups should be a priority for refugee resettlement to the United States this year? (Select all that apply)” n=667

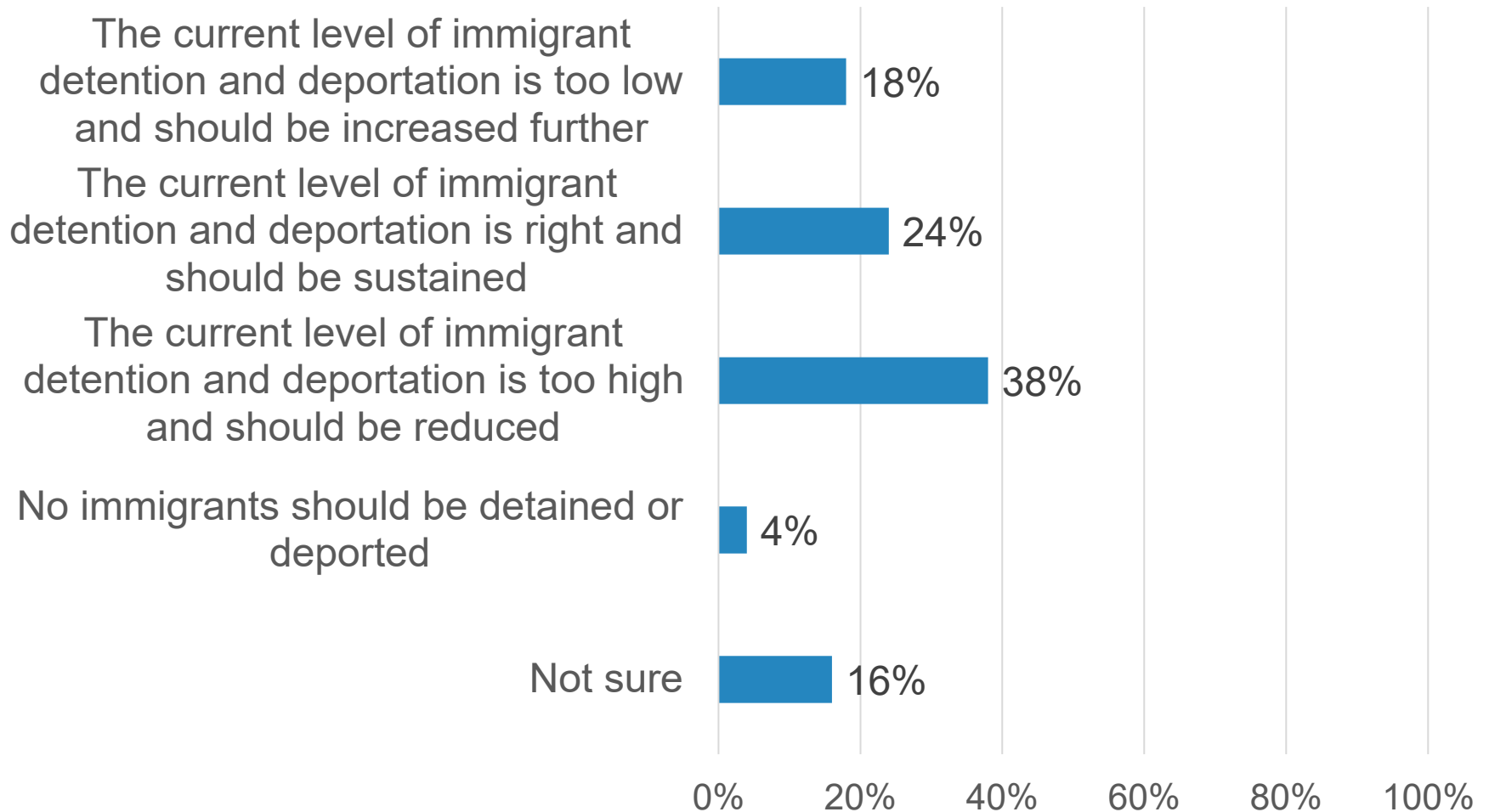
“Which of the following groups should be a priority for refugee resettlement to the United States this year?” *continued*



Lifeway research

Q17: “Which of the following groups should be a priority for refugee resettlement to the United States this year? (Select all that apply)” n=667

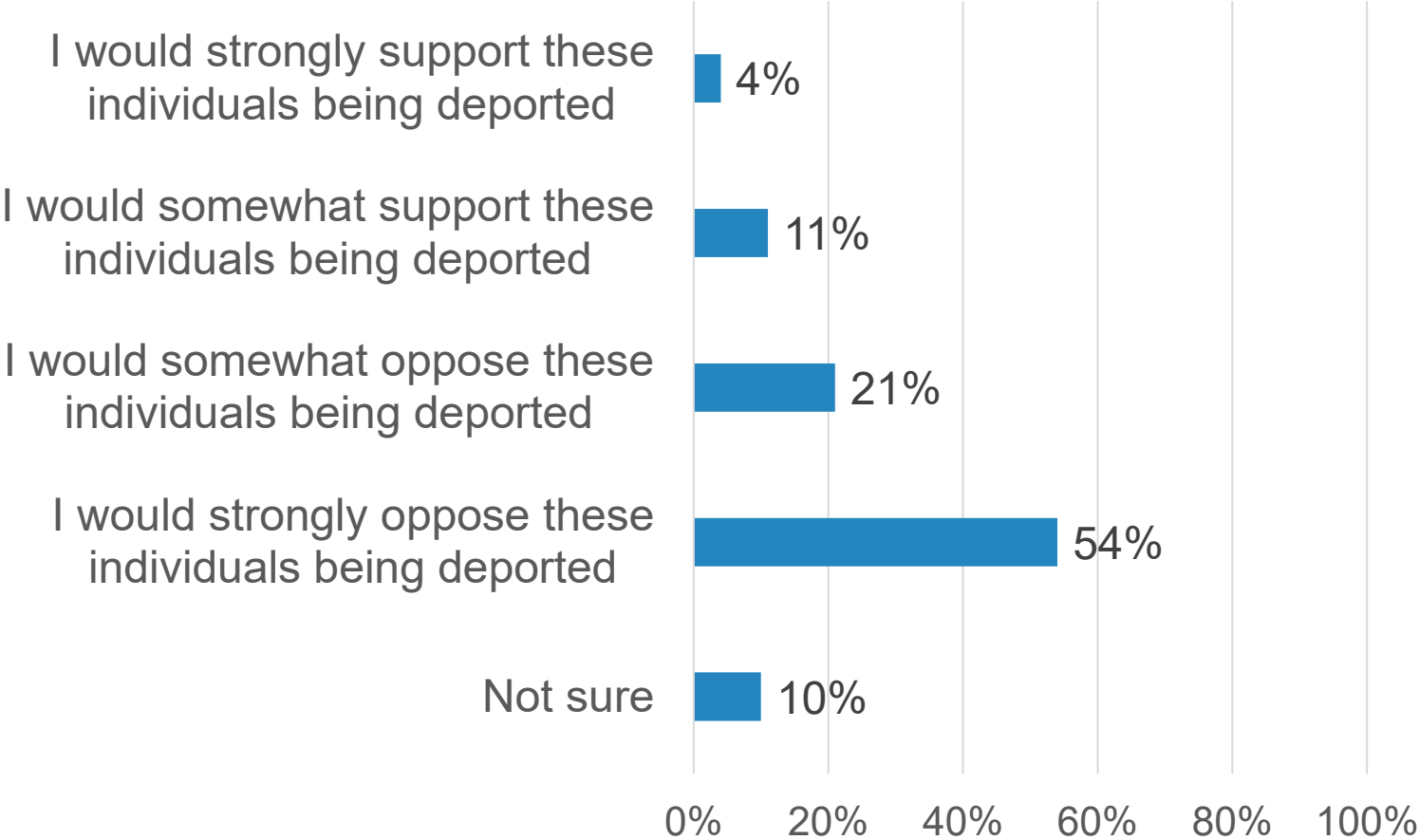
Pastors are split on the current level of immigrant detention and deportation: 38% say the level should be reduced; 24% sustained; 18% increased



Lifeway research

Q18: "In the past year, the number of immigrants who have been detained and deported has significantly increased. Which best describes your views of this current level? (Select One)" n=667

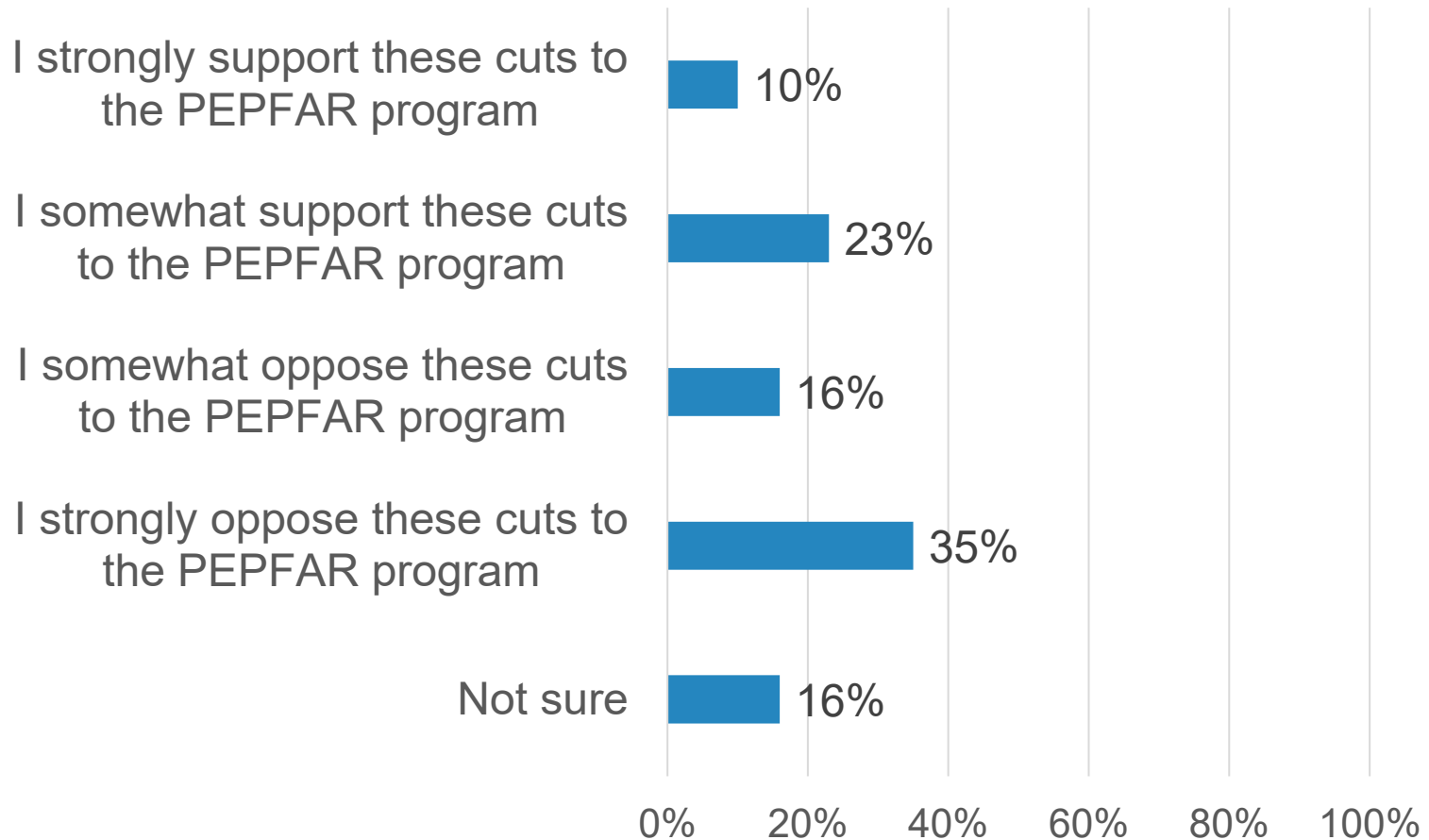
75% would *oppose* deporting Afghans who converted to Christianity or supported US military and had been allowed to lawfully enter the United States



Lifeway research

Q19 “Recently, individuals who were allowed to lawfully enter the United States in the past several years, including some Afghans who had converted to Christianity or who supported the US military, were told that their legal protections were being withdrawn and they should self-deport or face the risk of deportation. Which best describes your views of deporting these Afghans?” n=667

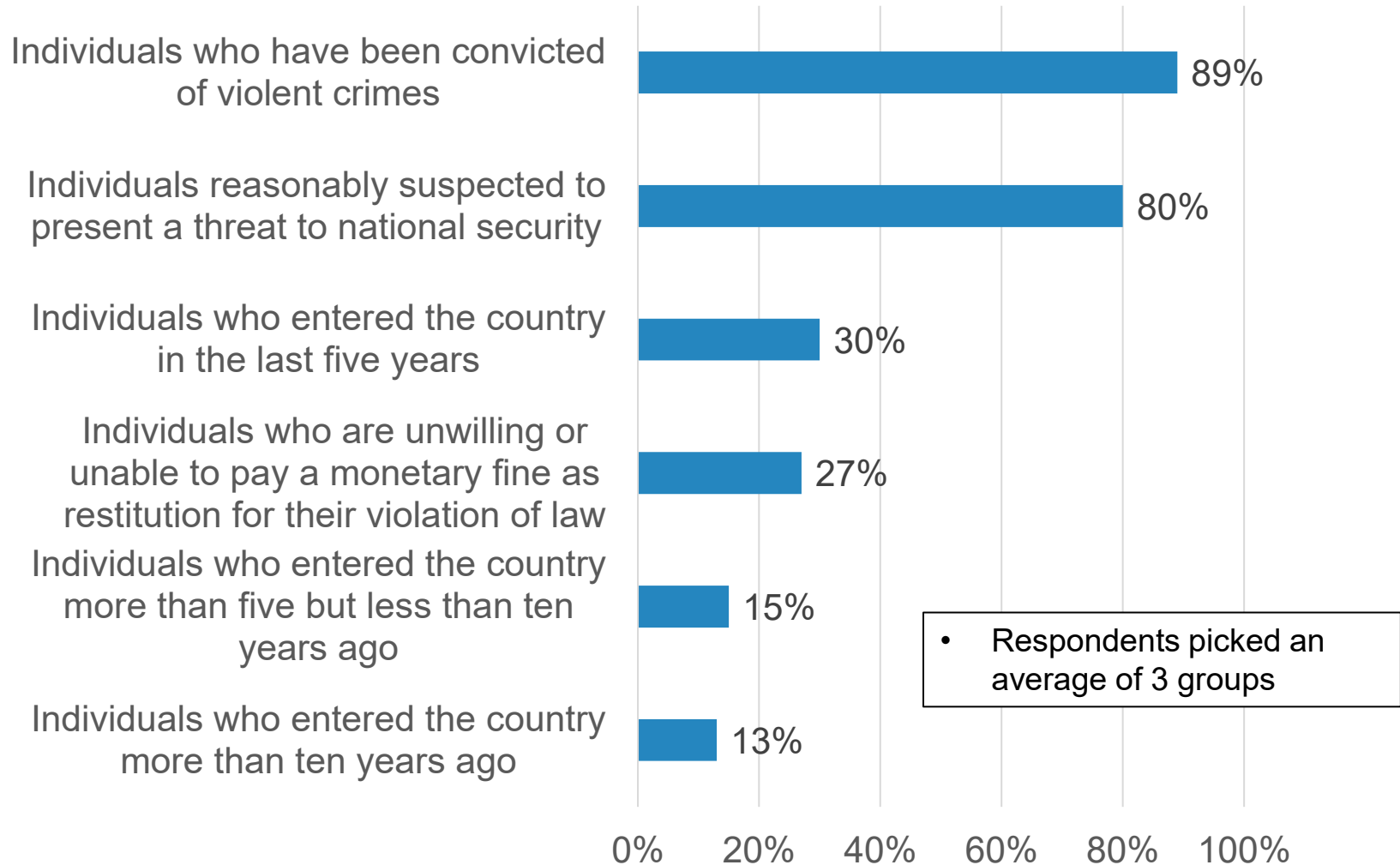
Pastors are split: 33% *support* and 51% *oppose* cuts to PEPFAR, the President's Emergency Plan for AIDS Relief



Lifewayresearch

Q20 "Recently, the U.S. government sought to significantly reduce funding for the program known as PEPFAR, the President's Emergency Plan for AIDS Relief, which is credited with having saved 25 million lives, primarily in Africa. Which best describes your perspective?" n=667

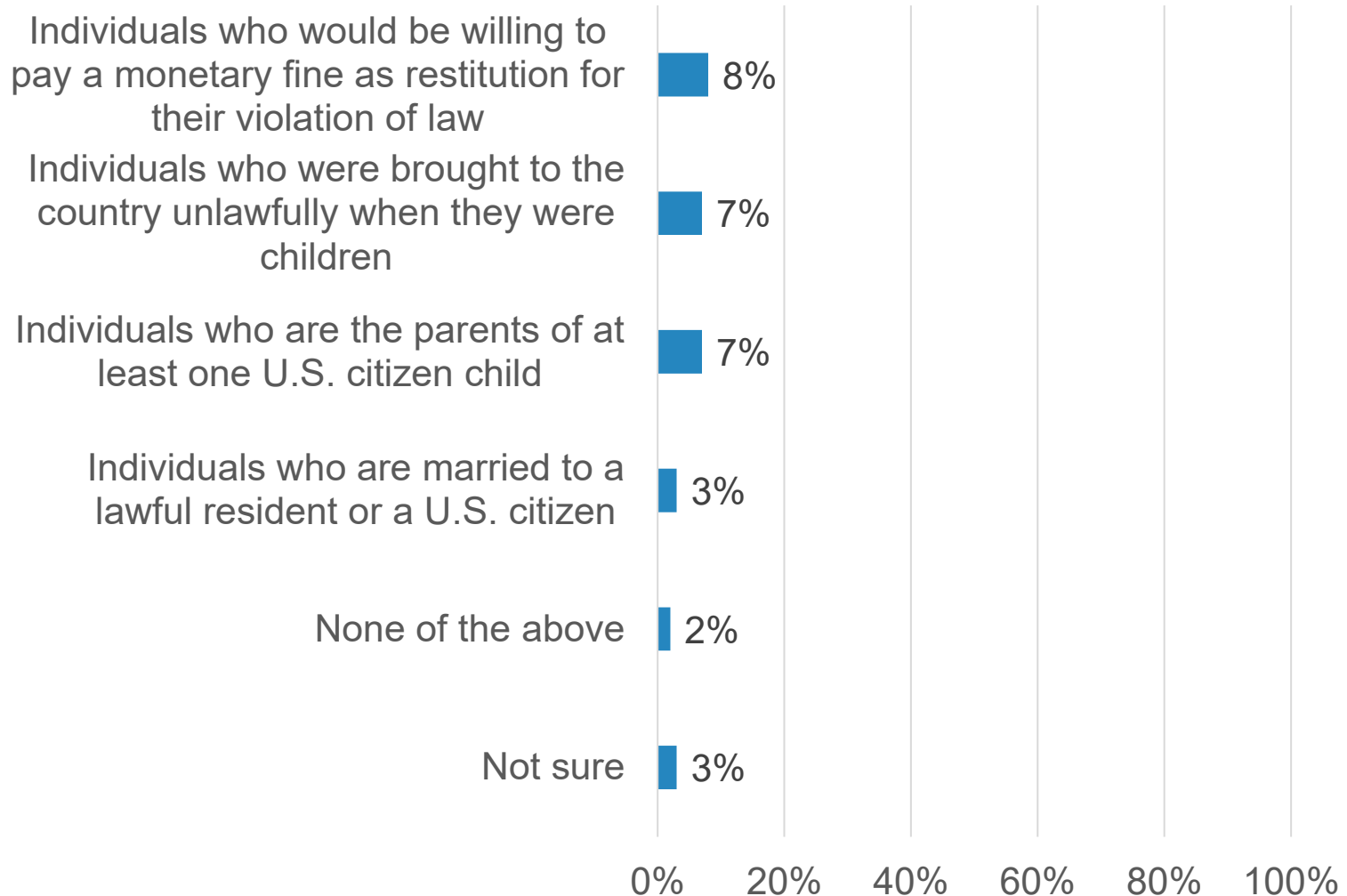
“In regards to proposals to deport immigrants, which of the following groups of immigrants who are in the country unlawfully or overstayed a temporary visa do you believe should be prioritized for deportation?”



Lifeway research

Q21: “In regards to proposals to deport immigrants, which of the following groups of immigrants who are in the country unlawfully or overstayed a temporary visa do you believe **should be** prioritized for deportation? (Select all that apply)” n=667

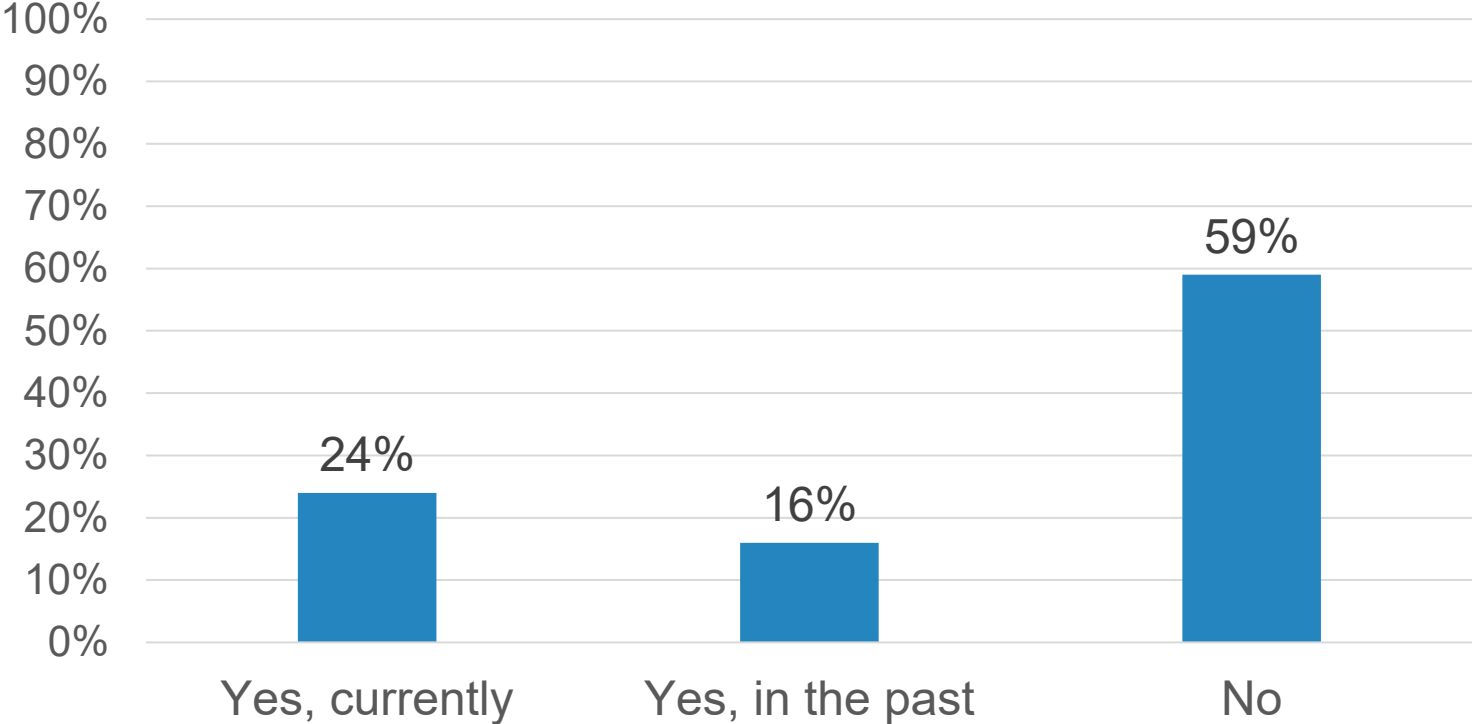
“In regards to proposals to deport immigrants, which of the following groups of immigrants who are in the country unlawfully or overstayed a temporary visa do you believe should be prioritized for deportation?” *continued*



Lifewayresearch

Q21: “In regards to proposals to deport immigrants, which of the following groups of immigrants who are in the country unlawfully or overstayed a temporary visa do you believe **should be** prioritized for deportation? (Select all that apply)” n=667

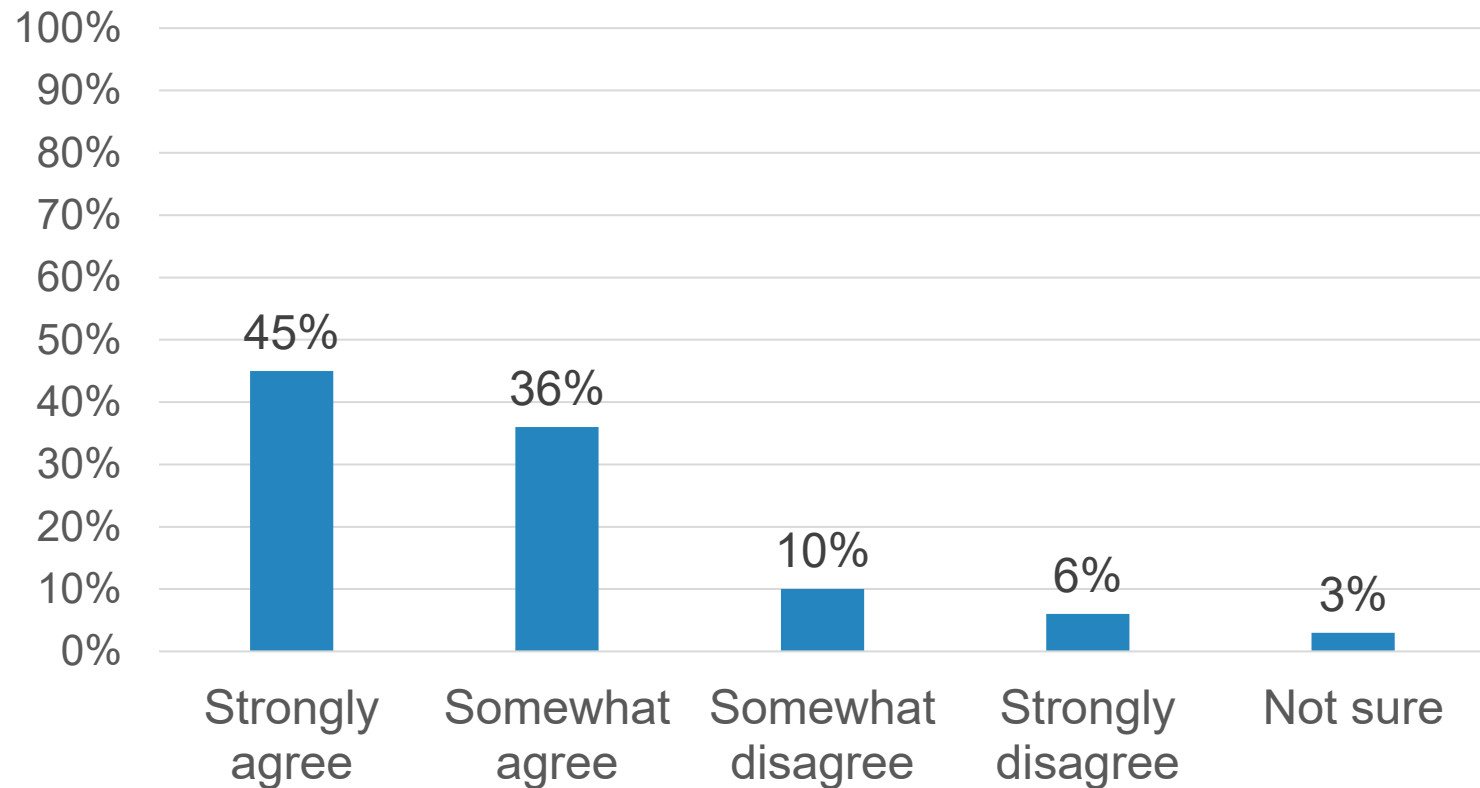
24% say their churches currently have a ministry in that serves refugees or other immigrants



Lifeway research

Q22: "Has the church where you serve ever had a ministry that serves refugees or other immigrants?" n=667

82% agree the U.S. has a moral responsibility to accept refugees



Lifewayresearch

Q23: "The U.S. has a moral responsibility to accept refugees, which U.S. law defines as someone fleeing persecution due to specific factors such as their race, religion, or political opinion." n=667

Significant Differences

Pastor

Ethnicity

Age

Gender

Education Level

Self-identified Evangelical/Mainline

Political Views

Church

Region

Average Attendance

Significant Differences

Comparisons were made to determine if there are any significant statistical differences among the pastor's ethnicity, age, gender, education.

AGE	GENDER	ETHNICITY	EDUCATION
18-44	Male	White	Some college or less
45-54	Female	Hispanic	Bachelor's Degree
55-64		African American	Graduate Degree
65+			

Significant Statistical Differences

Comparisons were made to determine if there are any significant statistical differences among the pastor's self-identified Evangelical or Mainline and political views and the church's region and attendance.

SELF-IDENTIFIED	POLITICAL VIEWS	REGION	ATTENDANCE
Evangelical	Conservative	Northeast	0-49
Mainline	Moderate	South	50-99
	Liberal	Midwest	100-249
		West	250+

Note: Region is defined by the US Census locations

“About what portion of your church is made up of immigrants born outside the U.S.?”

- Pastors age 44-54 are the least likely to select “None that I know of” (18%)
- Hispanic pastors are the most likely to select “Many” (39%) and “Nearly all” (31%)
- Pastors with a Bachelor’s Degree (28%) and Graduate Degree (27%) are more likely to select “Practically none” than those with a Some college or less (12%)
- Mainline pastors are more likely to select “None that I know of” than Evangelical pastors (34% v. 23%)
- Pastors with liberal political views (42%) are more likely to select “Just some” than those with conservative political views (29%) or moderate political views (30%)
- Pastors in the West are the most likely to select “Many” (18%)
- Pastors at churches with attendance of 100-249 (39%) and 250+ (46%) are more likely to select “Just some” than those at churches with attendance of 0-49 (20%) and 50-99 (25%)
- Pastors at churches with attendance of 0-49 are the most likely to select “None that I know of” (46%)

“Which of the following best describes your political views?”

- Male pastors are more likely to select “Conservative” than females (64% v. 10%)
- African American pastors (48%) and Hispanic pastors (33%) are more likely to select “Moderate” than White pastors (15%)
- Pastors with a Graduate Degree are the most likely to select “Liberal” (24%)
- Evangelical pastors are more likely to select “Conservative” than Mainline pastors (78% v. 28%)
- Mainline pastors are more likely to select “Liberal” than Evangelical pastors (48% v. 4%)
- Pastors in the South (67%) are more likely to select “Conservative” than those in the Midwest (57%) and West (47%)
- Pastors at churches with attendance of 250+ are the most likely to select “Conservative” (80%)

“Regardless of your personal political views, which of the following do you believe best describes the political views of the median member of your congregation?”

- Male pastors are more likely to select “Conservative” than females (70% v. 30%)
- African American pastors (45%) and Hispanic pastors (36%) are more likely to select “Moderate” than White pastors (15%)
- Pastors with a Bachelor’s Degree (86%) are more likely to select “Conservative” than those with some college or less (69%) or a Graduate Degree (62%)
- Evangelical pastors are more likely to select “Conservative” than Mainline pastors (81% v. 40%)
- Mainline pastors are more likely to select “Liberal” than Evangelical pastors (30% v. 3%)
- Pastors in the South are the most likely to select “Conservative” (72%)
- Pastors at churches with attendance of 250+ are the most likely to select “Conservative” (88%)

“Which **THREE** of the following do you believe are the most urgent global issues that need the attention of the American church?”

Evangelization

- Male pastors are more likely to select than females (67% v. 15%)
- Pastors with a Graduate Degree are the least likely to select (57%)
- Evangelical pastors are more likely to select than Mainline pastors (75% v. 40%)
- Pastors with conservative political views are the most likely to select (84%)
- Pastors in the South (71%) are more likely to select than those in the Midwest (55%) and West (53%)
- Pastors at churches with attendance of 100-249 (67%) are more likely to select than those at churches with attendance of 0-49 (54%)

“Which THREE of the following do you believe are the most urgent global issues that need the attention of the American church?”

Human Trafficking

- Pastors in the West (18%) are more likely to select than those in the Northeast (8%)
- Evangelical pastors are more likely to select than Mainline pastors (16% v. 10%)
- Pastors with conservative political views (16%) or moderate political views (18%) are more likely to select than those with liberal political views (5%)

“Which THREE of the following do you believe are the most urgent global issues that need the attention of the American church?”

Hunger

- Pastors age 18-44 are the least likely to select (11%)
- Female pastors are more likely to select than males (34% v. 16%)
- Pastors with some college or less are the least likely to select (1%)
- Mainline pastors are more likely to select than Evangelical pastors (33% v. 9%)
- Pastors with liberal political views are the most likely to select (43%)
- Pastors in the Northeast (23%) and Midwest (22%) are more likely to select than those in the South (13%)
- Pastors at churches with attendance of 250+ are the least likely to select (10%)

“Which THREE of the following do you believe are the most urgent global issues that need the attention of the American church?”

Global Health

- Pastors with conservative political views are the least likely to select (3%)
- Pastors at churches with attendance of 0-49 (9%) are more likely to select than those at churches with attendance of 100-249 (4%)

“Which THREE of the following do you believe are the most urgent global issues that need the attention of the American church?”

Discipleship

- Male pastors are more likely to select than females (75% v. 31%)
- Pastors with a Graduate Degree are the least likely to select (68%)
- Evangelical pastors are more likely to select than Mainline pastors (80% v. 54%)
- Pastors with liberal political views are the least likely to select (29%)
- Pastors in the South (77%) are more likely to select than those in the Midwest (69%) and West (61%)
- Pastors at churches with attendance of 250+ (79%) are more likely to select than those at churches with attendance of 0-49 (64%) and 50-99 (68%)

“Which THREE of the following do you believe are the most urgent global issues that need the attention of the American church?”

Refugees, Forced Displacement and Immigration

- Female pastors are more likely to select than males (72% v. 21%)
- Hispanic pastors (36%) are more likely to select than White pastors (24%) and African American pastors (14%)
- Pastors with a Graduate Degree are the most likely to select (29%)
- Mainline pastors are more likely to select than Evangelical pastors (41% v. 16%)
- Pastors in the West (32%) are more likely to select than those in the South (22%)
- Pastors with liberal political views are the most likely to select (72%)
- Pastors at churches with attendance of 0-49 (31%) are more likely to select than those at churches with attendance of 250+ (21%)

“Which THREE of the following do you believe are the most urgent global issues that need the attention of the American church?”

Orphans and Vulnerable Children

- Pastors age 65+ are the least likely to select (6%)
- Male pastors are more likely to select than females (21% v. 7%)
- Evangelical pastors are more likely to select than Mainline pastors (24% v. 13%)
- Pastors with liberal political views are the least likely to select (4%)
- Pastors at churches with attendance of 100-249 (22%) and 250+ (27%) are more likely to select than those at churches with attendance of 0-49 (12%)

“Which THREE of the following do you believe are the most urgent global issues that need the attention of the American church?”

Climate Change

- Female pastors are more likely to select than males (40% v. 5%)
- White pastors (10%) are more likely to select than Hispanic pastors (2%)
- Pastors with a Graduate Degree (11%) are more likely to select than those with some college or less (0%) or a Bachelor’s Degree (0%)
- Mainline pastors are more likely to select than Evangelical pastors (22% v. 2%)
- Pastors with liberal political views are the most likely to select (42%)
- Pastors in the Midwest (14%) are more likely to select than those in the South (5%)
- Pastors at churches with attendance of 0-49 (13%) are more likely to select than those at churches with attendance of 250+ (5%)

“Which THREE of the following do you believe are the most urgent global issues that need the attention of the American church?”

War and Violent Conflict

- Female pastors are more likely to select than males (41% v. 13%)
- Pastors with a Graduate Degree (18%) are more likely to select than those with a Bachelor’s Degree (9%)
- Mainline pastors are more likely to select than Evangelical pastors (26% v. 9%)
- Pastors with liberal political views are the most likely to select (44%)
- Pastors in the Midwest (19%) are more likely to select than those in the South (12%)
- Pastors at churches with attendance of 250+ are the least likely to select (7%)

“Which THREE of the following do you believe are the most urgent global issues that need the attention of the American church?”

Changing Attitudes toward Gender and Sexuality

- Male pastors are more likely to select than females (16% v. 5%)
- Evangelical pastors are more likely to select than Mainline pastors (17% v. 10%)
- Pastors with conservative political views (20%) are more likely to select than those with moderate political views (7%) or liberal political views (9%)

“Which THREE of the following do you believe are the most urgent global issues that need the attention of the American church?”

Religious Persecution

- Pastors age 55-64 (23%) and 65+ (23%) are more likely to select than pastors age 18-44 (13%)
- Male pastors are more likely to select than females (21% v. 7%)
- Pastors with some college or less (34%) are more likely to select than those with a Graduate Degree (18%)
- Evangelical pastors are more likely to select than Mainline pastors (22% v. 13%)
- Pastors with conservative political views (30%) are more likely to select than those with moderate political views (7%) or liberal political views (2%)
- Pastors in the South (24%) are more likely to select than those in the Northeast (12%)

“Which THREE of the following do you believe are the most urgent global issues that need the attention of the American church?”

Wellbeing of Women and Girls

- Pastors age 45-54 (6%) are more likely to select than pastors age 55-64 (2%)
- Pastors with a Graduate Degree (5%) are more likely to select than those with a Bachelor’s Degree (1%)
- Pastors with moderate political views (9%) or liberal political views (7%) are more likely to select than those with conservative political views (2%)
- Pastors in the West (10%) are more likely to select than those in the Midwest (2%) or South (3%)

“Which of the following, if any, have you addressed in a sermon or teaching?”

Evangelization

- Pastors age 55-64 (91%) are more likely to select than pastors age 65+ (83%)
- Male pastors are more likely to select than females (92% v. 50%)
- Pastors with some college (98%) or a Bachelor’s Degree (95%) are more likely to select than those with a Graduate Degree (86%)
- Evangelical pastors are more likely to select than Mainline pastors (95% v. 76%)
- Pastors with liberal political views are the least likely to select (61%)
- Pastors in the South are the most likely to select (93%)
- Pastors at churches with attendance of 250+ are the most likely to select (100%)

“Which of the following, if any, have you addressed in a sermon or teaching?”

Human Trafficking

- Pastors age 45-54 (39%) are more likely to select than pastors age 55-64 (28%)
- African American pastors (58%) are more likely to select than White pastors (32%) and Hispanic pastors (29%)
- Pastors at churches with attendance of of 250+ are the most likely to select (48%)

“Which of the following, if any, have you addressed in a sermon or teaching?”

Hunger

- Female pastors are more likely to select than males (79% v. 46%)
- African American pastors (69%) are more likely to select than White pastors (51%) and Hispanic pastors (32%)
- Pastors with a Graduate Degree (53%) are more likely to select than those with some college or less (30%) or a Bachelor’s Degree (40%)
- Mainline pastors are more likely to select than Evangelical pastors (72% v. 37%)
- Pastors with liberal political views are the most likely to select (86%)

“Which of the following, if any, have you addressed in a sermon or teaching?”

Global Health

- Female pastors are more likely to select than males (28% v. 16%)
- African American pastors are the most likely to select (53%)
- Pastors with a Graduate Degree (20%) are more likely to select than those with a Bachelor’s Degree (7%)
- Mainline pastors are more likely to select than Evangelical pastors (30% v. 9%)
- Pastors with liberal political views are the most likely to select (41%)
- Pastors at churches with attendance of 0-49 (20%) and 250+ (24%) are more likely to select than those at churches with attendance of 100-249 (12%)

“Which of the following, if any, have you addressed in a sermon or teaching?”

Discipleship

- Male pastors are more likely to select than females (96% v. 84%)
- Evangelical pastors are more likely to select than Mainline pastors (97% v. 93%)
- Pastors in the South (97%) are more likely to select than those in the Midwest (93%)
- Pastors with conservative political views (98%) are more likely to select than those with moderate political views (92%) or liberal political views (89%)
- Pastors at churches with attendance of 250+ are the most likely to select (100%)

“Which of the following, if any, have you addressed in a sermon or teaching?”

Refugees, Forced Displacement and Immigration

- Female pastors are more likely to select than males (81% v. 44%)
- Those with a Graduate Degree (49%) are more likely to select than those with some college or less (33%)
- Mainline pastors are more likely to select than Evangelical pastors (69% v. 38%)
- Those in the Midwest (54%) are more likely to select than those in the South (43%)
- Pastors with liberal political views are the most likely to select (89%)
- Pastors at churches with attendance of 250+ (56%) are more likely to select than those at churches with attendance of 0-49 (43%) and 100-249 (42%)

“Which of the following, if any, have you addressed in a sermon or teaching?”

Orphans and Vulnerable Children

- Pastors age 18-44 (57%) and 45-54 (59%) are more likely to select than pastors age 65+ (34%)
- Pastors at churches with attendance of 100-249 (52%) and 250+ (54%) are the least likely to select than those at churches with attendance of 0-49 (40%)

“Which of the following, if any, have you addressed in a sermon or teaching?”

Climate Change

- Female pastors are more likely to select than males (46% v. 17%)
- Pastors with a Graduate Degree (23%) are more likely to select than those with some college or less (1%) or a Bachelor’s Degree (11%)
- Mainline pastors are more likely to select than Evangelical pastors (36% v. 10%)
- Pastors in the Midwest (23%) are more likely to select than South (16%)
- Pastors with liberal political views are the most likely to select (57%)

“Which of the following, if any, have you addressed in a sermon or teaching?”

War and Violent Conflict

- Female pastors are more likely to select than males (74% v. 57%)
- Pastors with a Graduate Degree (60%) are more likely to select than those with some college or less (45%)
- Mainline pastors are more likely to select than Evangelical pastors (76% v. 50%)
- Pastors in the South are the least likely to select (51%)
- Pastors with liberal political views are the most likely to select (86%)

“Which of the following, if any, have you addressed in a sermon or teaching?”

Changing Attitudes toward Gender and Sexuality

- Pastors age 18-44 are the most likely to select (70%)
- Male pastors are more likely to select than females (60% v. 41%)
- Hispanic pastors are the least likely to select (42%)
- Evangelical pastors are more likely to select than Mainline pastors (61% v. 51%)
- Pastors at churches with attendance of 250+ (68%) are more likely to select than those at churches with attendance of 0-49 (47%) and 50-99 (55%)
- Pastors with conservative political views (65%) or liberal political views (55%) are more likely to select than those with moderate political views (39%)

“Which of the following, if any, have you addressed in a sermon or teaching?”

Religious Persecution

- Male pastors are more likely to select than females (68% v. 27%)
- Evangelical pastors are more likely to select than Mainline pastors (74% v. 48%)
- Pastors in the South (68%) are more likely to select than those in the Northeast (55%)
- Pastors with conservative political views (81%) are more likely to select than pastors with moderate (58%) or liberal political views (19%)
- Pastors at churches with attendance of 250+ are the most likely to select (82%)

“Which of the following, if any, have you addressed in a sermon or teaching?”

Wellbeing of Women and Girls

- Pastors age 65+ (44%) are more likely to select than pastors age 55-64 (33%)
- African American pastors (69%) are more likely to select than White pastors (37%) and Hispanic pastors (32%)
- Pastors with a Graduate Degree (41%) are more likely to select than those with a Bachelor’s Degree (28%)
- Mainline pastors are more likely to select than Evangelical pastors (48% v. 32%)
- Pastors with liberal political views (60%) are more likely to select than those with conservative political views (32%) or moderate political views (34%)
- Pastors at churches with attendance of 250+ (46%) are more likely to select than those at churches with attendance of 100-249 (35%)

“Why have you not preached or taught on refugees, forced displacement and immigration at your local church?”

I do not believe it is appropriate to discuss this issue because it is not a biblical issue

- Pastors with conservative political views (12%) are more likely to select than those with moderate political views (1%)
- Pastors at churches with attendance of 250+ (18%) are more likely to select than those at churches with attendance of 100-249 (7%)

I do not believe it is appropriate to discuss this issue because it is a political issue

- Pastors age 45-54 (21%) are more likely to select than pastors age 18-44 (7%)
- Hispanic pastors (27%) are more likely to select than White pastors (13%) and African American pastors (0%)

“Why have you not preached or taught on refugees, forced displacement and immigration at your local church?”

I do not want to discuss this issue because I believe it would be divisive for my congregation

- Female pastors are more likely to select than males (42% v. 11%)
- Pastors with a graduate degree (15%) are more likely to select than those with some college or less (2%)
- Mainline pastors are more likely to select than Evangelical pastors (24% v. 10%)
- Pastors with conservative political views are the least likely to select (8%)
- Pastors at churches with attendance of 100-249 (15%) are more likely to select than those at churches with attendance of 250+ (5%)

“Why have you not preached or taught on refugees, forced displacement and immigration at your local church?”

I do not feel equipped to address this complex topic

- No meaningful significant differences

I do not believe my congregation would be interested in this topic

- No meaningful significant differences

“Why have you not preached or taught on refugees, forced displacement and immigration at your local church?”

I do not believe this topic is relevant to the people in my congregation

- White pastors (24%) and African American pastors (30%) are more likely to select than Hispanic pastors (9%)
- Pastors in the Northeast are the most likely to select (42%)
- Pastors at churches with attendance of 250+ (38%) are more likely to select than those at churches with attendance of 50-99 (18%) and 100-249 (17%)
- Pastors with conservative political views (25%) are more likely to select than those with moderate political views (12%)

“Why have you not preached or taught on refugees, forced displacement and immigration at your local church?”

I would like to discuss this topic but other leaders within my congregation are not supportive

- Pastors in the West are more likely to select (9%) than those in the Northeast (0%) and South (3%)
- Pastors with moderate political views (12%) are more likely to select than those with conservative political views (1%)

“In light of recent cuts to U.S. government funding for foreign assistance impacting food, health and humanitarian disaster response programs, which of the following describes your perspective?”

My church has stepped up to do more to address these needs

- Pastors with a Graduate Degree (49%) are more likely to select than those with some college or less (28%) or a Bachelor’s Degree (38%)
- Mainline pastors are more likely to select than Evangelical pastors (60% v. 38%)
- Pastors at churches with attendance of 250+ are the most likely to select (62%)
- Pastors with conservative political views are the least likely to select (37%)

My church has not yet stepped up to do more to address these needs, but we will

- Pastors at churches with attendance of 250+ are the least likely to select (0%)

“In light of recent cuts to U.S. government funding for foreign assistance impacting food, health and humanitarian disaster response programs, which of the following describes your perspective?”

The church cannot fill the gap left by the reduction in government foreign assistance funds

- Pastors age 55-64 (31%) are more likely to select than pastors age 45-54 (21%)
- Female pastors are more likely to select than males (52% v. 23%)
- Pastors with a Graduate Degree are the most likely to select (30%)
- Mainline pastors are more likely to select than Evangelical pastors (45% v. 16%)
- Pastors with liberal political views are the most likely to select (62%)
- Pastors at churches with attendance of 250+ are the least likely to select (11%)

“In light of recent cuts to U.S. government funding for foreign assistance impacting food, health and humanitarian disaster response programs, which of the following describes your perspective?”

I have encouraged or I will encourage my elected officials to restore foreign assistance funds

- Female pastors are more likely to select than males (56% v. 17%)
- African American pastors (36%) are more likely to select than White pastors (21%) and Hispanic pastors (17%)
- Pastors with a Graduate Degree are the most likely to select (24%)
- Mainline pastors are more likely to select than Evangelical pastors (42% v. 9%)
- Pastors with liberal political views are the most likely to select (68%)
- Pastors in the Midwest (25%) are more likely to select than those in the South (16%)
- Pastors at churches with attendance of 0-49 (25%) and 50-99 (24%) are more likely to select than those at churches with attendance of 250+ (15%)

“In light of recent cuts to U.S. government funding for foreign assistance impacting food, health and humanitarian disaster response programs, which of the following describes your perspective?”

I have publicly encouraged or I will publicly encourage my congregation to advocate for foreign assistance funds to be restored

- Female pastors are more likely to select than males (36% v. 12%)
- African American pastors (37%) are more likely to select than White pastors (13%) and Hispanic pastors (15%)
- Pastors with a Graduate Degree are the most likely to select (17%)
- Mainline pastors are more likely to select than Evangelical pastors (31% v. 7%)
- Pastors with liberal political views are the most likely to select (46%)
- Pastors in the West (21%) are more likely to select than those in the South (12%)

“In light of recent cuts to U.S. government funding for foreign assistance impacting food, health and humanitarian disaster response programs, which of the following describes your perspective?”

I fully support these government funding cuts to foreign assistance

- Male pastors are more likely to select than females (24% v. 2%)
- African American pastors are the least likely to select (0%)
- Pastors with some college or less (36%) are more likely to select than those with a Graduate Degree (21%)
- Evangelical pastors are more likely to select than Mainline pastors (26% v. 12%)
- Pastors with conservative political views (35%) are more likely to select than those with moderate political views (3%) or liberal political views (0%)

“In light of recent cuts to U.S. government funding for foreign assistance impacting food, health and humanitarian disaster response programs, which of the following describes your perspective?”

I believe some government funding cuts were appropriate, but that these cuts went too far

- Pastors age 55-64 (22%) and 65+ (23%) are more likely to select than pastors age 45-54 (14%)
- African American pastors (32%) and Hispanic pastors (27%) are more likely to select than White pastors (17%)
- Pastors with conservative political views (20%) and moderate political views (25%) are more likely to select than those with liberal political views (10%)

“In the last decade, the number of people globally who have been forced by persecution or conflict to flee their homes has nearly doubled, from about 60 million to more than 120 million currently living displaced. Which of the following best describes your views on how the American Church should respond to this situation?”

- Pastors at churches with attendance of 0-49 are the most likely to select “The American Church should be on the forefront of responding to the increase in global displacement” (49%)
- Female pastors are more likely to select “The American Church should be on the forefront of responding to the increase in global displacement” than males (84% v. 31%)
- Male pastors are more likely to select “The American Church should be concerned with the increase in global displacement, but it is not a top priority” than females (51% v. 16%)
- African American pastors (58%) and Hispanic pastors (45%) are more likely to select “The American Church should be on the forefront of responding to the increase in global displacement” than White pastors (33%)
- White pastors (52%) are more likely to select “The American Church should be concerned with the increase in global displacement, but it is not a top priority” than African American pastors (35%) and Hispanic pastors (33%)

Lifewayresearch

“In the last decade, the number of people globally who have been forced by persecution or conflict to flee their homes has nearly doubled, from about 60 million to more than 120 million currently living displaced. Which of the following best describes your views on how the American Church should respond to this situation?” *continued*

- Pastors with a Graduate Degree (39%) are more likely to select “The American Church should be on the forefront of responding to the increase in global displacement” than pastors with a Bachelor’s Degree (25%)
- Mainline pastors are more likely to select “The American Church should be on the forefront of responding to the increase in global displacement” than Evangelical pastors (54% v. 27%)
- Evangelical pastors are more likely to select “The American Church should be concerned with the increase in global displacement, but it is not a top priority” than Mainline pastors (54% v. 37%)
- Pastors in the South (40%) and West (43%) are more likely to select “The American Church should be on the forefront of responding to the increase in global displacement” than those in the Northeast (26%)

“In the last decade, the number of people globally who have been forced by persecution or conflict to flee their homes has nearly doubled, from about 60 million to more than 120 million currently living displaced. Which of the following best describes your views on how the American Church should respond to this situation?” *continued*

- Pastors with liberal political views are the most likely to select “The American Church should be on the forefront of responding to the increase in global displacement” (72%)
- Pastors at churches with attendance of 250+ (59%) are more likely to select “The American Church should be concerned with the increase in global displacement, but it is not a top priority” than those at churches with attendance of 0-49 (40%) and 50-99 (44%)

“Which of the following best describes your opinions about legal immigration?”

Legal immigration is...

- Pastors age 65+ (41%) are more likely to select “Helpful to the U.S., and we should maintain the current number of legal immigrants approved in a year” than pastors age 18-44 (28%)
- Female pastors are more likely to select “Helpful to the U.S., and we should increase the number of legal immigrants approved in a year” than males (82% v. 50%)
- African pastors (52%) are more likely to select “Helpful to the U.S., and we should maintain the current number of legal immigrants approved in a year” than White pastors (34%)
- Mainline pastors are more likely to select “Helpful to the U.S., and we should increase the number of legal immigrants approved in a year” than Evangelical pastors (68% v. 46%)
- Pastors in the West (62%) are more likely to select “Helpful to the U.S., and we should increase the number of legal immigrants approved in a year” than those in the Midwest (50%) and South (50%)

“Which of the following best describes your opinions about legal immigration?” *continued*

Legal immigration is...

- Pastors with conservative political views (42%) or moderate political views (38%) are more likely to select “Helpful to the U.S., and we should maintain the current number of legal immigrants approved in a year” than those with liberal political views (14%)
- Pastors at churches with attendance of 250+ (41%) are more likely to select “Helpful to the U.S., and we should maintain the current number of legal immigrants approved in a year” than those at churches with attendance of 50-99 (30%)
- Pastors at churches with attendance of 250+ are the least likely to select “Helpful to the U.S., but it is currently too high, and we should decrease the number of legal immigrants approved in a year (2%)

“In regards to potential legislation addressing illegal immigration, how supportive are you of each of these principles for immigration reform legislation?”

Respect the God-given dignity of every person

- Pastors with a Graduate Degree (98%) are more likely to support than those with some college or less (93%)

Protect the unity of the immediate family

- Pastors age 55-64 (97%) are more likely to support than pastors age 18-44 (91%)
- Pastors with liberal political views (99%) are more likely to support than those with conservative political views (92%)
- Pastors at churches with attendance of 250+ (98%) are more likely to support than those at churches with attendance of 0-49 (92%) and 100-249 (93%)

“In regards to potential legislation addressing illegal immigration, how supportive are you of each of these principles for immigration reform legislation?”

Respect the rule of law

- Pastors age 65+ (94%) are more likely to support than those age 18-44 (87%)
- Male pastors are more likely to support than females (93% v. 78%)
- White pastors (93%) are more likely to support than African American pastors (84%)
- Evangelical pastors are more likely to support than Mainline pastors (96% v. 87%)
- Pastors at churches with attendance of 100-249 (96%) are more likely to support than those at churches with attendance of 0-49 (87%) and 50-99 (90%)
- Pastors with conservative political views are the most likely to support (98%)

“In regards to potential legislation addressing illegal immigration, how supportive are you of each of these principles for immigration reform legislation?”

Guarantee secure national borders

- Pastors age 18-44 are the least likely to support (81%)
- Male pastors are more likely to support than females (93% v. 56%)
- Pastors with a Graduate Degree (11%) are more likely to oppose than those with some college or less (1%)
- Evangelical pastors are more likely to support than Mainline pastors (97% v. 79%)
- Pastors in the South (93%) are more likely to support than those in the Northeast (84%) and Midwest (86%)
- Pastors with conservative political views are the most likely to support (99%)
- Pastors at churches with attendance of 100-249 (94%) and 250+ (96%) are more likely to support than those at churches with attendance of 0-49 (80%) and 50-99 (87%)

“In regards to potential legislation addressing illegal immigration, how supportive are you of each of these principles for immigration reform legislation?”

Ensure fairness to taxpayers

- Pastors age 55-64 (93%) and 65+ (95%) are more likely to support than pastors age 18-44 (84%) and 45-54 (87%)
- Male pastors are more likely to support than females (92% v. 74%)
- Pastors with a Bachelor’s Degree (96%) are more likely to support than those with a Graduate Degree (89%)
- Evangelical pastors are more likely to support than Mainline pastors (96% v. 84%)
- Pastors in the South (94%) are more likely to support than those in the Northeast (84%) and West (86%)
- Pastors with conservative political views (97%) are more likely to support than those with moderate political views (86%) or liberal political views (73%)
- Pastors at a church with attendance of 250+ are the most likely to support (96%)

“In regards to potential legislation addressing illegal immigration, how supportive are you of each of these principles for immigration reform legislation?”

Establish a path toward citizenship for those who are here illegally, are interested, and meet certain qualifications for citizenship

- Female pastors are more likely to support than males (97% v. 77%)
- White pastors (22%) are more likely to oppose than pastors who are African American (4%) and Hispanic (3%)
- Mainline pastors are more likely to support than Evangelical pastors (88% v. 73%)
- Pastors with conservative political views are the most likely to oppose (30%)

“Please indicate if you would or would not support changes to U.S. immigration laws that would both increase border security measures and establish a process so that those immigrants in the U.S. unlawfully could earn permanent legal status and eventually apply for citizenship if they pay a fine, pass a criminal background check, and complete other requirements during a probationary period.”

- Hispanic pastors (95%) are more likely to support than pastors who are White (80%) and African American (82%)
- Pastors with some college or less (28%) are more likely to oppose than those with a Graduate Degree (14%)
- Pastors in the West (89%) are more likely to support than those in the Northeast (78%) and Midwest (80%)
- Pastors with moderate political views (93%) or liberal political views (88%) are more likely to support than those with conservative political views (77%)
- Pastors at a church with attendance of 100-249 (86%) are more likely to support than those at churches with attendance of 0-49 (78%)

“Which of the following groups should be a priority for refugee resettlement to the United States this year?”

Christians who have fled persecution on account of their faith

- Pastors with conservative political views (86%) or moderate political views (87%) are more likely to select than those with liberal political views (73%)

Adherents of non-Christian religions who have been persecuted on account of their faith

- Female pastors are more likely to select than males (73% v. 41%)
- Pastors with a Graduate Degree are the most likely to select (48%)
- Mainline pastors are more likely to select than Evangelical pastors (62% v. 37%)
- Pastors in the West (51%) are more likely to select than those in the South (39%)
- Pastors with conservative political views are the least likely to select (28%)
- Pastors at churches with attendance of 0-49 (52%) and 50-99 (48%) are more likely to select than those at churches with attendance of 250+ (33%)

“Which of the following groups should be a priority for refugee resettlement to the United States this year?”

Individuals who have fled war in countries such as Ukraine, Sudan or the Democratic Republic of Congo

- Female pastors are more likely to select than males (85% v. 55%)
- African American pastors are the most likely to select (88%)
- Pastors with a Graduate Degree are the most likely to select (61%)
- Mainline pastors are more likely to select than Evangelical pastors (78% v. 47%)
- Pastors in the South are the least likely to select (48%)
- Pastors with conservative political views are the least likely to select (41%)
- Pastors at churches with attendance of 0-49 (65%) are more likely to select than those at churches with attendance of 100-249 (55%) and 250+ (53%)

“Which of the following groups should be a priority for refugee resettlement to the United States this year?”

Individuals from Afghanistan who face persecution on account of their service to the U.S. military as translators or in other capacities

- Female pastors are more likely to select than males (85% v. 61%)
- African American pastors (82%) and White pastors (67%) are more likely to select than Hispanic pastors (40%)
- Pastors with a Graduate Degree (68%) are more likely to select than those with some college or less (27%) or a Bachelor's Degree (55%)
- Mainline pastors are more likely to select than Evangelical pastors (78% v. 57%)
- Pastors in the Midwest (71%) are more likely to select than those in the South (58%)
- Pastors with liberal political views are the most likely to select (90%)
- Pastors at churches with attendance of 0-49 (69%) are more likely to select than those at churches with attendance of 250+ (57%)

“Which of the following groups should be a priority for refugee resettlement to the United States this year?”

Individuals who have fled persecution and have family members already resettled in the United States

- Female pastors are more likely to select than males (94% v. 68%)
- African American pastors are the most likely to select (87%)
- Pastors with a Graduate Degree (73%) are more likely to select than those with some college or less (54%)
- Mainline pastors are more likely to select than Evangelical pastors (80% v. 66%)
- Pastors in the West (77%) are more likely to select than pastors in the Midwest (64%)
- Pastors with liberal political views are the most likely to select (94%)
- Pastors at churches with attendance 0-49 (78%) are more likely to select than those at churches with attendance of 100-249 (66%) and 250+ (67%)

“Which of the following groups should be a priority for refugee resettlement to the United States this year?”

Individuals who have fled persecution on account of their political opinion

- Female pastors are more likely to select than males (73% v. 43%)
- Pastors with a Graduate Degree are the most likely to select (49%)
- Mainline pastors are more likely to select than Evangelical pastors (65% v. 39%)
- Pastors in the West (52%) are more likely to select than those in the South (41%)
- Pastors with liberal political views are the most likely to select (84%)
- Pastors at churches with attendance of 0-49 are the most likely to select (59%)

“Which of the following groups should be a priority for refugee resettlement to the United States this year?”

Individuals who have fled persecution on account of their race or ethnicity

- Female pastors are more likely to select than males (83% v. 57%)
- African American pastors are the most likely to select (81%)
- Pastors with a Graduate Degree (63%) are more likely to select than those with some college or less (37%)
- Mainline pastors are more likely to select than Evangelical pastors (78% v. 54%)
- Pastors in the Northeast (72%) and Midwest (63%) are more likely to select than those in the South (54%)
- Pastors with liberal political views are the most likely to select (94%)
- Pastors at churches with attendance of 250+ are the least likely to select (45%)

Members of the Afrikaner ethnic group in South Africa

- African American pastors are the most likely to select (44%)

“Which of the following groups should be a priority for refugee resettlement to the United States this year?”

Individuals who have fled threats of gang violence

- Female pastors are more likely to select than males (76% v. 49%)
- African American pastors are the most likely to select (84%)
- Mainline pastors are more likely to select than Evangelical pastors (72% v. 43%)
- Pastors in the West (58%) are more likely to select than those in the South (45%)
- Pastors with liberal political views are the most likely to select (86%)
- Pastors at churches with attendance of 0-49 (60%) are more likely to select than those at churches with attendance of 100-249 (48%) and 250+ (48%)

“In the past year, the number of immigrants who have been detained and deported has significantly increased. Which best describes your views of this current level?”

- Pastors age 18-44 (8%) are more likely to select “No immigrants should be detained or deported) than pastors age 45-54 (2%) and 55-64 (2%)
- Female pastors are more likely to select “The current level of immigrant detention and deportation is too high and should be reduced” than males (70% v. 35%)
- White pastors (22%) are more likely to select “The current level of immigrant detention and deportation is low and should be increased further” than African American pastors (3%) and Hispanic pastors (6%)
- Pastors with a Graduate Degree are the most likely to select “The current level of immigrant detention and deportation is too high and should be reduced” (44%)
- Mainline pastors are more likely to select “The current level of immigrant detention and deportation is too high and should be reduced” than Evangelical pastors (60% v. 27%)

“In the past year, the number of immigrants who have been detained and deported has significantly increased. Which best describes your views of this current level?” *continued*

- Pastors in the Midwest (29%) are more likely to select “The current level of immigrant detention and deportation is right and should be sustained” than those in the Northeast (18%)
- Pastors with conservative political views (29%) are more likely to select “The current level of immigrant detention and deportation is too low and should be increased further” than pastors with moderate (2%) or liberal political views (2%)
- Pastors with liberal political views are the most likely to select “The current level of immigrant detention and deportation is too high and should be reduced” (84%)
- Pastors at churches with attendance of 50-99 (23%) are more likely to select “The current level of immigrant detention and deportation is too low and should be increased further” than those at churches with attendance of 0-49 (13%)
- Pastors at churches with attendance of 205+ are the least likely to select “The current level of immigrant detention and deportation is too high and should be reduced” (22%)

“Recently, individuals who were allowed to lawfully enter the United States in the past several years, including some Afghans who had converted to Christianity or who supported the US military, were told that their legal protections were being withdrawn and they should self-deport or face the risk of deportation. Which best describes your views of deporting these Afghans?”

- Pastors age 18-44 (81%) are more likely to oppose than pastors age 45-54 (70%)
- Female pastors are more likely to oppose than males (93% v. 73%)
- Pastors with a Graduate Degree are the most likely to oppose (79%)
- Mainline pastors are more likely to oppose than Evangelical pastors (86% v. 69%)
- Pastors in the Midwest (79%) are more likely to oppose than those in the South (70%)
- Pastors with conservative political views are the most likely to support (23%)
- Pastors at churches with attendance of 250+ (21%) are more likely to support than those at churches with attendance of 100-249 (13%)

“Recently, the U.S. government sought to significantly reduce funding for the program known as PEPFAR, the President’s Emergency Plan for AIDS Relief, which is credited with having saved 25 million lives, primarily in Africa. Which best describes your perspective?”

- Male pastors are more likely to support these cuts than females (36% v. 8%)
- African American pastors are the most likely to oppose these cuts (89%)
- Pastors with a Graduate Degree are the most likely to oppose these cuts (56%)
- Evangelical pastors are more likely to support these cuts than Mainline pastors (40% v. 21%)
- Pastors with liberal political views are the most likely to oppose these cuts (93%)
- Pastors at churches with attendance of 0-49 (60%) and 100-249 (52%) are more likely to oppose these cuts than those at churches with attendance of 250+ (40%)

“In regards to proposals to deport immigrants, which of the following groups of immigrants who are in the country unlawfully or overstayed a temporary visa do you believe should be prioritized for deportation?”

Individuals who have been convicted of violent crimes

- White pastors (91%) are more likely to select than Hispanic pastors (84%)
- Pastors with a Graduate Degree (91%) are more likely to select than those with a Bachelor’s Degree (84%)
- Pastors in the Midwest are the most likely to select (95%)
- Pastors at churches with attendance of 50-99 (93%) and 250+ (92%) are more likely to select than those at churches with attendance of 0-49 (84%)

“In regards to proposals to deport immigrants, which of the following groups of immigrants who are in the country unlawfully or overstayed a temporary visa do you believe should be prioritized for deportation?”

Individuals reasonably suspected to present a threat to national security

- Pastors age 55-64 (85%) are more likely to select than pastors age 45-54 (76%)
- Male pastors are more likely to select than females (81% v. 69%)
- Evangelical pastors are more likely to select than Mainline pastors (83% v. 77%)
- Pastors with conservative political views (88%) are more likely to select than those with moderate political views (73%) or liberal political views (65%)

“In regards to proposals to deport immigrants, which of the following groups of immigrants who are in the country unlawfully or overstayed a temporary visa do you believe should be prioritized for deportation?”

Individuals who are unwilling or unable to pay a monetary fine as restitution for their violation of law

- Male pastors are more likely to select than females (29% v. 4%)
- White pastors (29%) are more likely to select than African American pastors (9%)
- Evangelical pastors are more likely to select than Mainline pastors (34% v. 13%)
- Pastors with liberal political views are the least likely to select (2%)

“In regards to proposals to deport immigrants, which of the following groups of immigrants who are in the country unlawfully or overstayed a temporary visa do you believe should be prioritized for deportation?”

Individuals who would be willing to pay a monetary fine as restitution for their violation of law

- Pastors age 65+ (10%) are more likely to select than pastors age 55-64 (5%)
- Evangelical pastors are more likely to select than Mainline pastors (10% v. 4%)
- Pastors with conservative political views (12%) are more likely to select than those with moderate political views (4%) or liberal political views (1%)

“In regards to proposals to deport immigrants, which of the following groups of immigrants who are in the country unlawfully or overstayed a temporary visa do you believe should be prioritized for deportation?”

Individuals who entered the country in the last five years

- Male pastors are more likely to select than females (32% v. 5%)
- White pastors (33%) are more likely to select than African American pastors (16%) Hispanic pastors (16%)
- Evangelical pastors are more likely to select than Mainline pastors (36% v. 19%)
- Pastors with liberal political views are the least likely to select (2%)
- Pastors at churches with attendance of 250+ (36%) are more likely to select than those at churches with attendance of 0-49 (25%)

“In regards to proposals to deport immigrants, which of the following groups of immigrants who are in the country unlawfully or overstayed a temporary visa do you believe should be prioritized for deportation?”

Individuals who entered the country more than five but less than ten years ago

- Male pastors are more likely to select than females (17% v. 2%)
- White pastors (17%) are more likely to select than Hispanic pastors (7%)
- Pastors with some college or less (30%) are more likely to select than those with a Graduate Degree (14%)
- Evangelical pastors are more likely to select than Mainline pastors (19% v. 7%)
- Pastors in the Northeast (26%) are more likely to select than those in the Midwest (15%) and South (11%)
- Pastors with conservative political views (23%) are more likely to select than those with moderate political views (3%) or liberal political views (2%)
- Pastors at churches with attendance of 50-99 (18%) and 100-249 (17%) are more likely to select than those at churches with attendance of 250+ (9%)

“In regards to proposals to deport immigrants, which of the following groups of immigrants who are in the country unlawfully or overstayed a temporary visa do you believe should be prioritized for deportation?”

Individuals who entered the country more than ten years ago

- Male pastors are more likely to select than females (14% v. 2%)
- White (14%) and African American pastors (12%) are more likely to select than Hispanic pastors (3%)
- Evangelical pastors are more likely to select than Mainline pastors (15% v. 6%)
- Pastors in the Northeast (18%) are more likely to select than those in the South (10%)
- Pastors with conservative political views (19%) are more likely to select than those with moderate political views (6%) or liberal political views (2%)

“In regards to proposals to deport immigrants, which of the following groups of immigrants who are in the country unlawfully or overstayed a temporary visa do you believe should be prioritized for deportation?”

Individuals who were brought to the country unlawfully when they were children

- Male pastors are more likely to select than females (8% v. 0%)
- White pastors (9%) are more likely to select than Hispanic pastors (1%)
- Pastors with some college (16%) are more likely to select than those with a Graduate Degree (6%)
- Pastors with conservative political views (10%) are more likely to select than those with moderate political views (4%) or liberal political views (1%)
- Pastors at churches with attendance of 0-49 (11%) and 50-99 (7%) are more likely to select than those at churches with attendance of 250+ (2%)

“In regards to proposals to deport immigrants, which of the following groups of immigrants who are in the country unlawfully or overstayed a temporary visa do you believe should be prioritized for deportation?”

Individuals who are the parents of at least one U.S. citizen child

- Male pastors are more likely to select than females (7% v. 0%)
- Hispanic pastors are the least likely to select (1%)
- Pastors in the West (11%) are more likely to select than those in the South (5%)
- Pastors with conservative political views (9%) are more likely to select than those with moderate political views (3%) or liberal political views (2%)
- Pastors at churches with attendance of 0-49 (12%) and 100-249 (7%) are more likely to select than those at churches with attendance of 250+ (2%)

“In regards to proposals to deport immigrants, which of the following groups of immigrants who are in the country unlawfully or overstayed a temporary visa do you believe should be prioritized for deportation?”

Individuals who are married to a lawful resident or a U.S. citizen

- Pastors age 65+ (6%) are more likely to select than pastors age 45-54 (1%)
- Pastors with some college or less (10%) are more likely to select than those with a Graduate Degree (3%)
- Pastors with conservative political views (5%) are more likely to select than those with moderate political views (0%)
- Pastors at churches with attendance of 0-49 (6%) and 50-99 (3%) are more likely to select than those at churches with attendance of 250+ (0%)

“Has the church where you serve ever had a ministry that serves refugees or other immigrants?”

- Pastors age 45-54 (35%) and 55-64 (27%) are more likely to select “Yes, currently” than pastors age 18-44 (15%) and 65+ (15%)
- White pastors (63%) and African American pastors (65%) are more likely to select “No” than Hispanic pastors (42%)
- Evangelical pastors are more likely to select “No” than Mainline pastors (61% v. 49%)
- Pastors in the West are the most likely to select “Yes, currently” (37%)
- Pastors with liberal political views (41%) are more likely to select “Yes, currently” than those with conservative political views (19%) or moderate political views (21%)
- Pastors at churches with attendance of 250+ (35%) are more likely to select “Yes, currently” than those at churches with attendance of 50-99 (21%) and 100-249 (21%)

“The U.S. has a moral responsibility to accept refugees, which U.S. law defines as someone fleeing persecution due to specific factors such as their race, religion, or political opinion.”

- Female pastors are more likely to Agree than males (92% v. 81%)
- African American pastors (94%) and Hispanic pastors (93%) are more likely to Agree than White pastors (80%)
- Mainline pastors are more likely to Agree than Evangelical pastors (90% v. 78%)
- Pastors in the West are the most likely to Agree (91%)
- Pastors with conservative political views are the most likely to *Disagree* (25%)
- Pastors at churches with attendance of 0-49 (87%) and 100-249 (85%) are more likely to Agree than those at churches with attendance of 50-99 (74%)