

Protestant Churchgoer Views On Artificial Intelligence

A SURVEY OF 1,200 AMERICAN PROTESTANT CHURCHGOERS

Lifeway **research**

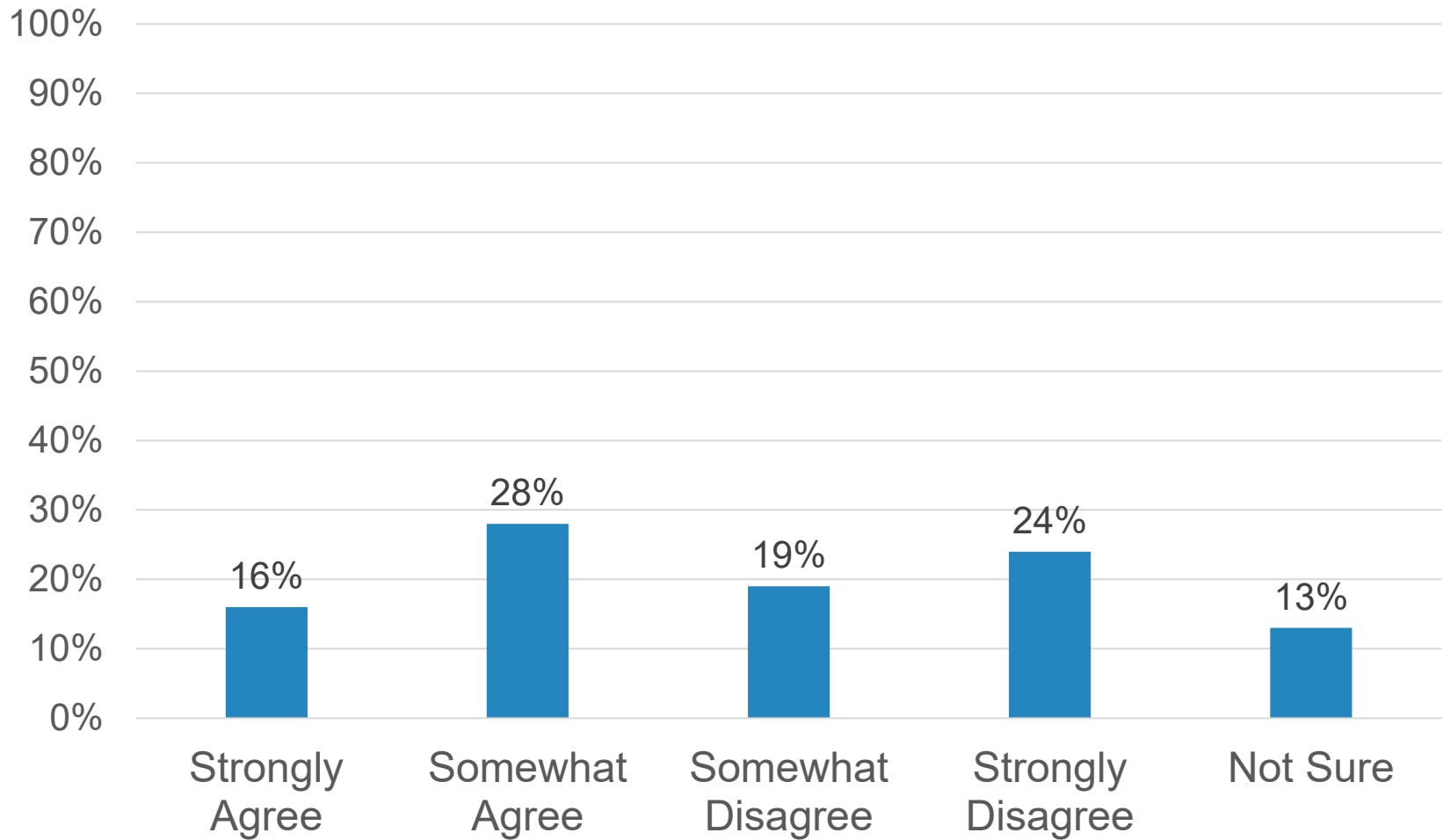
Methodology

- The online survey of 1,200 American Protestant churchgoers was conducted September 2-7, 2025, using a national pre-recruited panel
- Respondents were screened to include those who identified as Protestant/non-denominational and attend religious services at least once a month
- Quotas and slight weights were used to balance gender, age, region, ethnicity, education, and religion to more accurately reflect the population
- The completed sample is 1,200 surveys
- The sample provides 95% confidence that the sampling error from the panel does not exceed $\pm 3.2\%$ This margin of error accounts for the effect of weighting
- Margins of error are higher in sub-groups

Definitions

- **Evangelical Beliefs** are defined using the NAE Lifeway Research Evangelical Beliefs Research Definition based on respondent beliefs
- Respondents are asked their level of agreement with four separate statements using a four-point, forced choice scale (strongly agree, somewhat agree, somewhat disagree, strongly disagree). Those who strongly agree with all four statements are categorized as having Evangelical Beliefs
 - The Bible is the highest authority for what I believe
 - It is very important for me personally to encourage non-Christians to trust Jesus Christ as their Savior
 - Jesus Christ's death on the cross is the only sacrifice that could remove the penalty of my sin
 - Only those who trust in Jesus Christ alone as their Savior receive God's free gift of eternal salvation

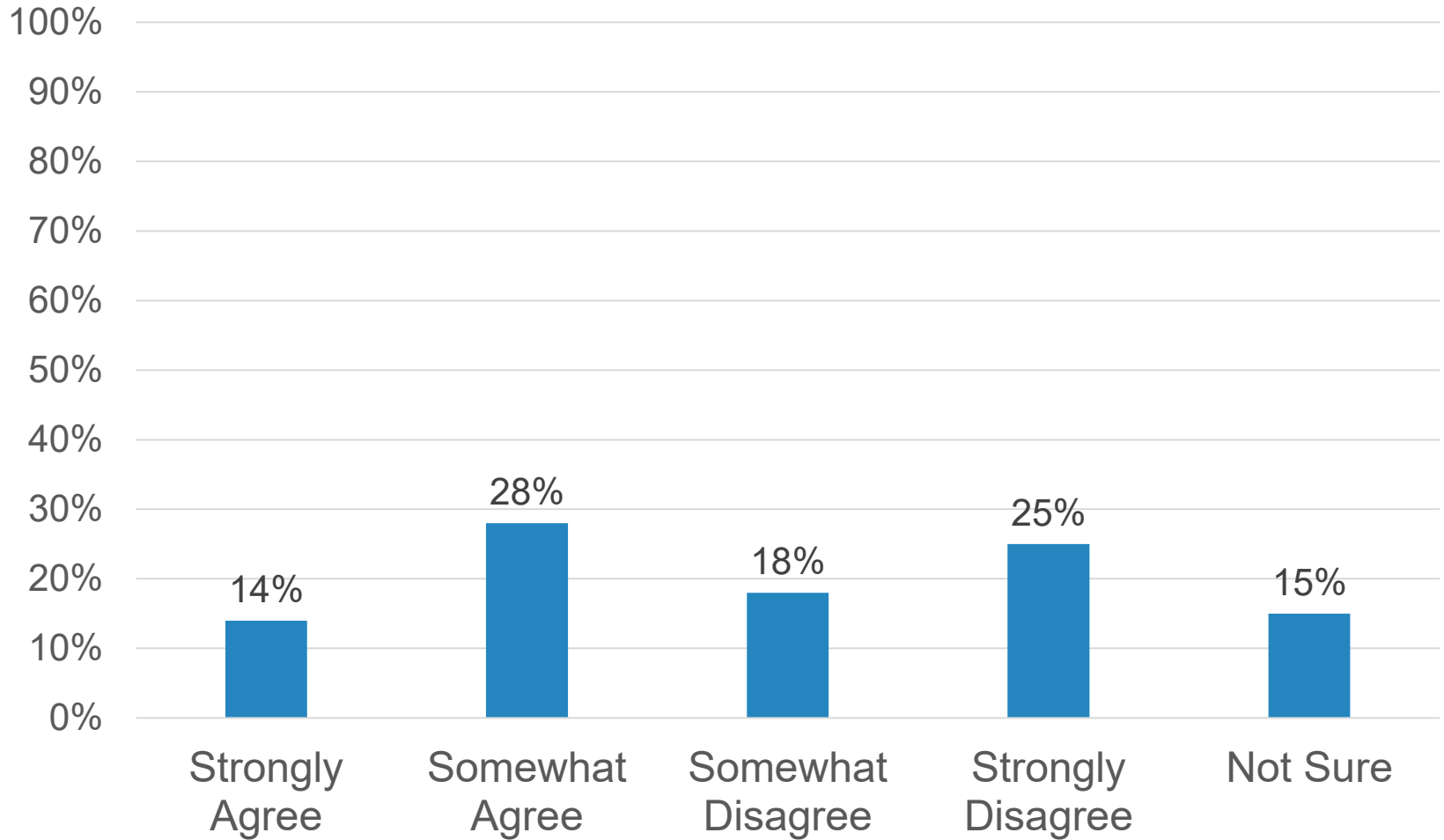
44% do not see anything wrong with their pastor using Artificial Intelligence to help in sermon preparation



Lifeway research

Q: "I see nothing wrong with my pastor using Artificial Intelligence to help in sermon preparation." n=1,200

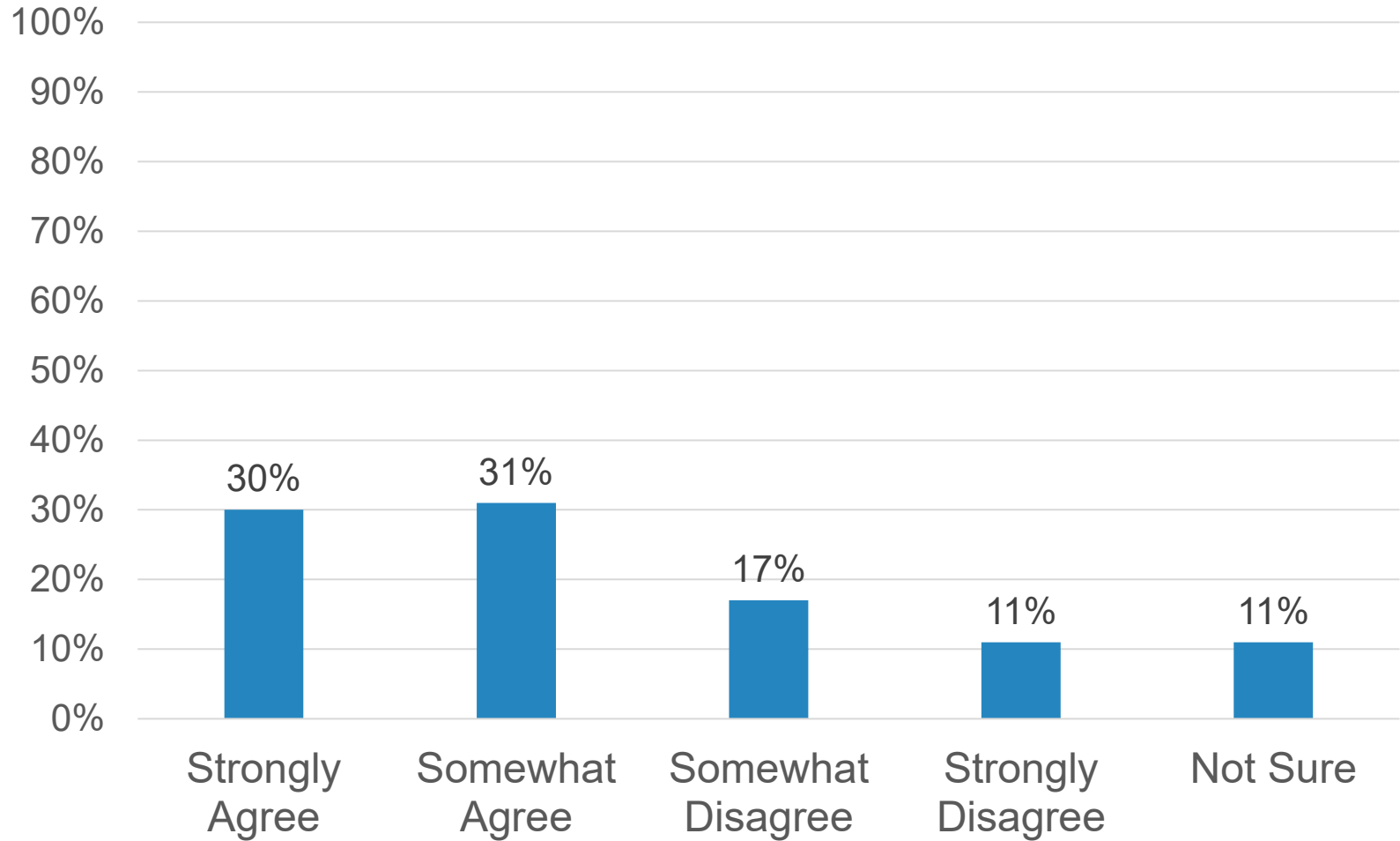
42% would value hearing a sermon about applying biblical principles to AI



Lifewayresearch

Q: "I would value hearing a sermon that taught how biblical principles can be applied to AI." n=1,200

61% are concerned about AI's influence on Christianity



Lifeway research

Q: "I am concerned about AI's influence on Christianity." n=1,200

Significant Differences

Gender

Age

Ethnicity

Region

Education Level

Denomination

Worship Service Attendance

Evangelical Beliefs

Church Size

Significant Differences

Comparisons were made to determine if there are any significant statistical differences among gender, age, ethnicity, region, and education.

GENDER	AGE	ETHNICITY	REGION	EDUCATION
Male	18-29	White	Northeast	High School graduate or less
Female	30-49	African American	Midwest	Some college
	50-64	Hispanic	South	Bachelor's Degree
	65+	Other Ethnicities	West	Graduate Degree

Note: Region is defined by the US Census locations

Significant Statistical Differences

Comparisons were made to determine if there are any significant statistical differences among denomination, worship service attendance, evangelical beliefs, and church size.

DENOMINATION	WORSHIP SERVICE ATTENDANCE	EVANGELICAL BELIEFS	CHURCH SIZE
Baptist	1 to 3 times a month	Yes	Less than 50
Methodist	4 or more times a month	No	50-99
Lutheran	Not sure		100-249
Presbyterian/Reformed			250-499
Christian/Church of Christ			500 or more
Non-denominational			

“I see nothing wrong with my pastor using Artificial Intelligence to help in sermon preparation.”

- Males are more likely to Agree than females (53% v. 37%)
- Those age 30-49 (54%) are more likely to Agree than those 50-64 (40%) and 65+ (38%)
- Those age 65+ are the most likely to be Not sure (22%)
- Hispanics (51%) are more likely to Disagree than African Americans (38%)
- Those with a Bachelor’s Degree (52%) or a Graduate Degree (50%) are more likely to Agree than those who are High School Graduates or less (40%) or with some college (38%)
- Non-denominationalists (46%) are more likely to Disagree than Methodists (34%)
- Those who attend a worship service 1 to 3 times a month (48%) are more likely to Agree than those who attend 4 or more times a month (42%)
- Those without evangelical beliefs are more likely to Agree than those with evangelical beliefs (49% v. 40%)

“I would value hearing a sermon that taught how biblical principles can be applied to AI.”

- Males are more likely to Agree than females (51% v. 34%)
- Those age 18-29 (50%) and 30-49 (53%) are more likely to Agree than those 50-64 (38%) and 65+ (33%)
- African Americans (51%) are more likely to Agree than Whites (39%)
- Those with a Bachelor’s Degree (51%) or a Graduate Degree (52%) are more likely to Agree than those who are High School Graduates or less (34%) or with some college (38%)
- Lutherans (27%) are more likely to be Not sure than Baptists (16%), Methodists (14%), and Non-denominational (14%)
- Those at a church with attendance of 50-99 (50%) are more likely to Disagree than churches of 100-249 (39%), 250-499 (39%), and 500 or more (38%)

“I am concerned about AI’s influence on Christianity.”

- Males are more likely to Disagree than females (31% v. 25%)
- Those age 30-49 (33%) and 50-64 (29%) are more likely to Disagree than those 65+ (23%)
- Those in the South (63%) are more likely to Agree than those in the Midwest (55%)
- Those with some college (67%) are more likely to Agree than those with a Bachelor’s Degree (56%) or a Graduate Degree (58%)
- Baptists (62%) and Presbyterian/Reformed (64%) are more likely to Agree than Methodists (48%)
- Those who attend a worship service 1 to 3 times a month (31%) are more likely to Disagree than those who attend 4 or more times a month (26%)
- Those with evangelical beliefs are more likely to Agree than those without evangelical beliefs (67% v. 55%)

Protestant Churchgoer Views On Artificial Intelligence

A SURVEY OF 1,200 AMERICAN PROTESTANT CHURCHGOERS

Lifeway **research**