

Ligonier State of Theology 2025

Canada

Commissioned by Ligonier Ministries

TheStateofTheology.com

Lifeway research

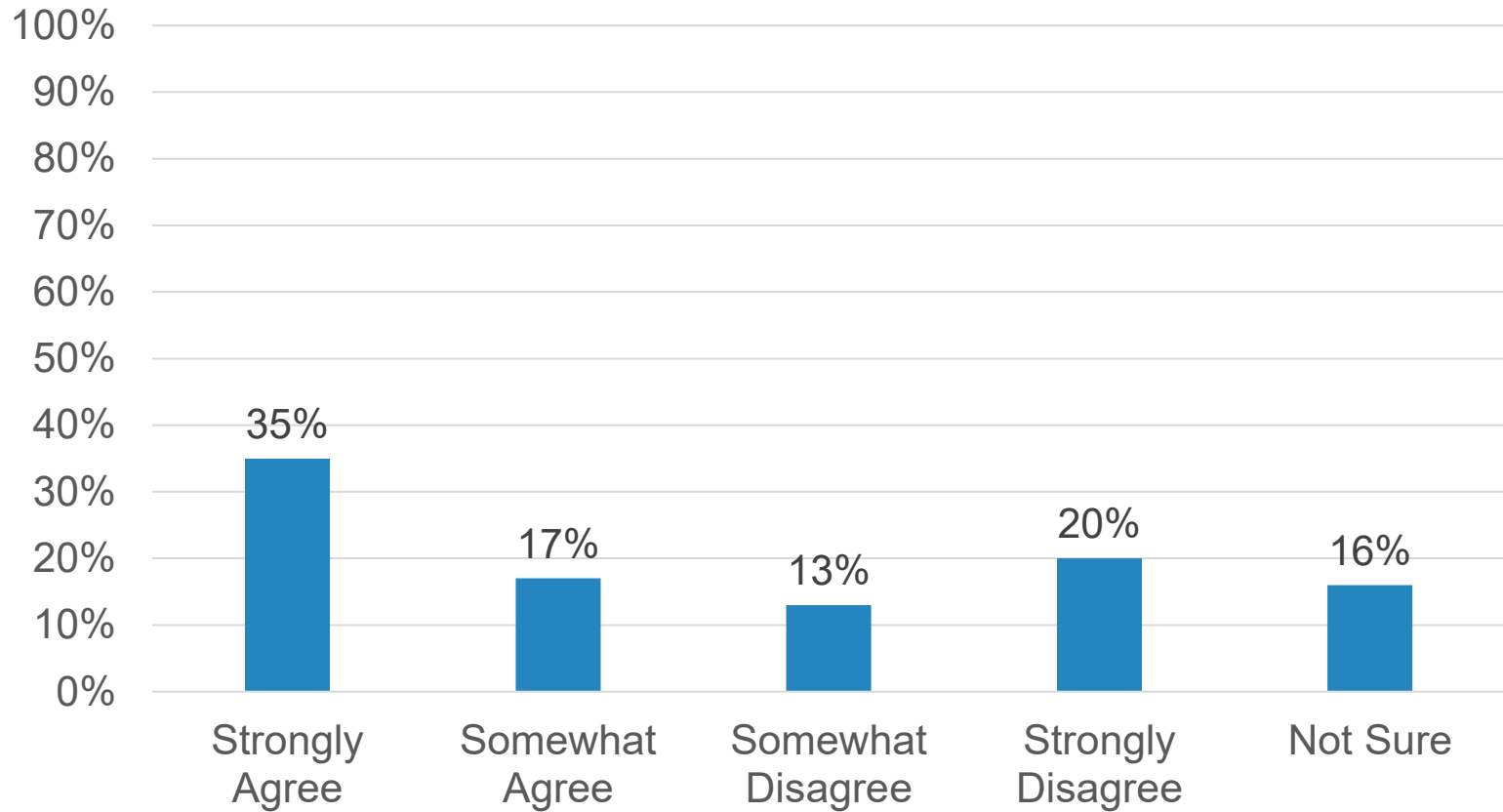
Methodology

- A demographically balanced online panel was used for interviewing Canadian adults
- 3,005 surveys were completed October 16-30, 2025
- The sample provides 95% confidence that the sampling error from the online panel does not exceed $\pm 1.9\%$
- Margins of error are higher in sub-groups
- Slight weights were used to balance gender, age, ethnicity, income, region, and religion

Definitions

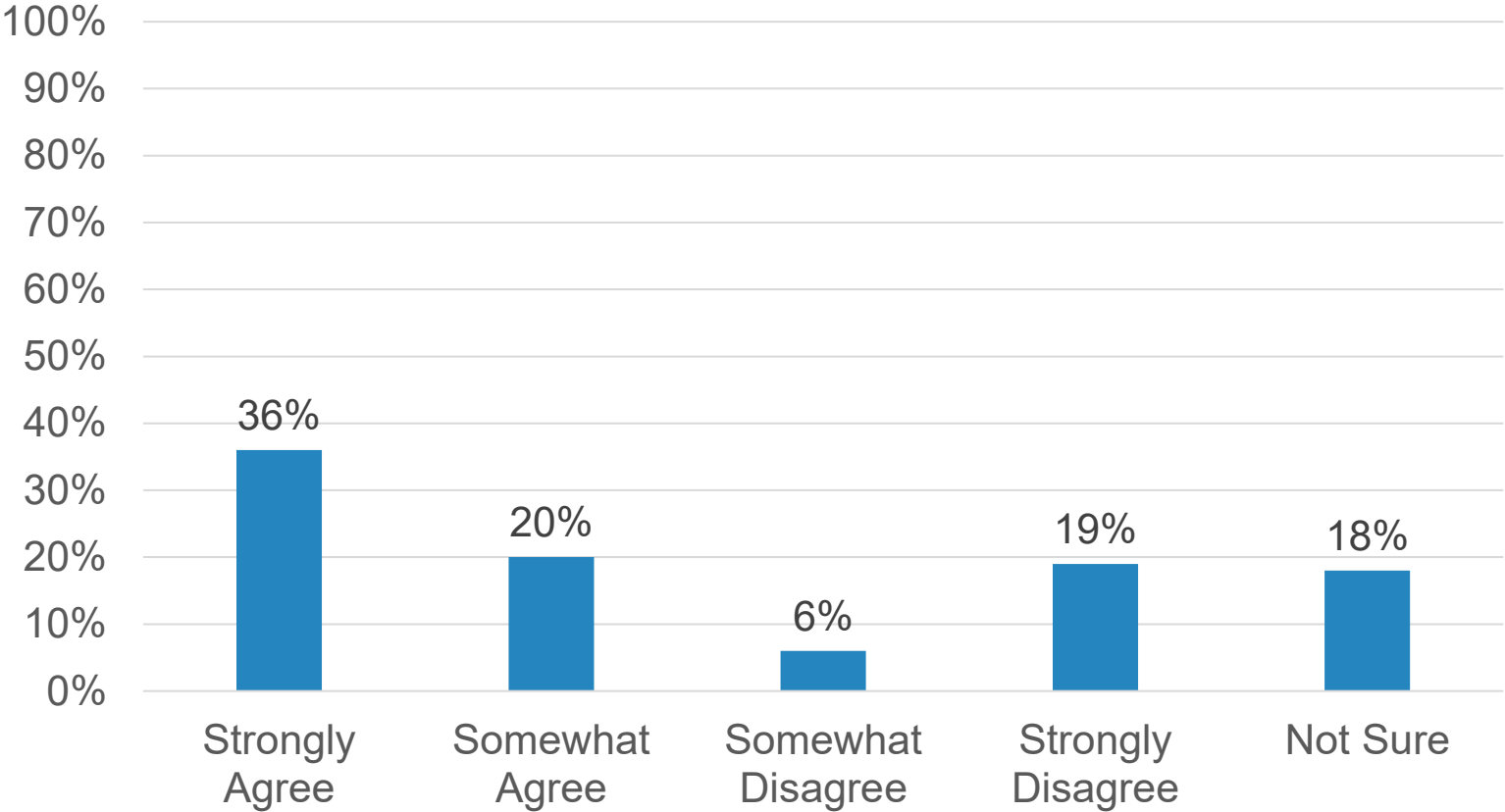
- **Evangelical Beliefs** are defined using the NAE Lifeway Research Evangelical Beliefs Research Definition based on respondent beliefs
- Respondents are asked their level of agreement with four separate statements using a four-point, forced choice scale (strongly agree, somewhat agree, somewhat disagree, strongly disagree). Those who strongly agree with all four statements are categorized as having Evangelical Beliefs
 - The Bible is the highest authority for what I believe
 - It is very important for me personally to encourage non-Christians to trust Jesus Christ as their Savior
 - Jesus Christ's death on the cross is the only sacrifice that could remove the penalty of my sin
 - Only those who trust in Jesus Christ alone as their Savior receive God's free gift of eternal salvation

God is a perfect being and cannot make a mistake.



Lifeway research

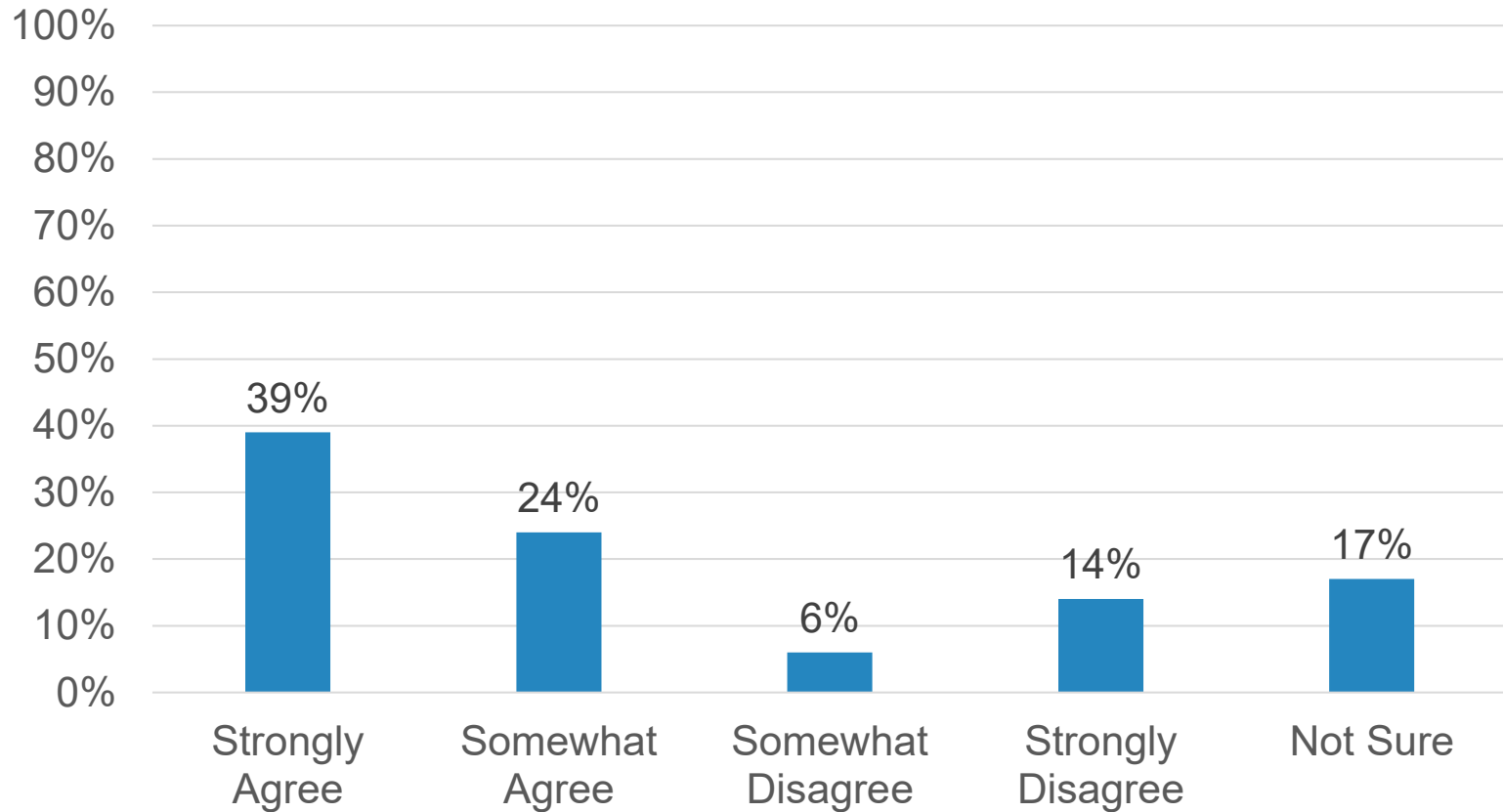
There is one true God in three persons: God the Father, God the Son, and God the Holy Spirit.



Lifeway research

Q21_2: "For each of the following statements, please indicate your level of agreement. **There is one true God in three persons: God the Father, God the Son, and God the Holy Spirit.**"

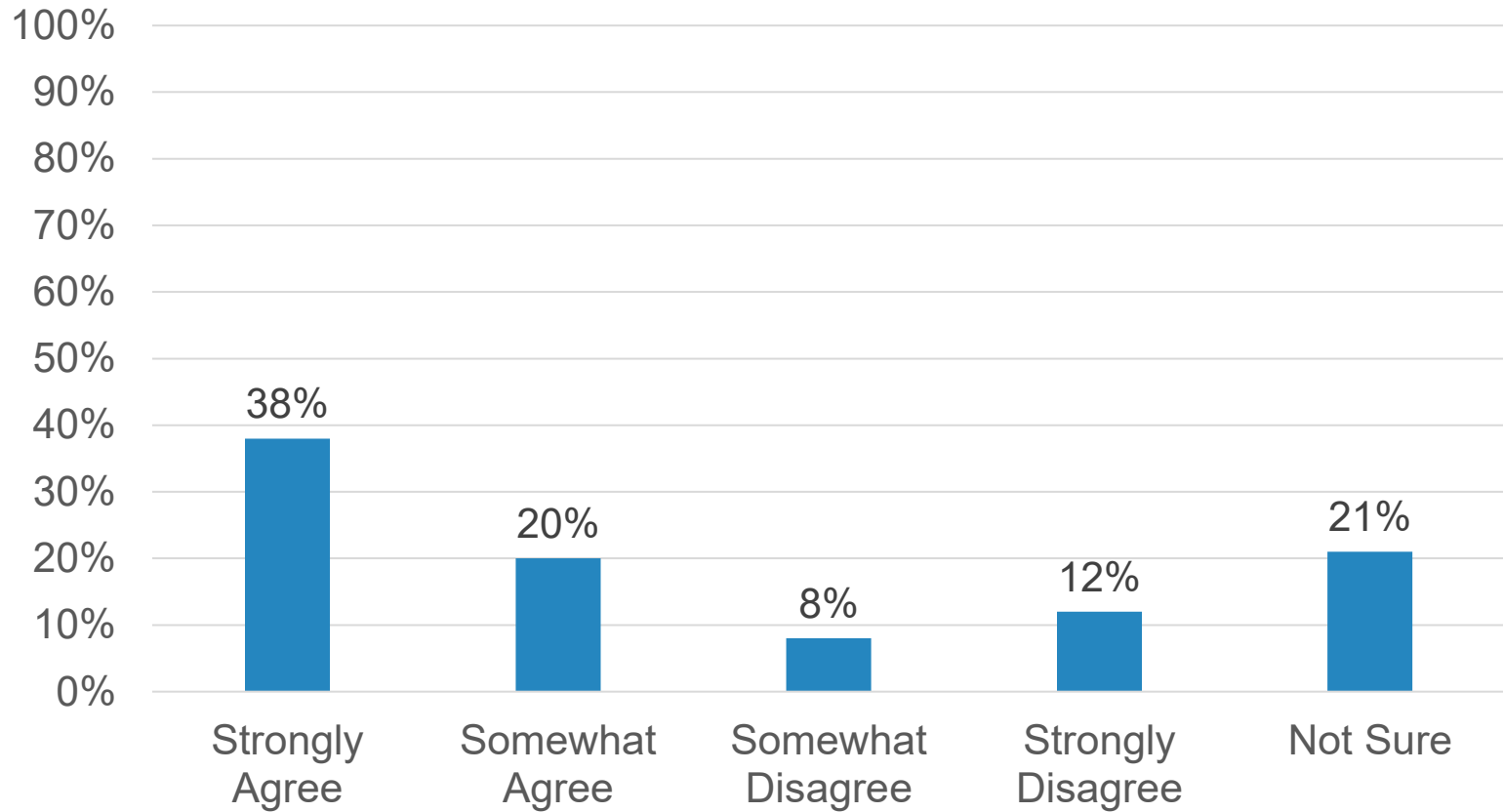
God accepts the worship of all religions, including Christianity, Judaism, and Islam.



Lifeway research

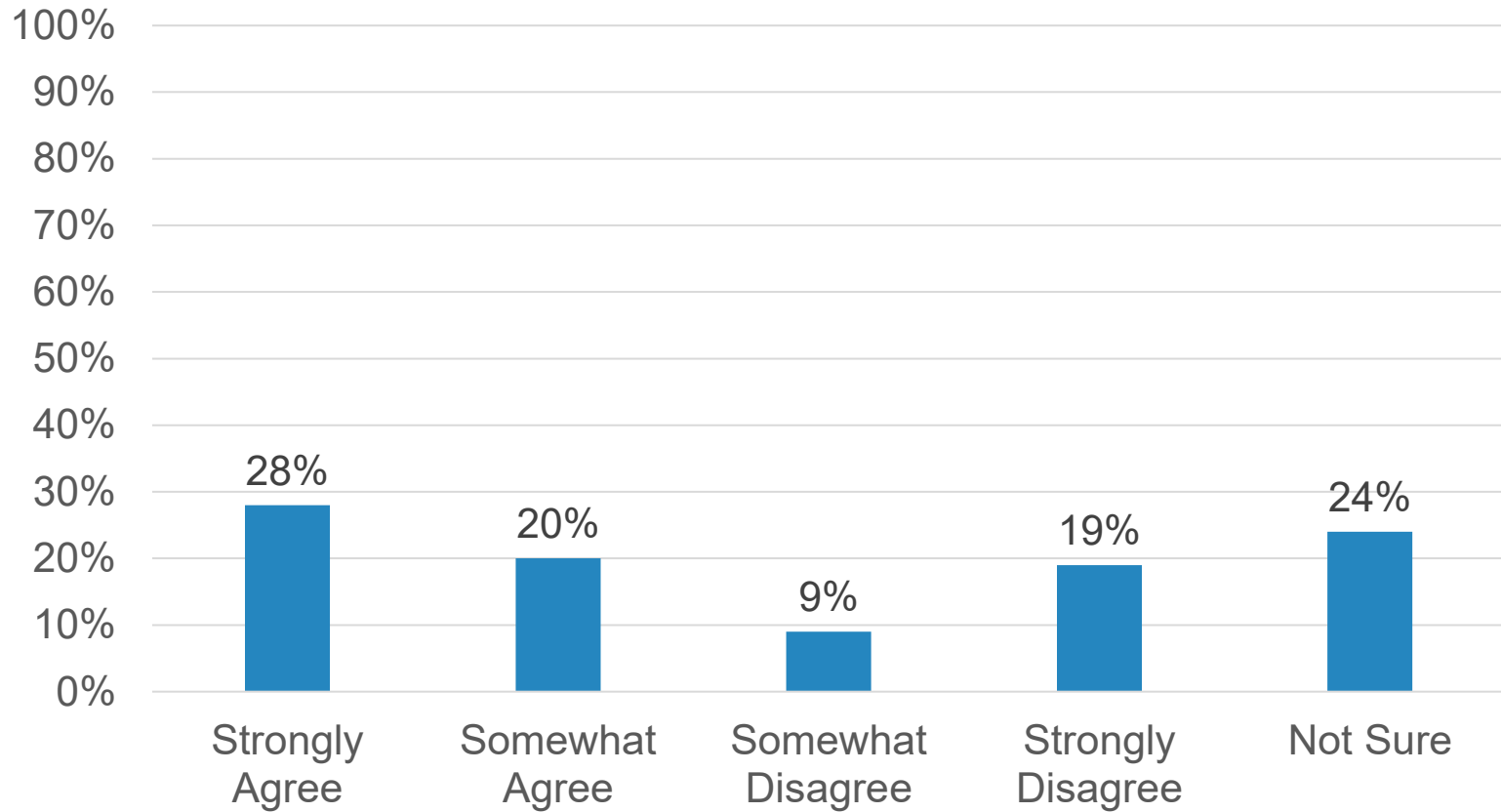
Q21_3: "For each of the following statements, please indicate your level of agreement. **God accepts the worship of all religions, including Christianity, Judaism, and Islam.**"

God is unchanging.



Lifeway research

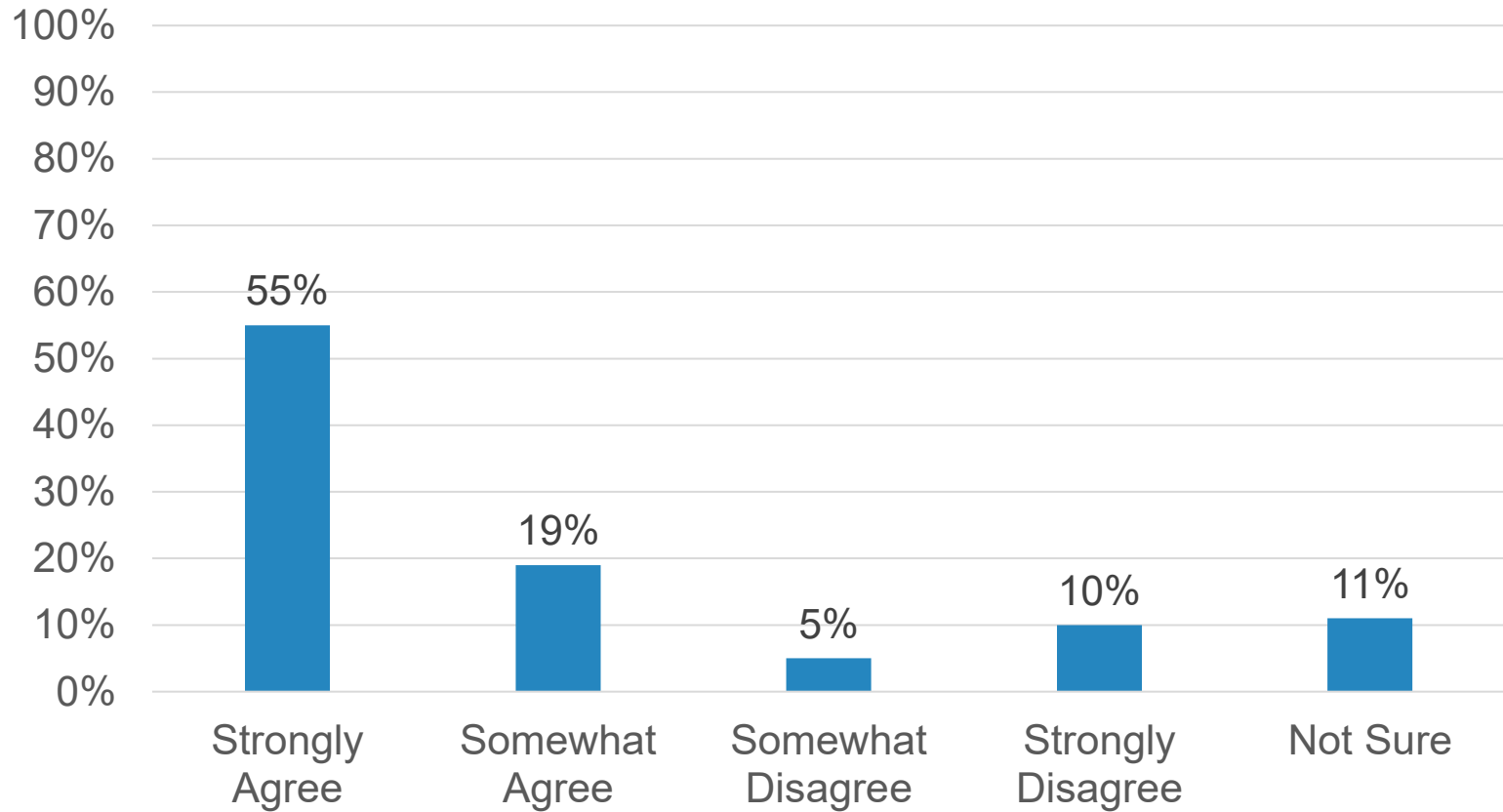
Biblical accounts of the physical (bodily) resurrection of Jesus are completely accurate. This event actually occurred.



Lifeway research

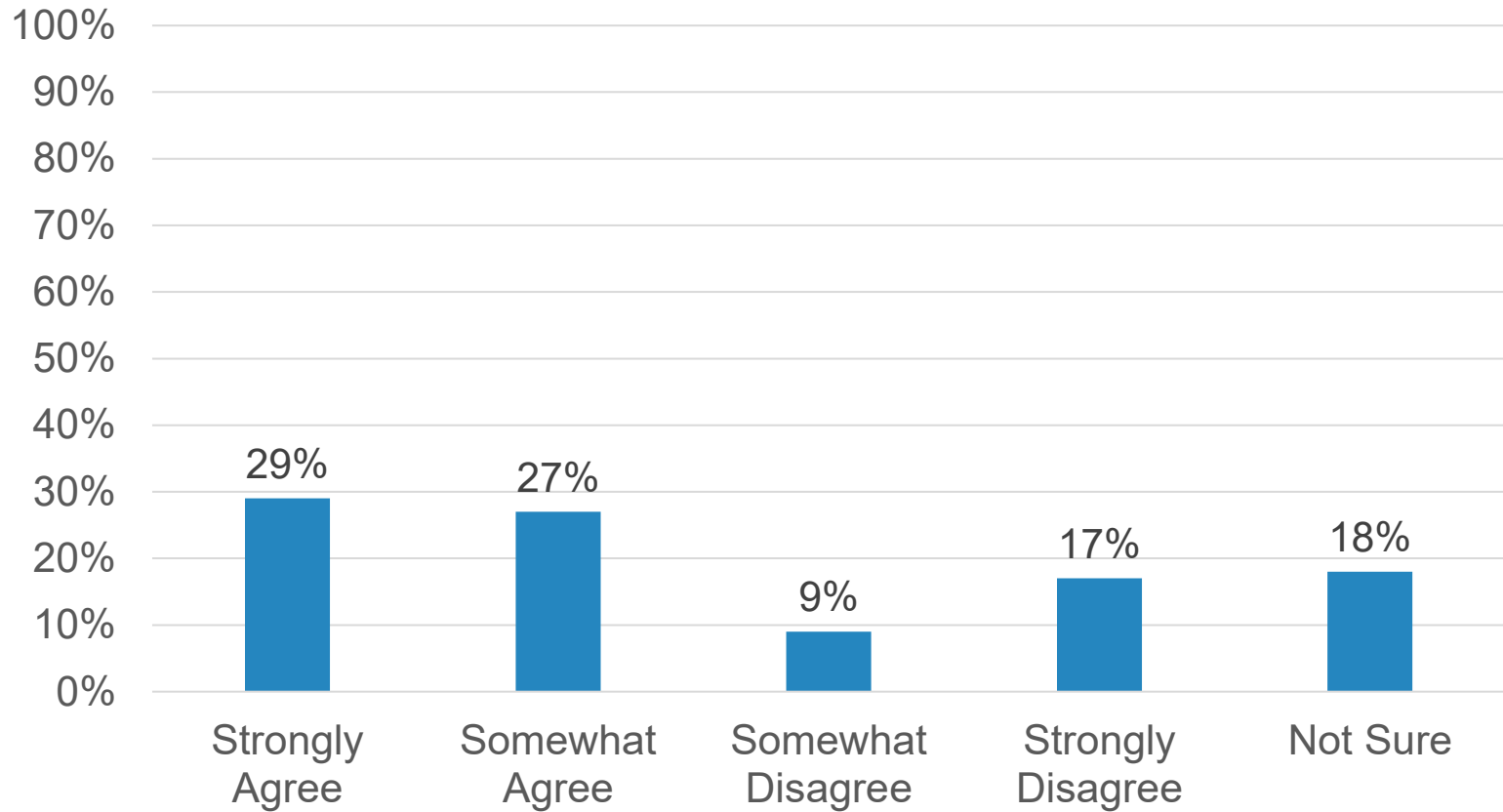
Q22_1: "For each of the following statements, please indicate your level of agreement. **Biblical accounts of the physical (bodily) resurrection of Jesus are completely accurate. This event actually occurred.**"

God loves all people the same way.



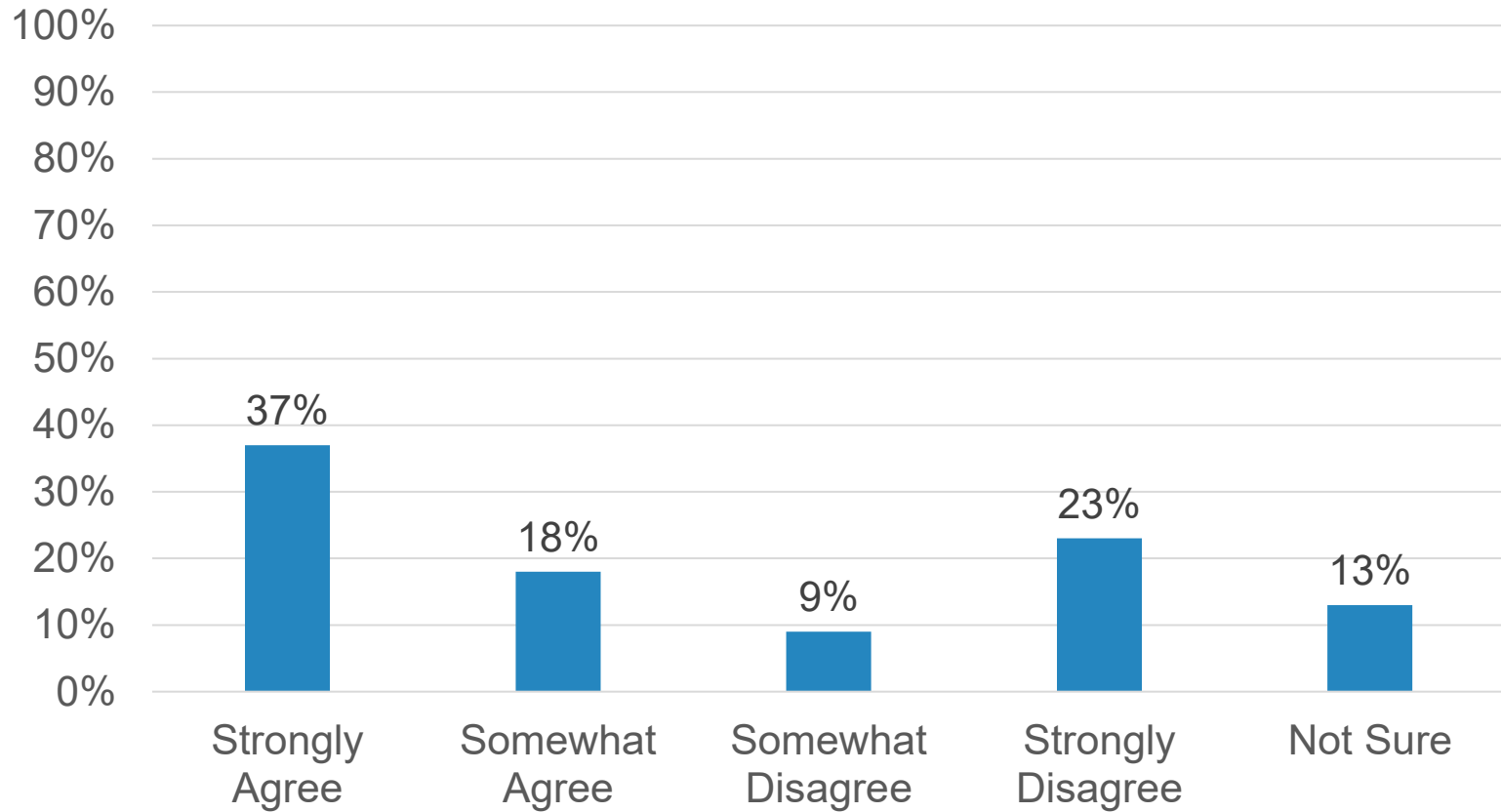
Lifeway research

Jesus was a great teacher, but he was not God.



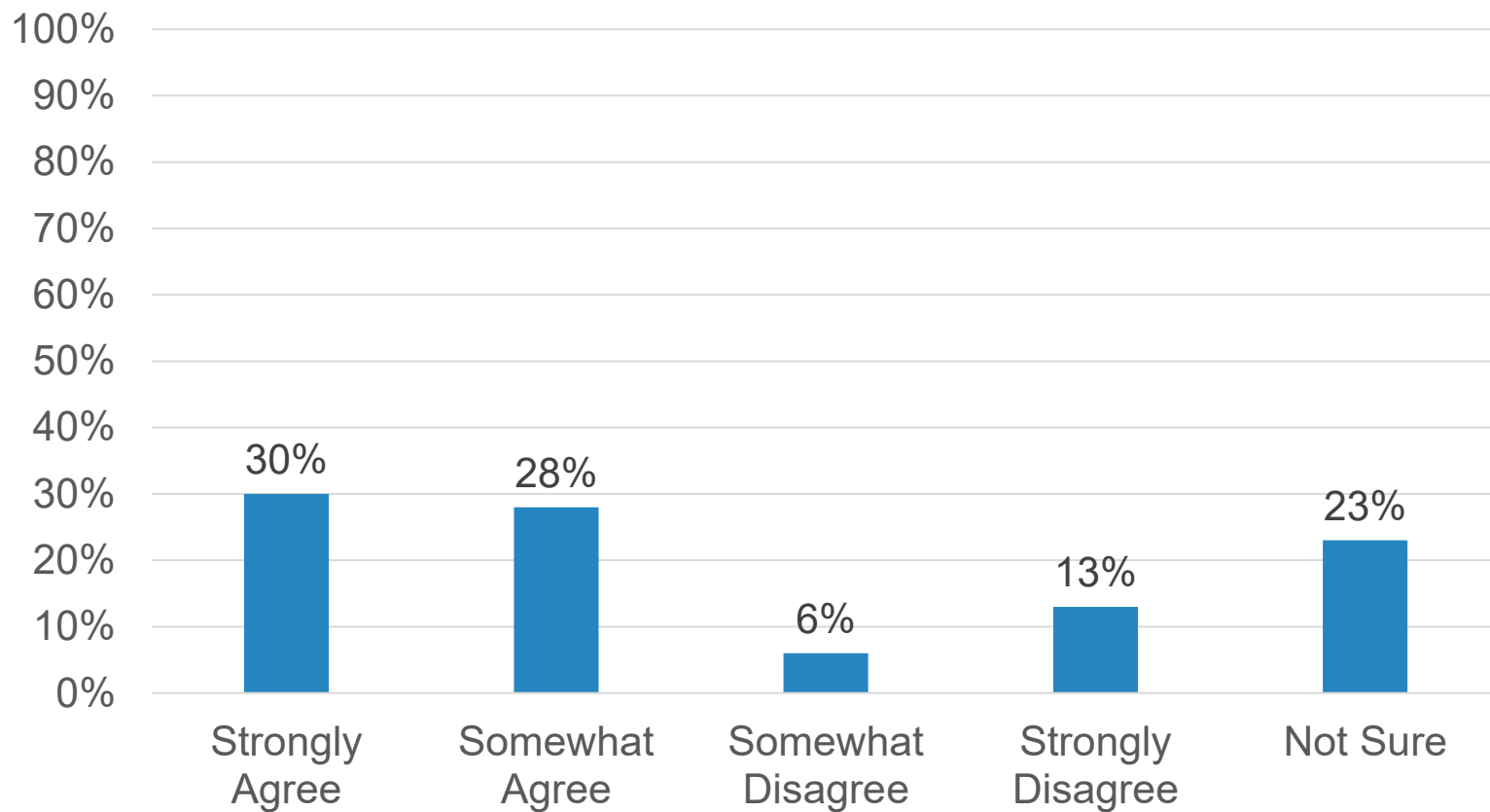
Lifeway research

God created marriage to be between one man and one woman.



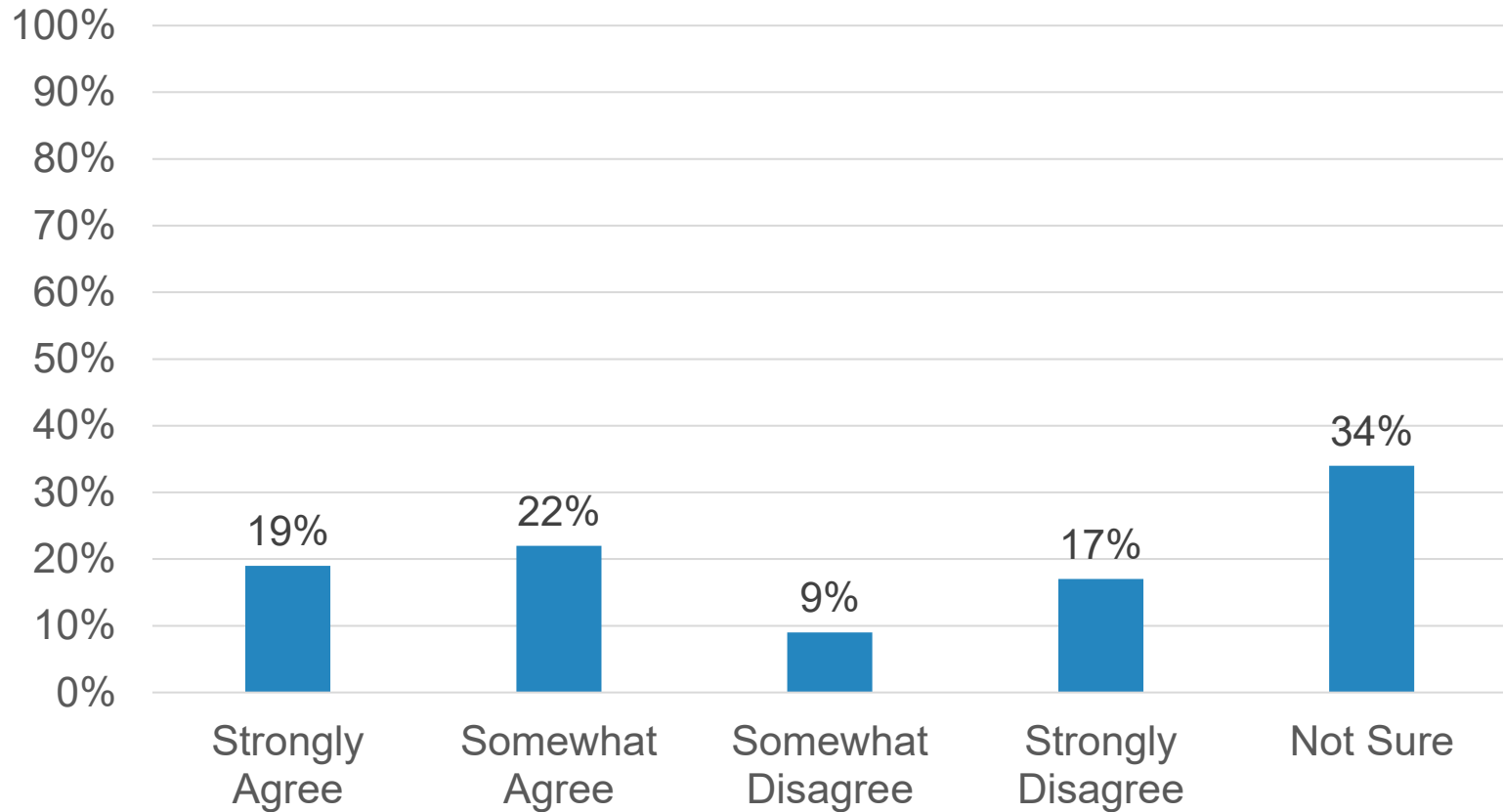
Lifeway research

The Holy Spirit is a force but is not a personal being.



Lifeway research

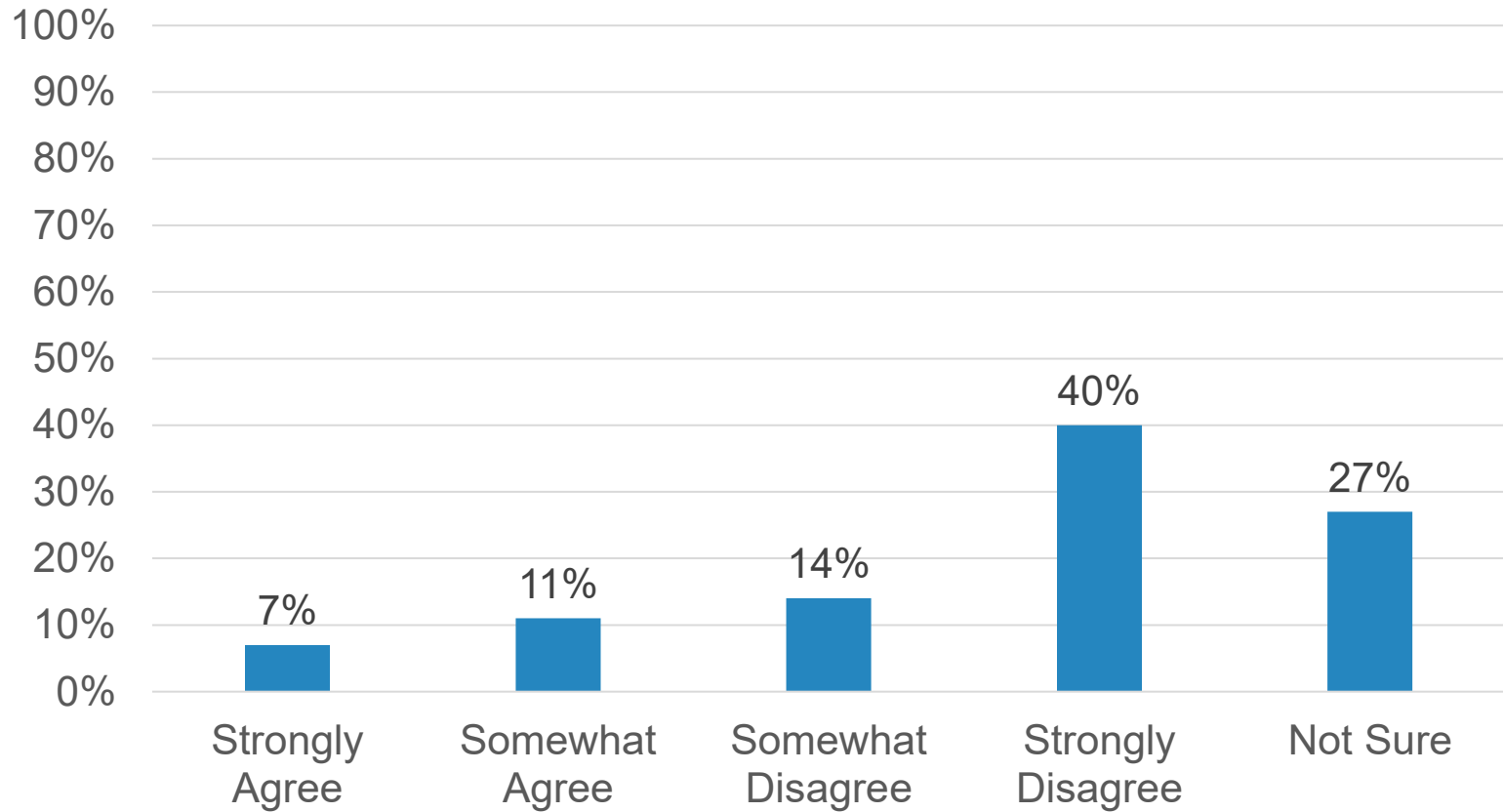
The Holy Spirit gives a spiritual new birth or new life before a person has faith in Jesus Christ.



Lifeway research

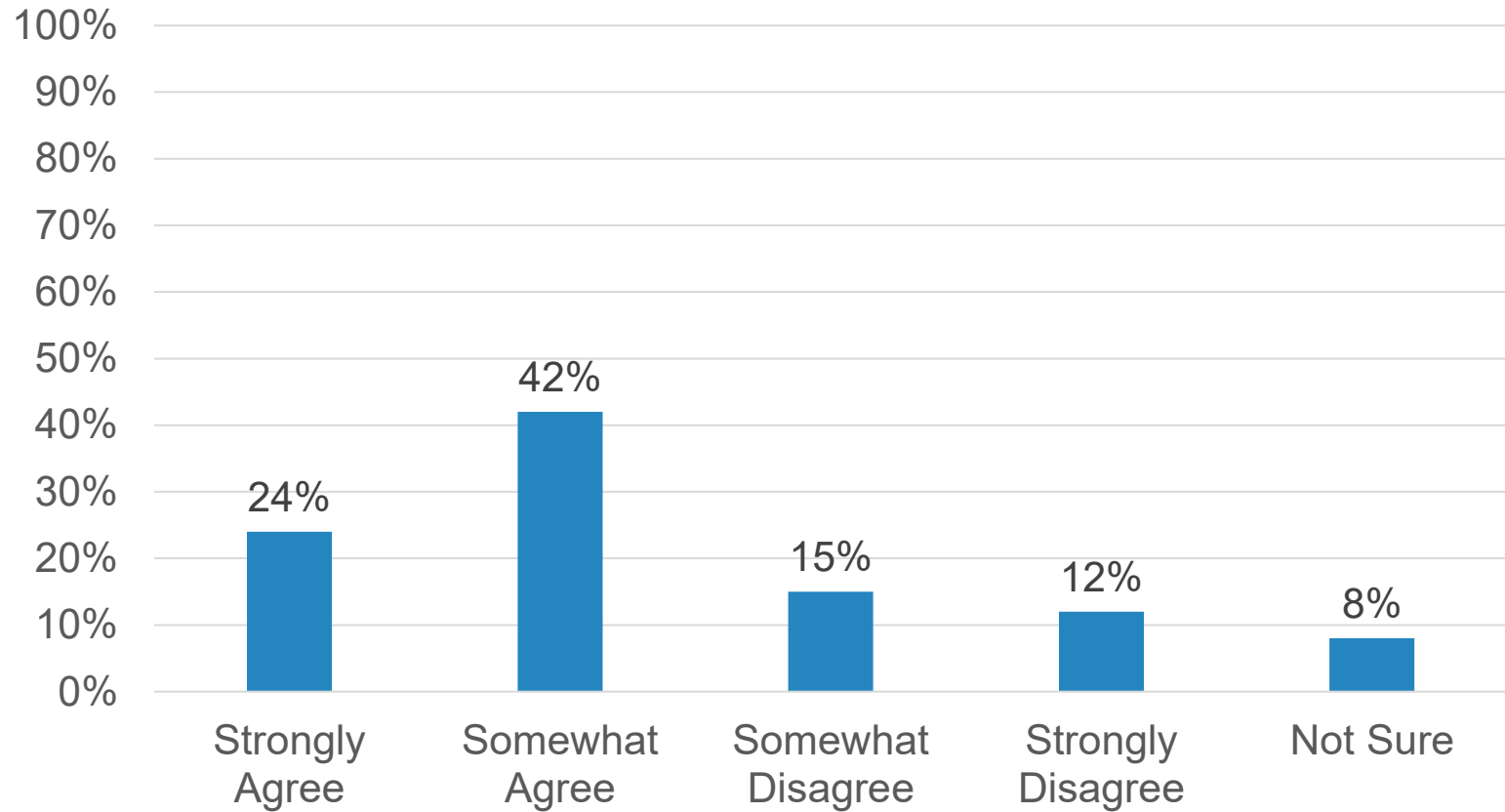
Q23_2: "For each of the following statements, please indicate your level of agreement. The Holy Spirit gives a spiritual new birth or new life before a person has faith in Jesus Christ."

The Holy Spirit can tell me to do something which is forbidden in the Bible.



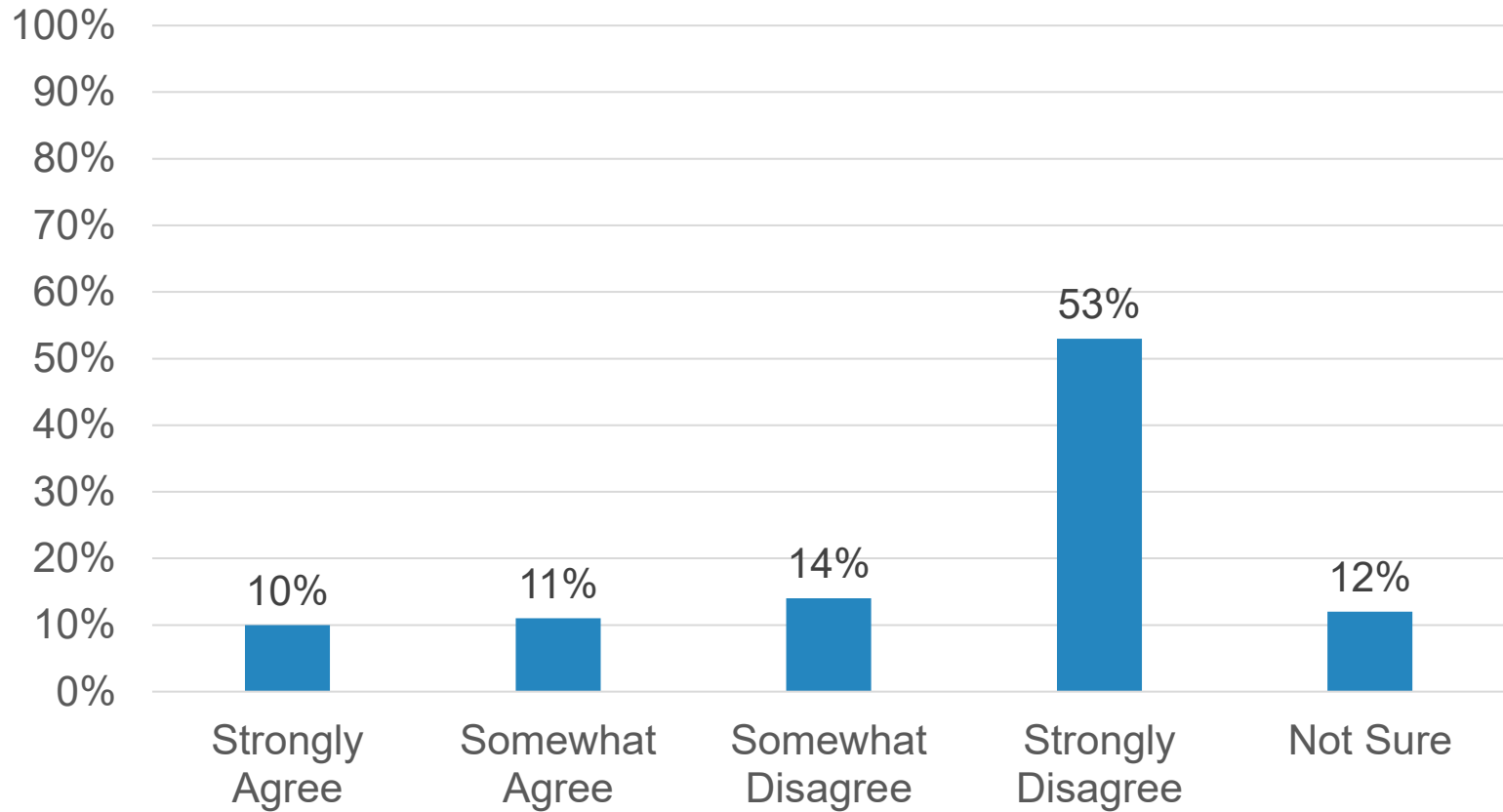
Lifeway research

Everyone sins a little, but most people are good by nature.



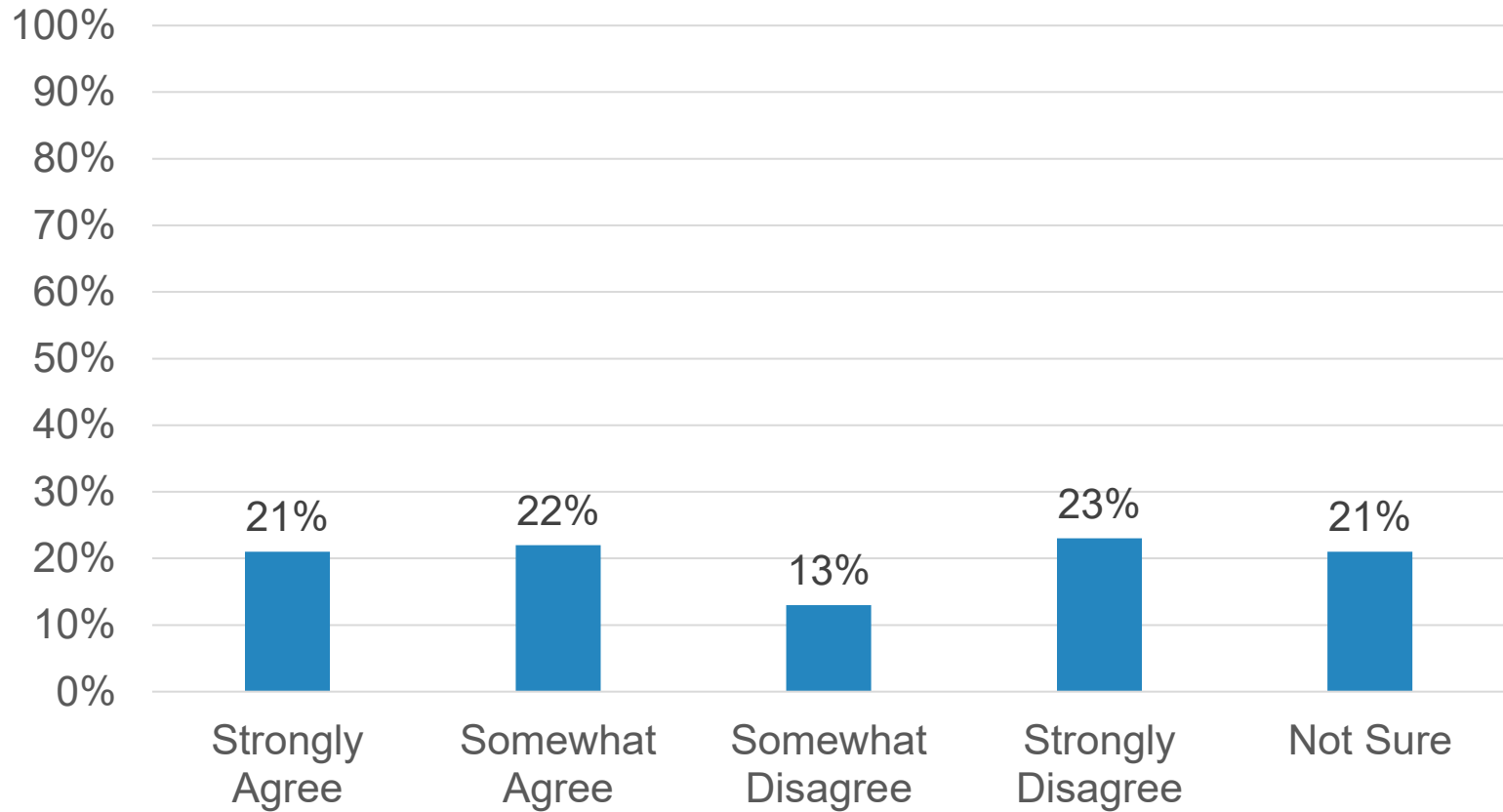
Lifeway research

Even the smallest sin deserves eternal damnation.



Lifeway research

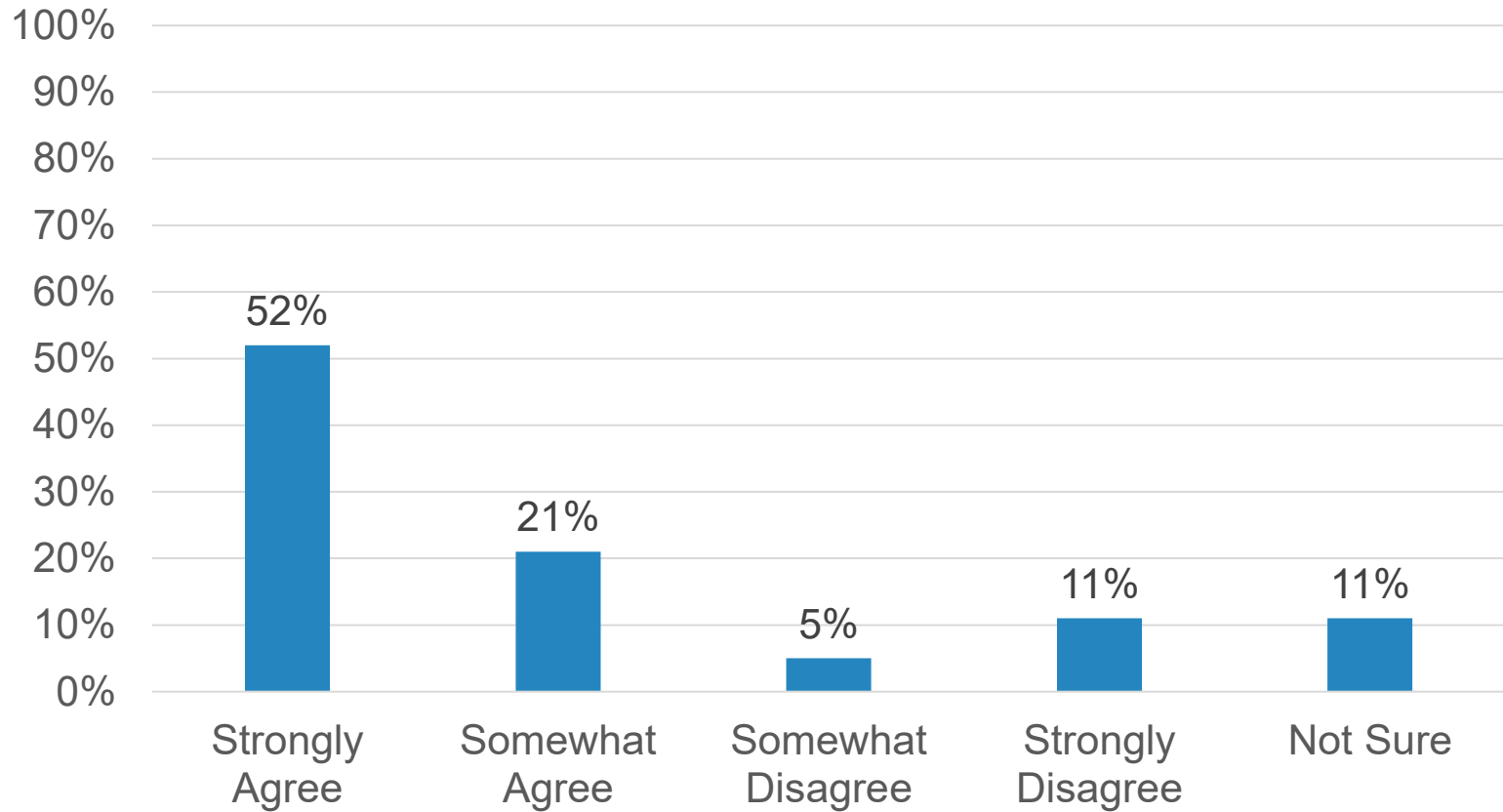
God counts a person as righteous not because of one's works but only because of one's faith in Jesus Christ.



Lifeway research

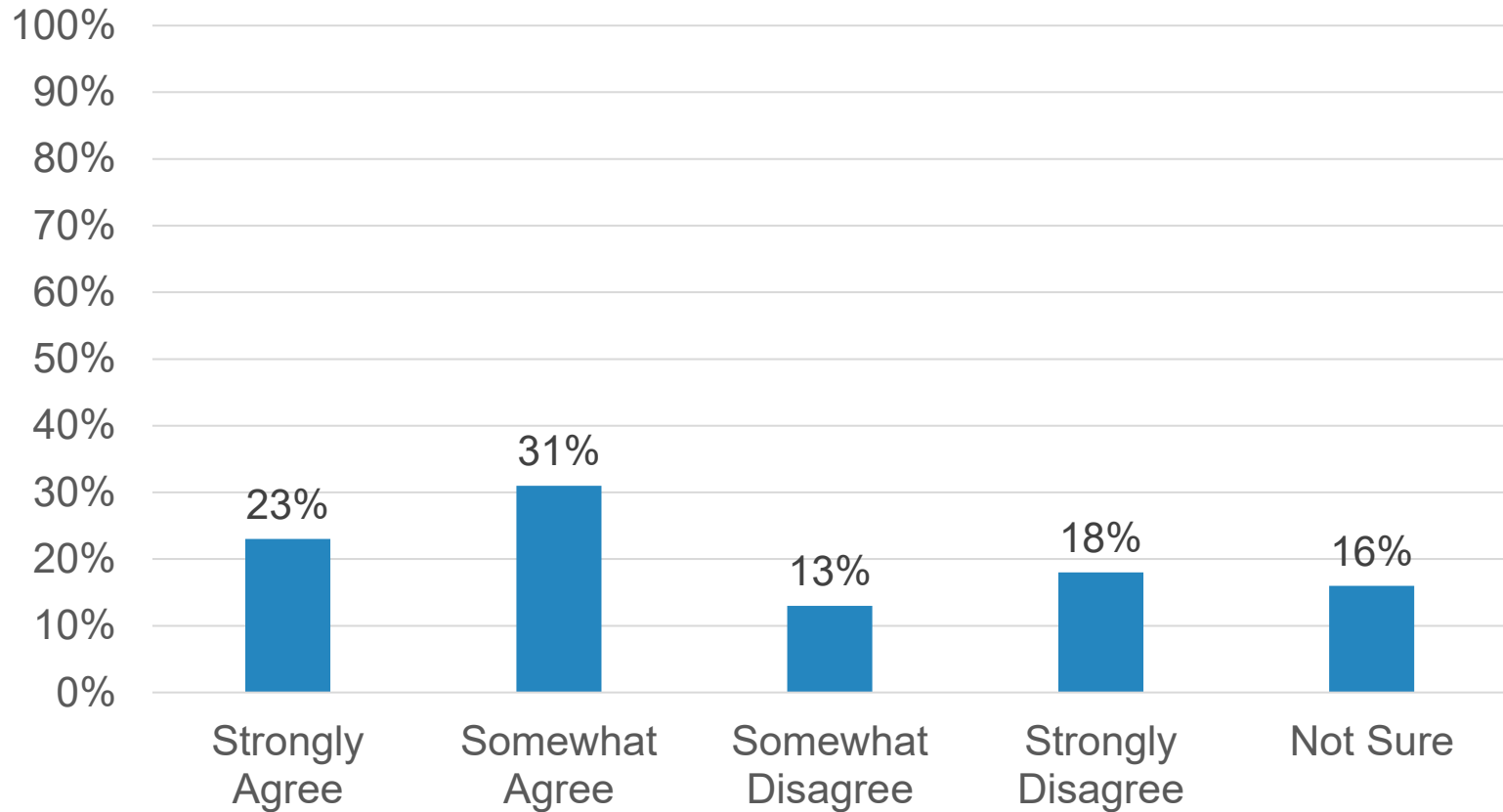
Q24_3: "For each of the following statements, please indicate your level of agreement. God counts a person as righteous not because of one's works but only because of one's faith in Jesus Christ."

Everyone is born innocent in the eyes of God.



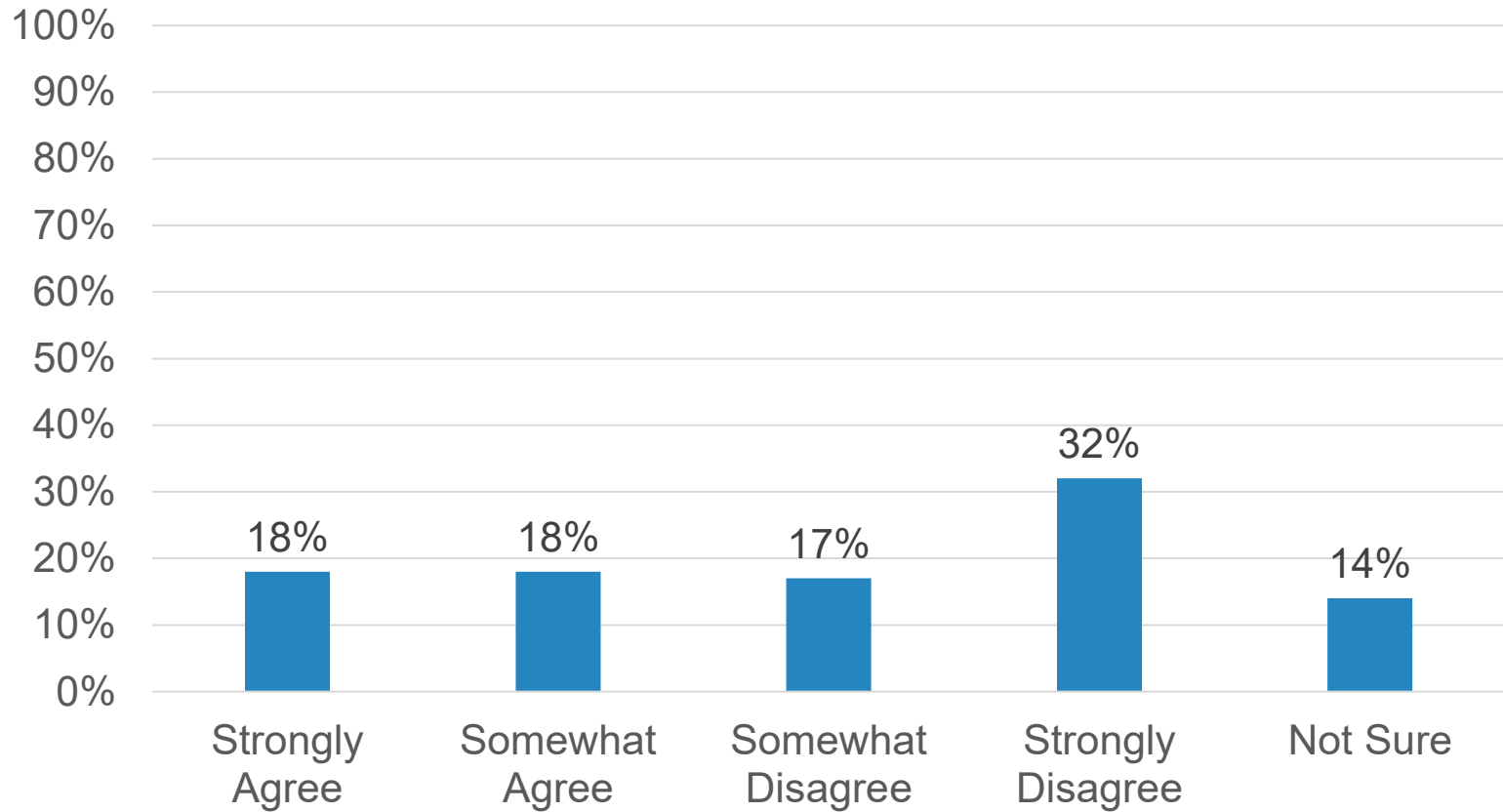
Lifeway research

The Bible, like all sacred writings, contains helpful accounts of ancient myths but is not literally true.



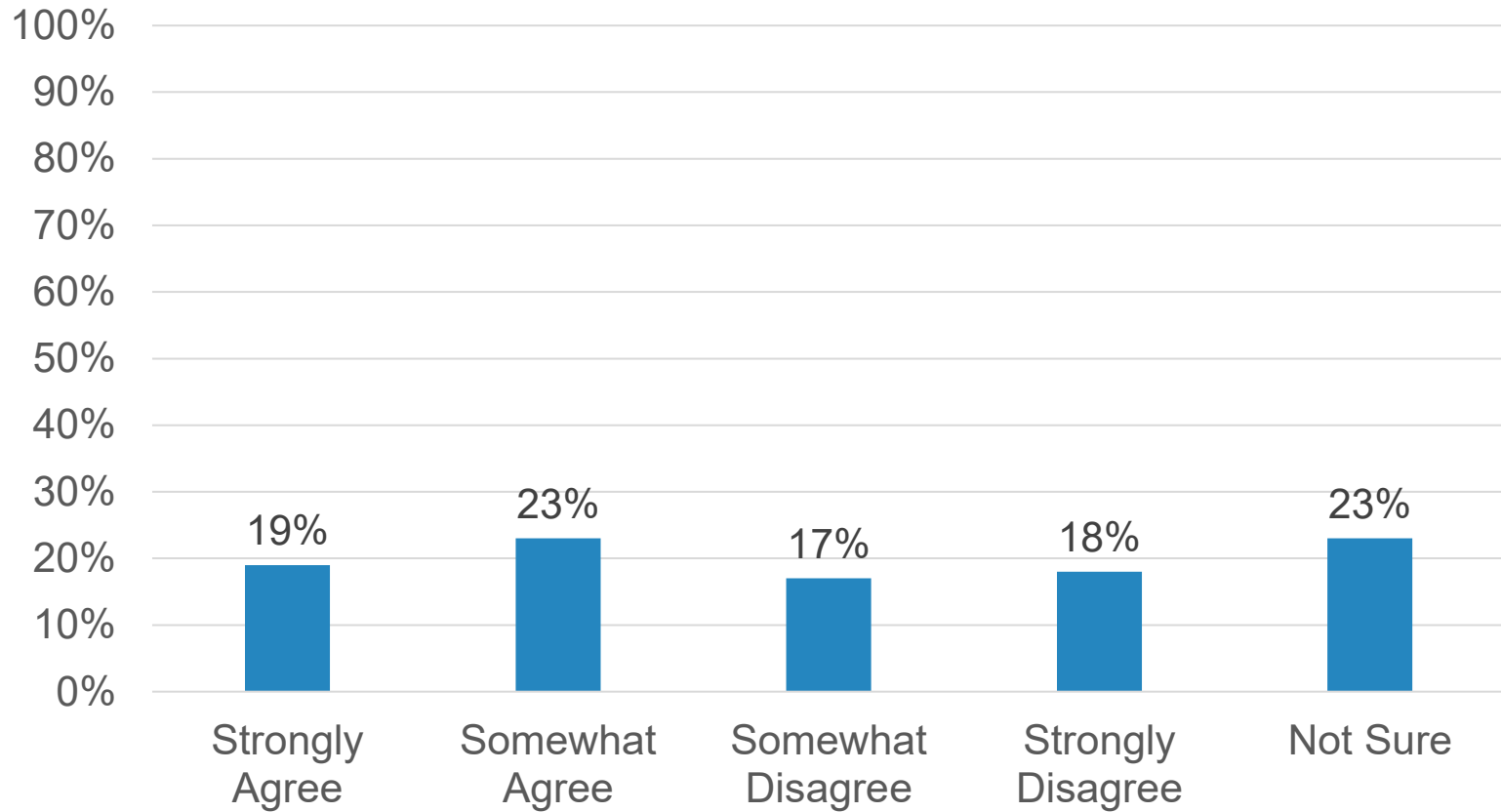
Lifeway research

The Bible is 100% accurate in all that it teaches.



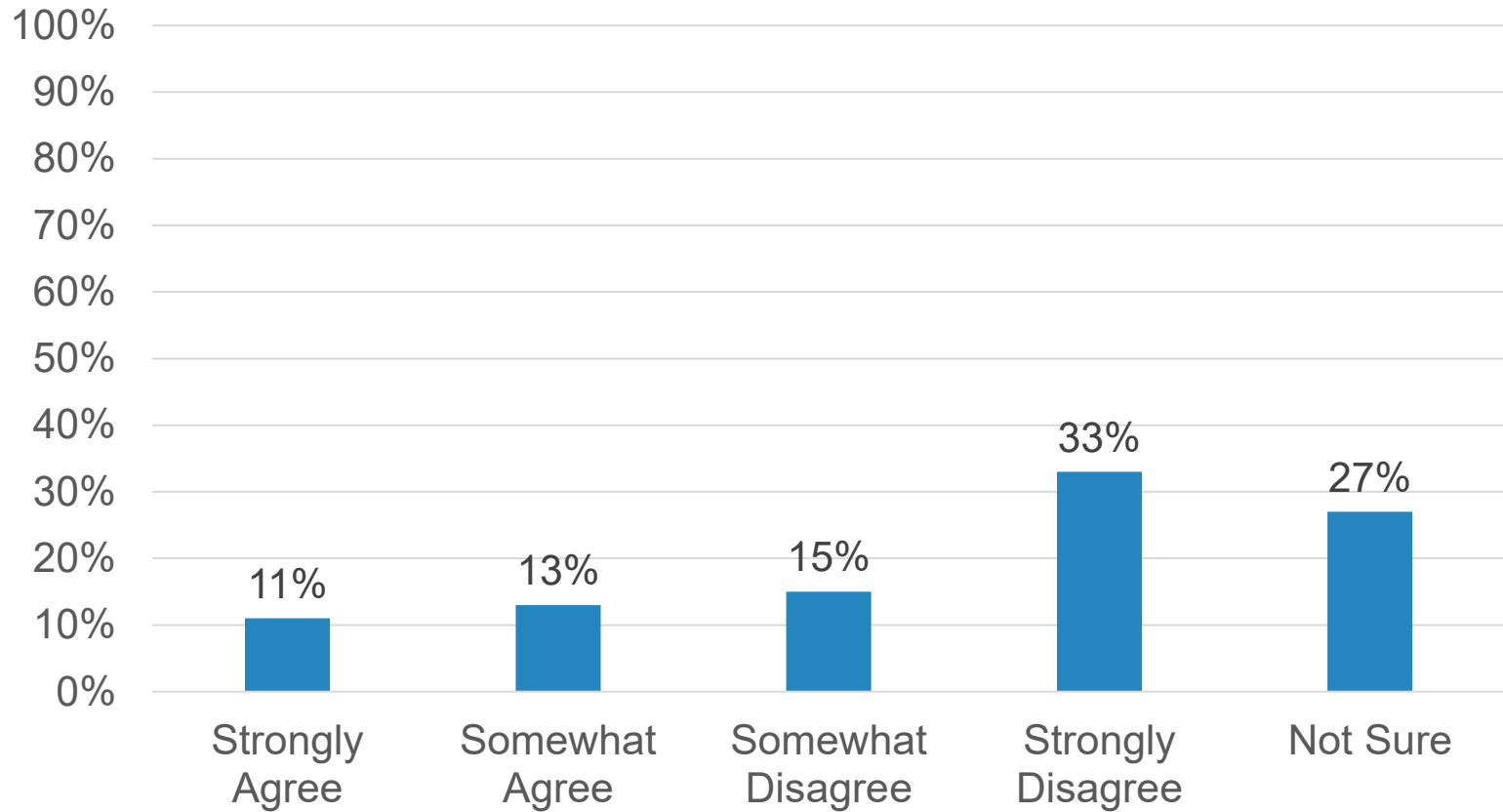
Lifeway research

Modern science disproves the Bible.



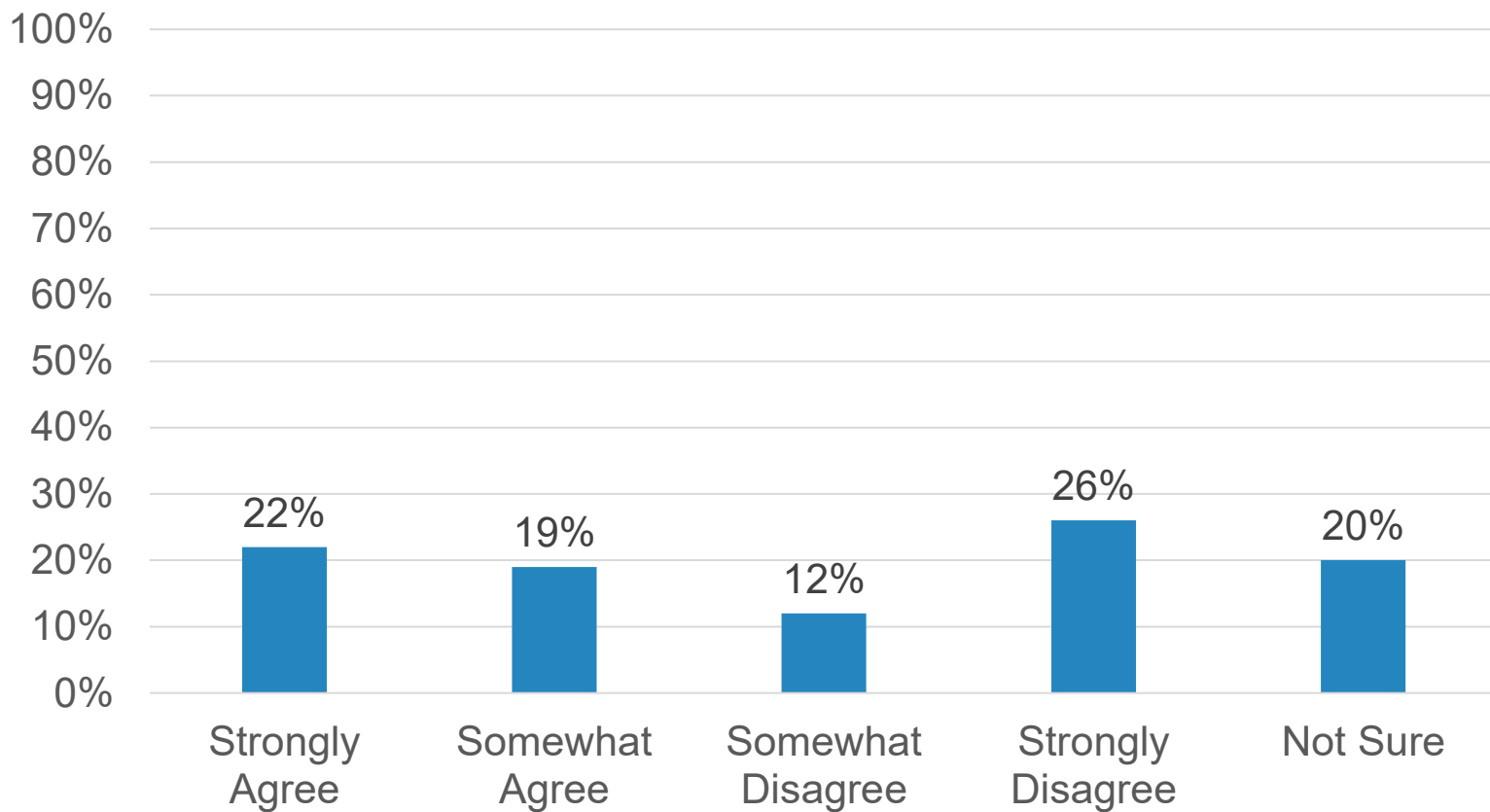
Lifeway research

God chose the people he would save before he created the world.



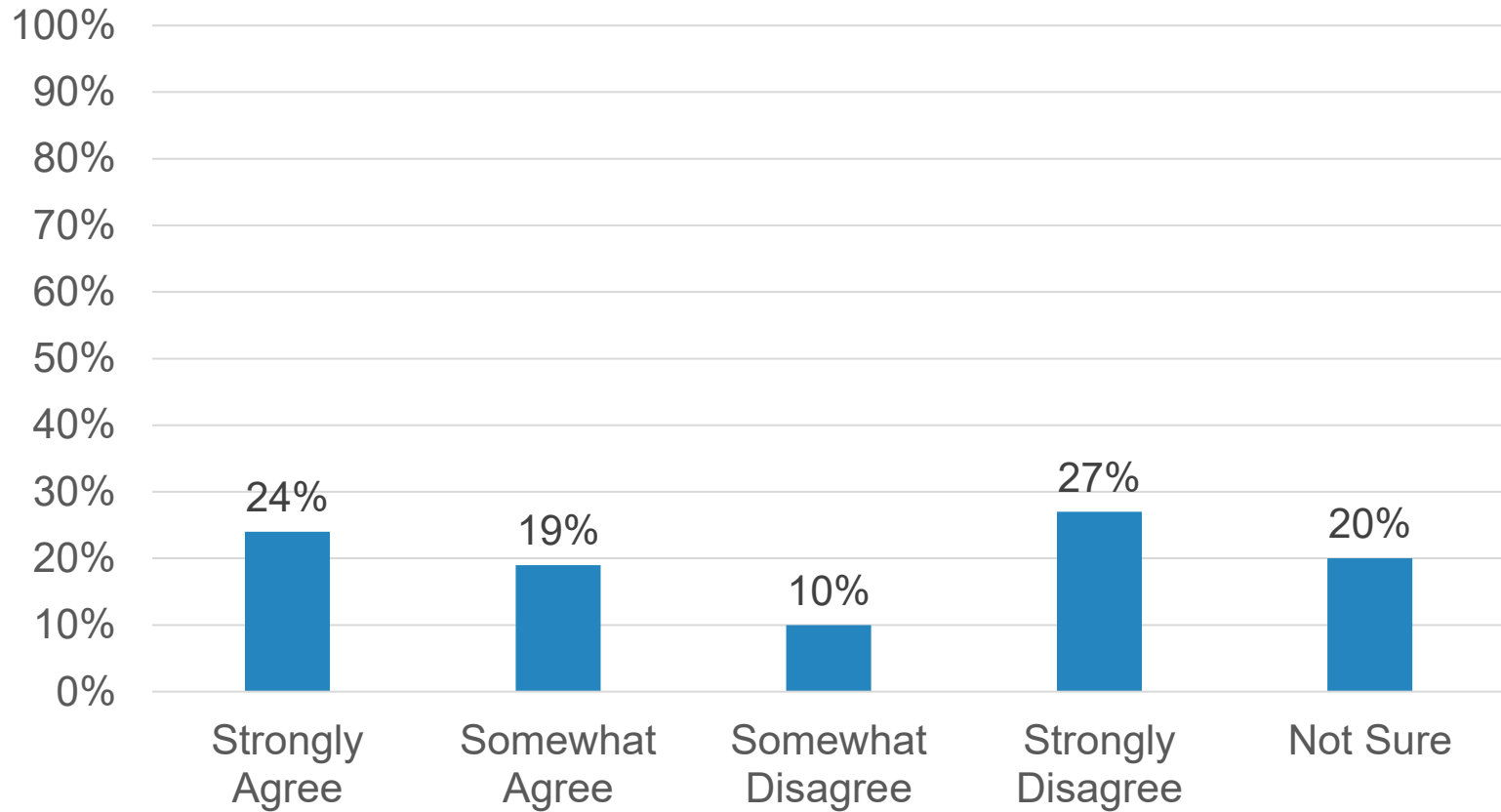
Lifeway research

Hell is a real place where certain people will be punished forever.



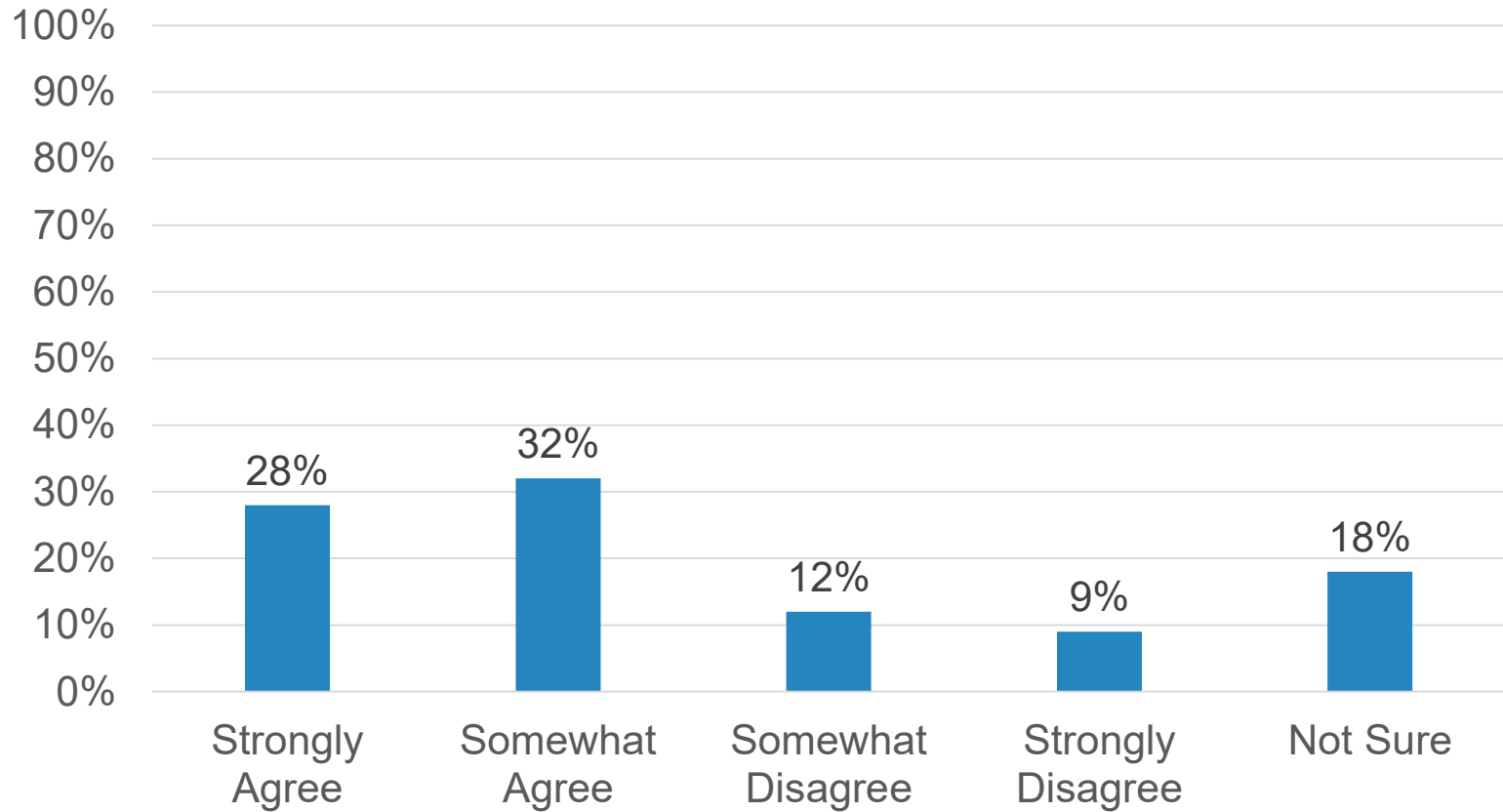
Lifeway research

There will be a time when Jesus Christ returns to judge all the people who have lived.



Lifeway research

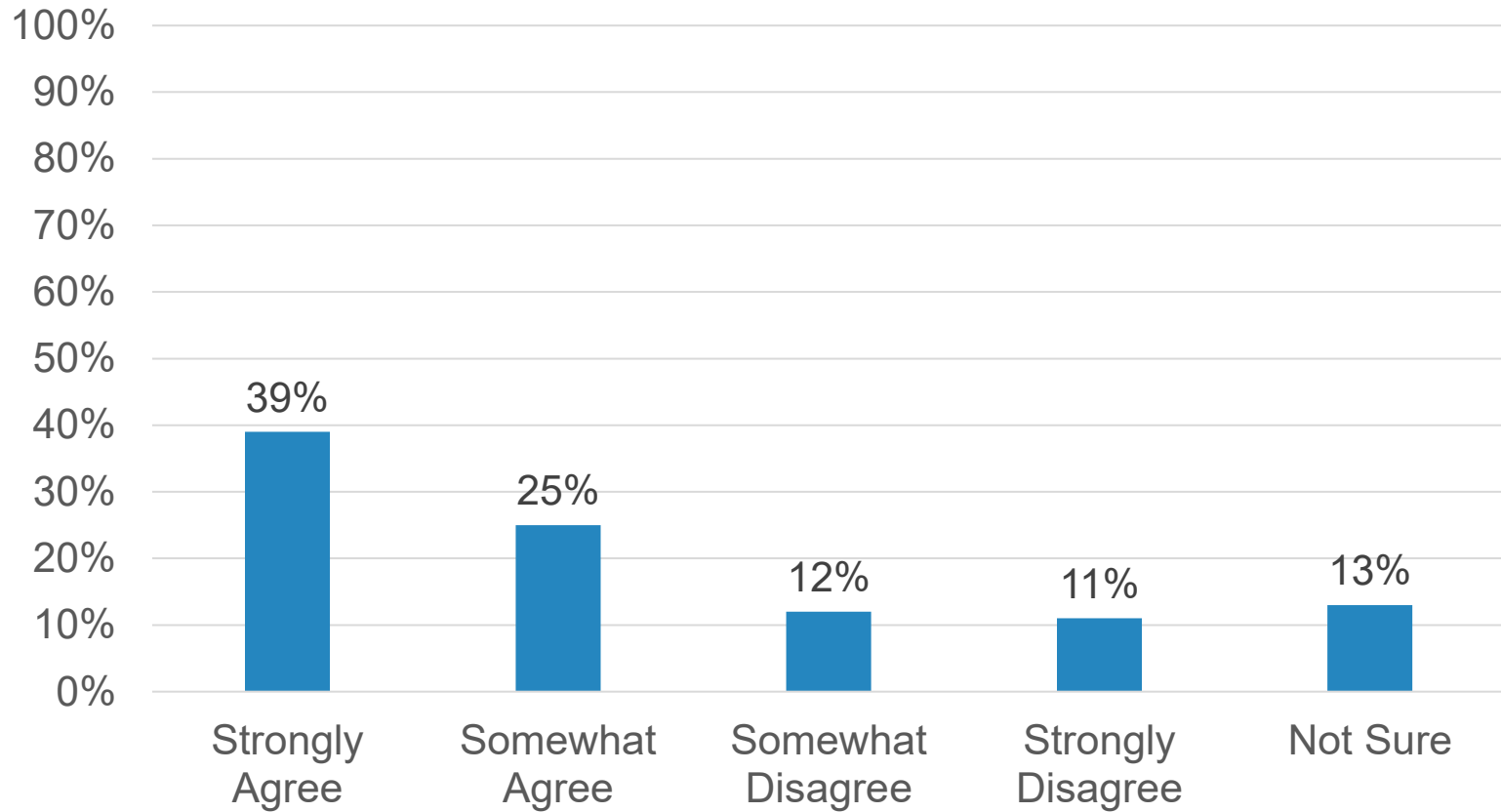
Worshiping alone or with one's family is a valid replacement for regularly attending church.



Lifeway research

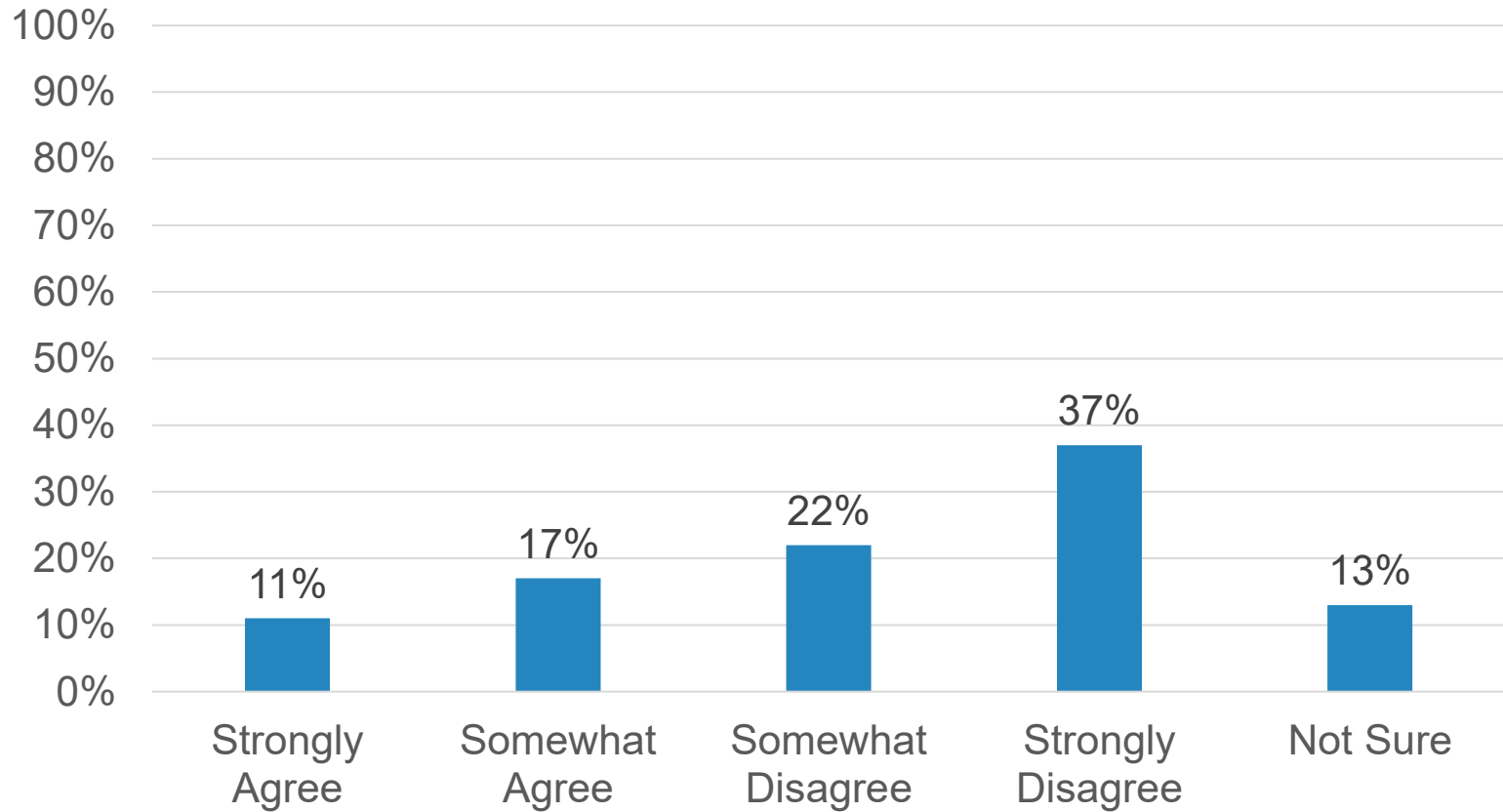
Q27_1: "For each of the following statements, please indicate your level of agreement. **Worshiping alone or with one's family is a valid replacement for regularly attending church.**"

Christians should not allow their religious beliefs to influence their political decisions.



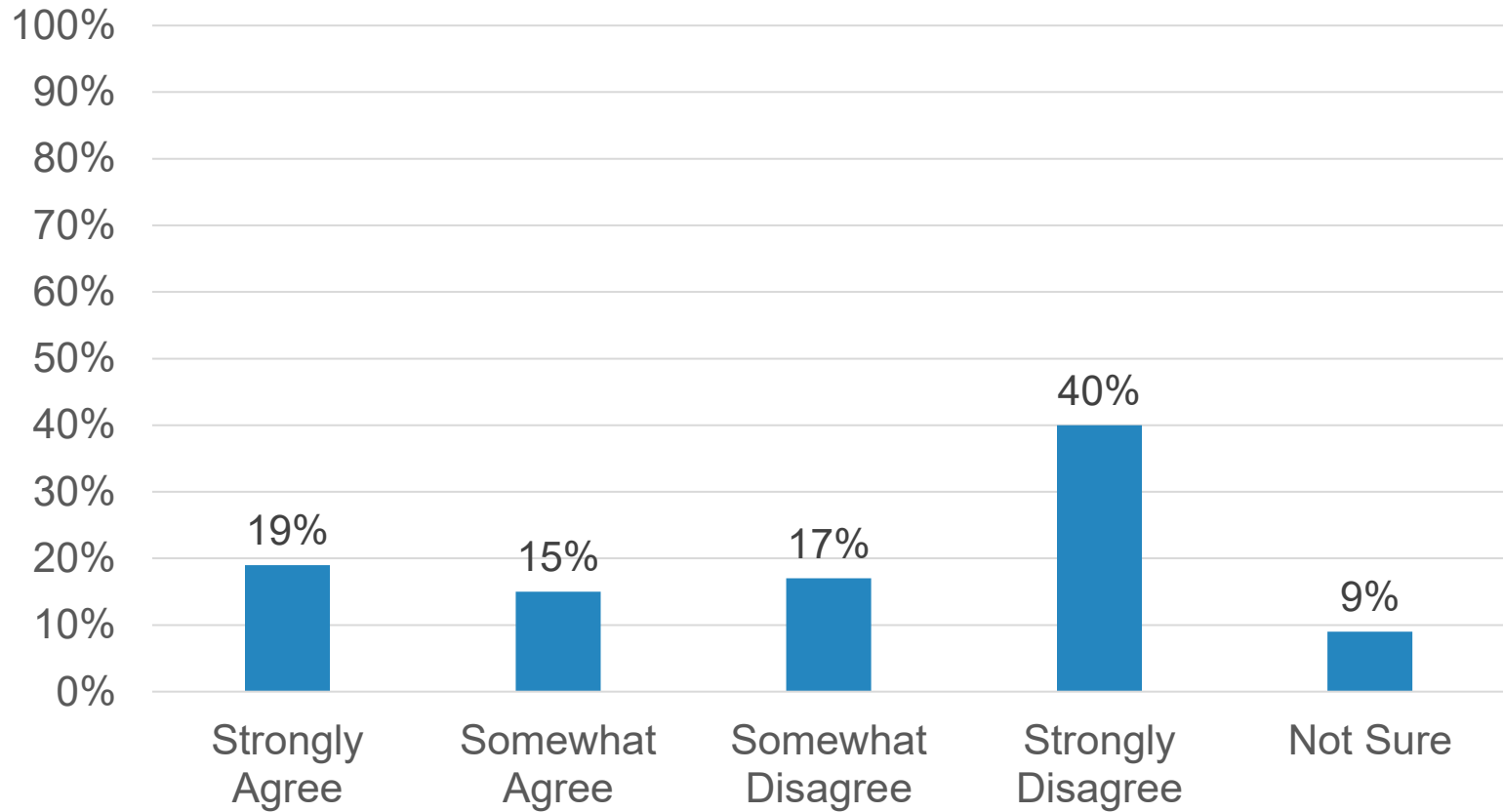
Lifeway research

Every Christian has an obligation to join a local church.



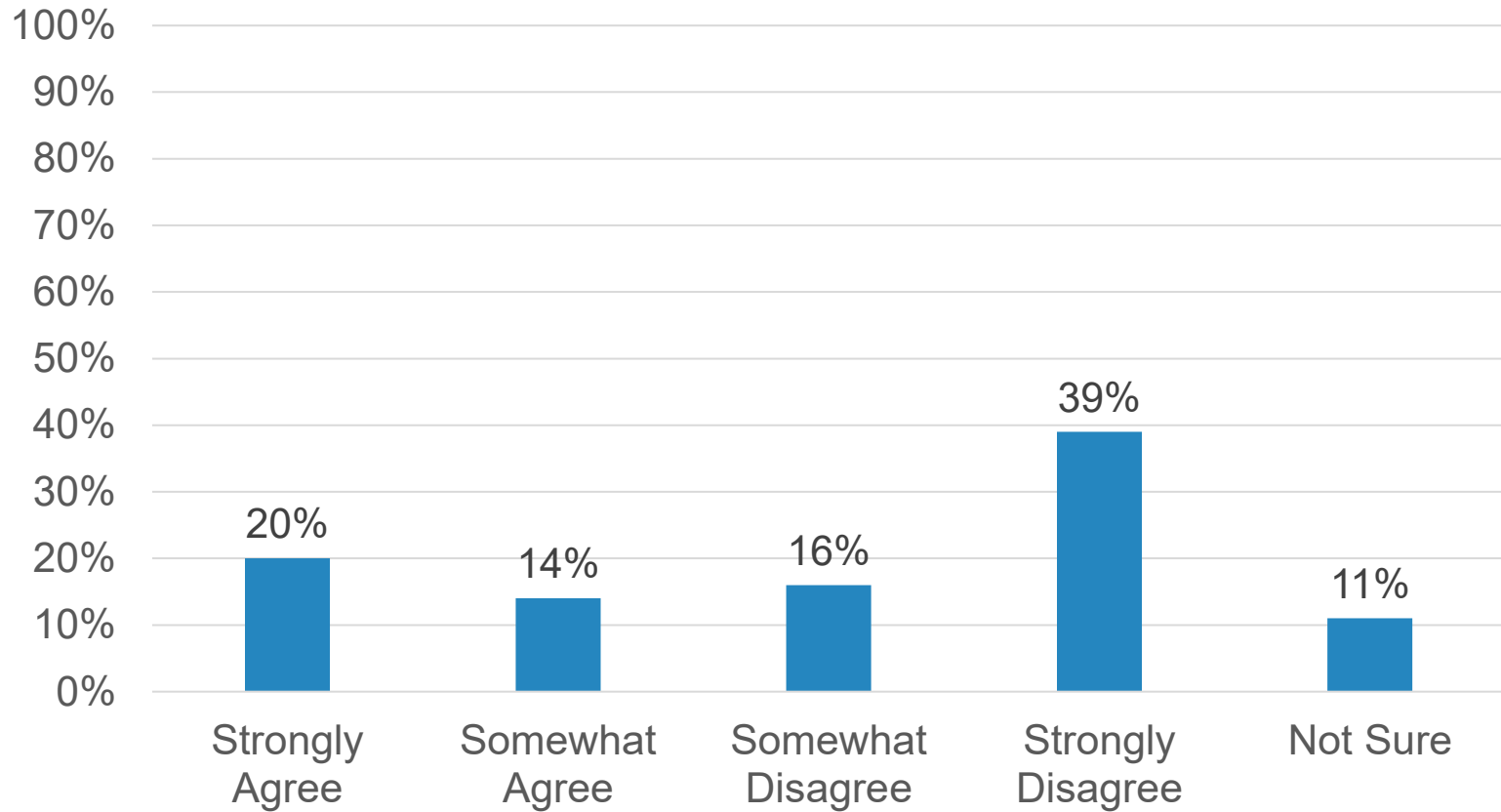
Lifeway research

Sex outside of traditional marriage is a sin.



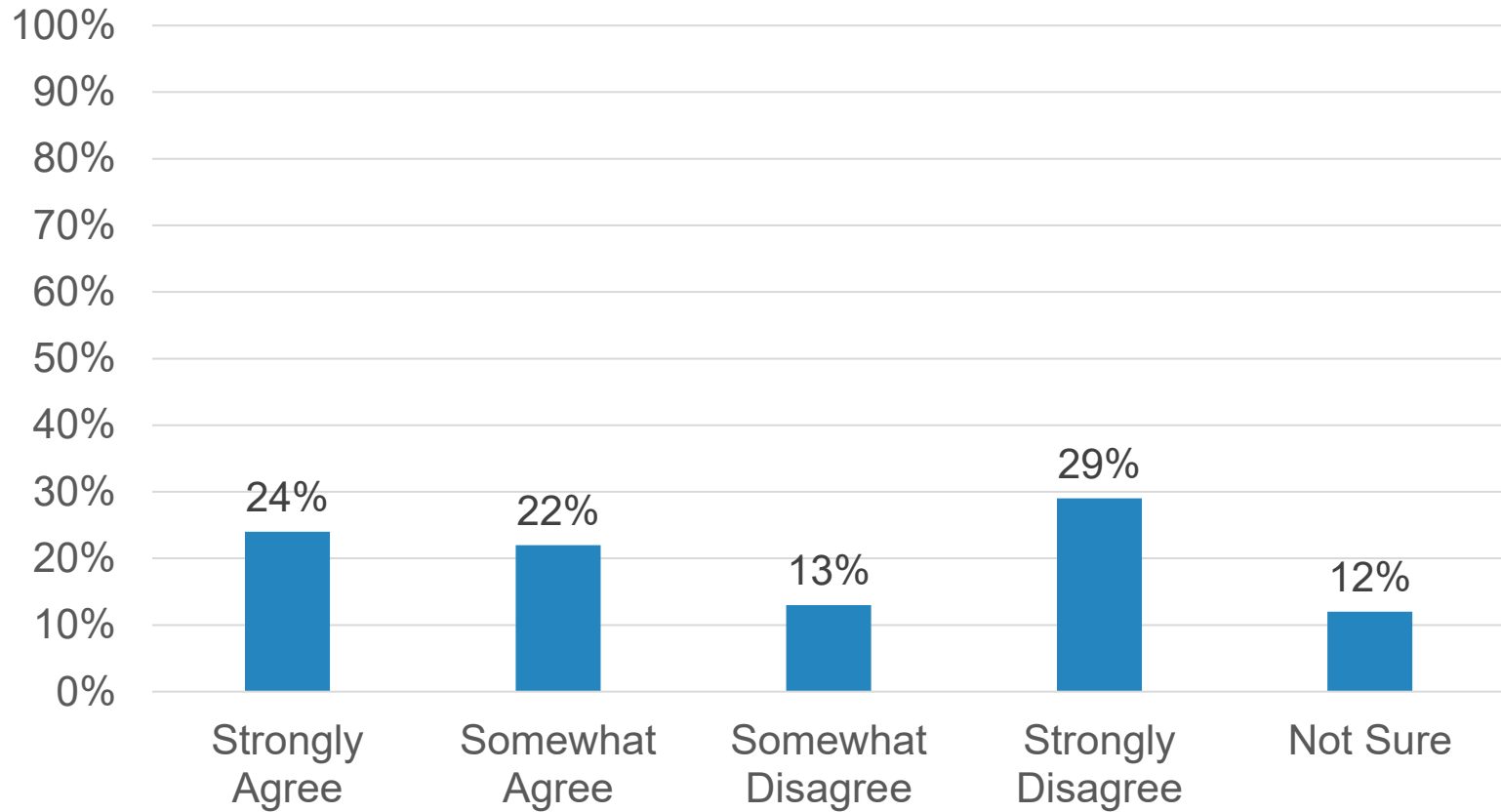
Lifeway research

Abortion is a sin.



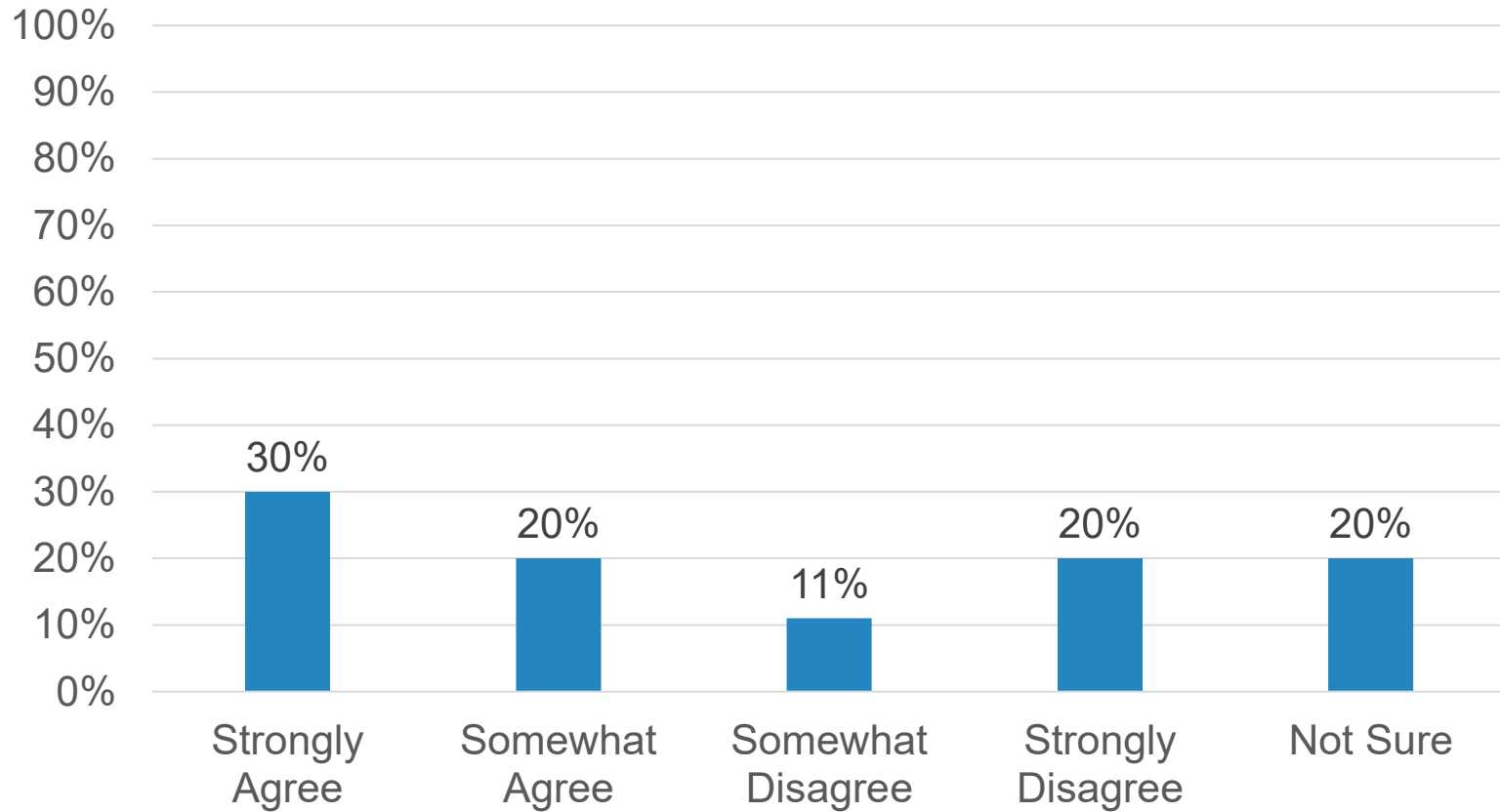
Lifeway research

People should be able to choose their gender regardless of their biological sex.



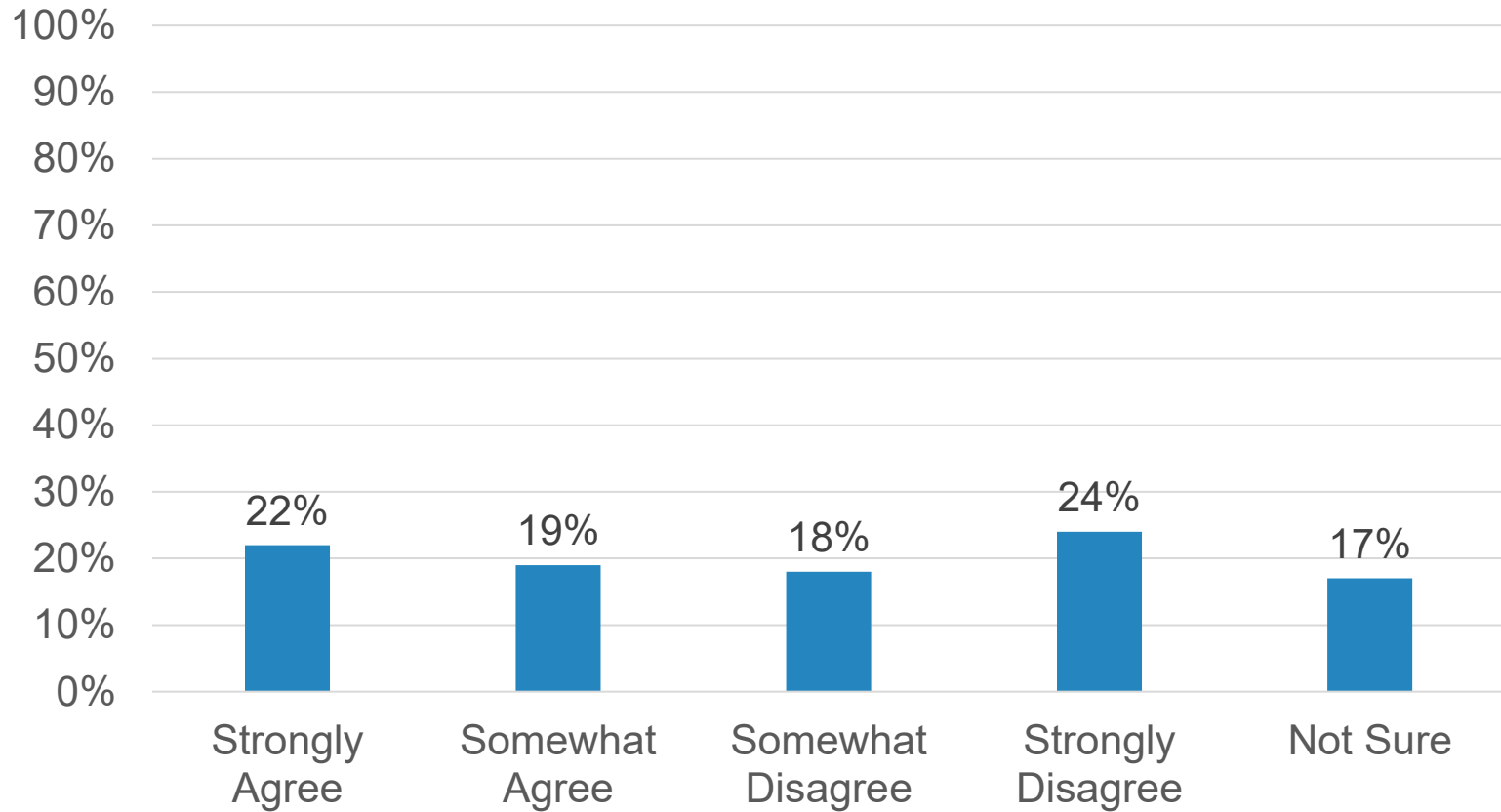
Lifeway research

The Bible's condemnation of homosexual behavior doesn't apply today.



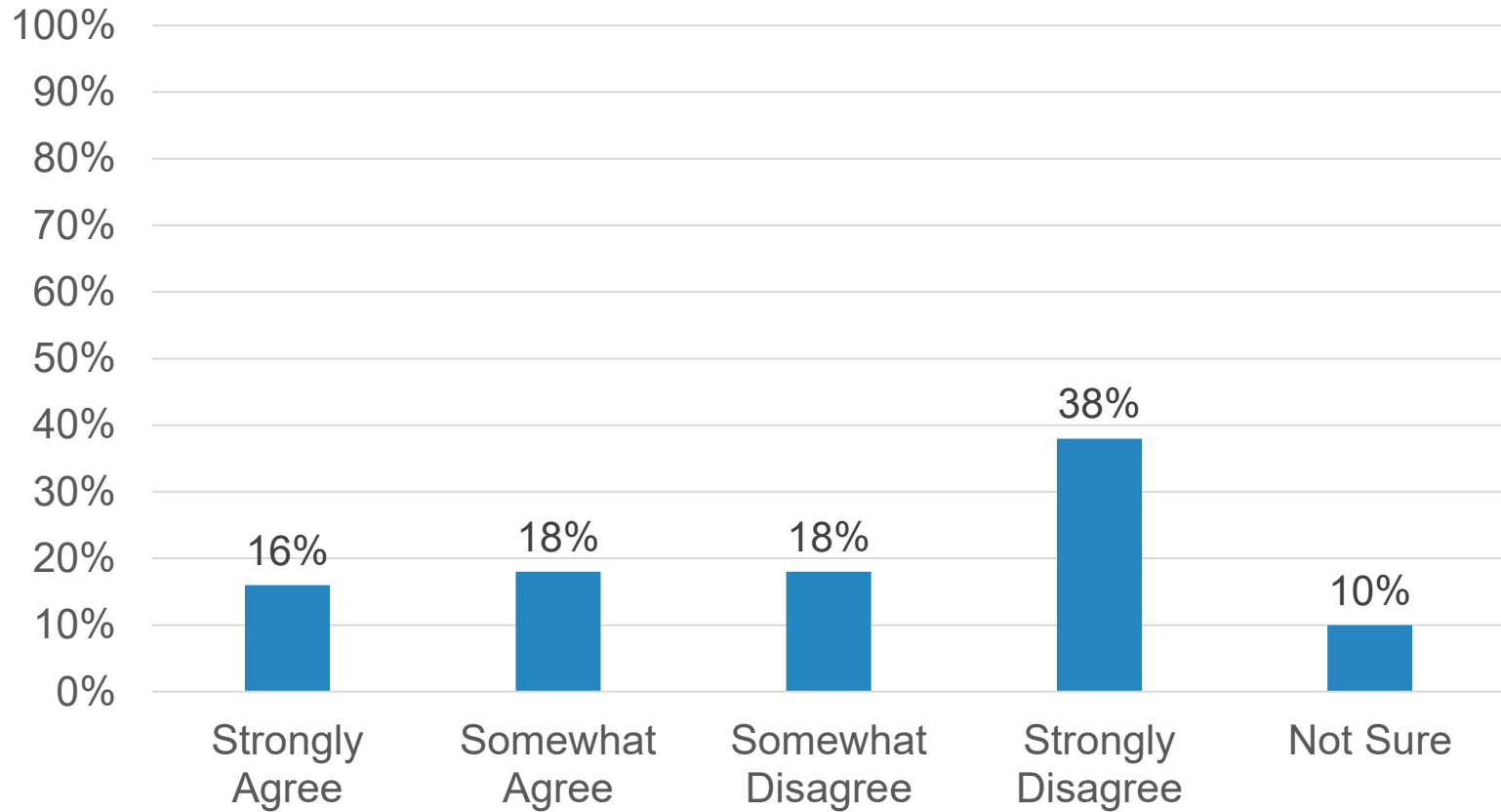
Lifeway research

God is unconcerned with my day-to-day decisions.



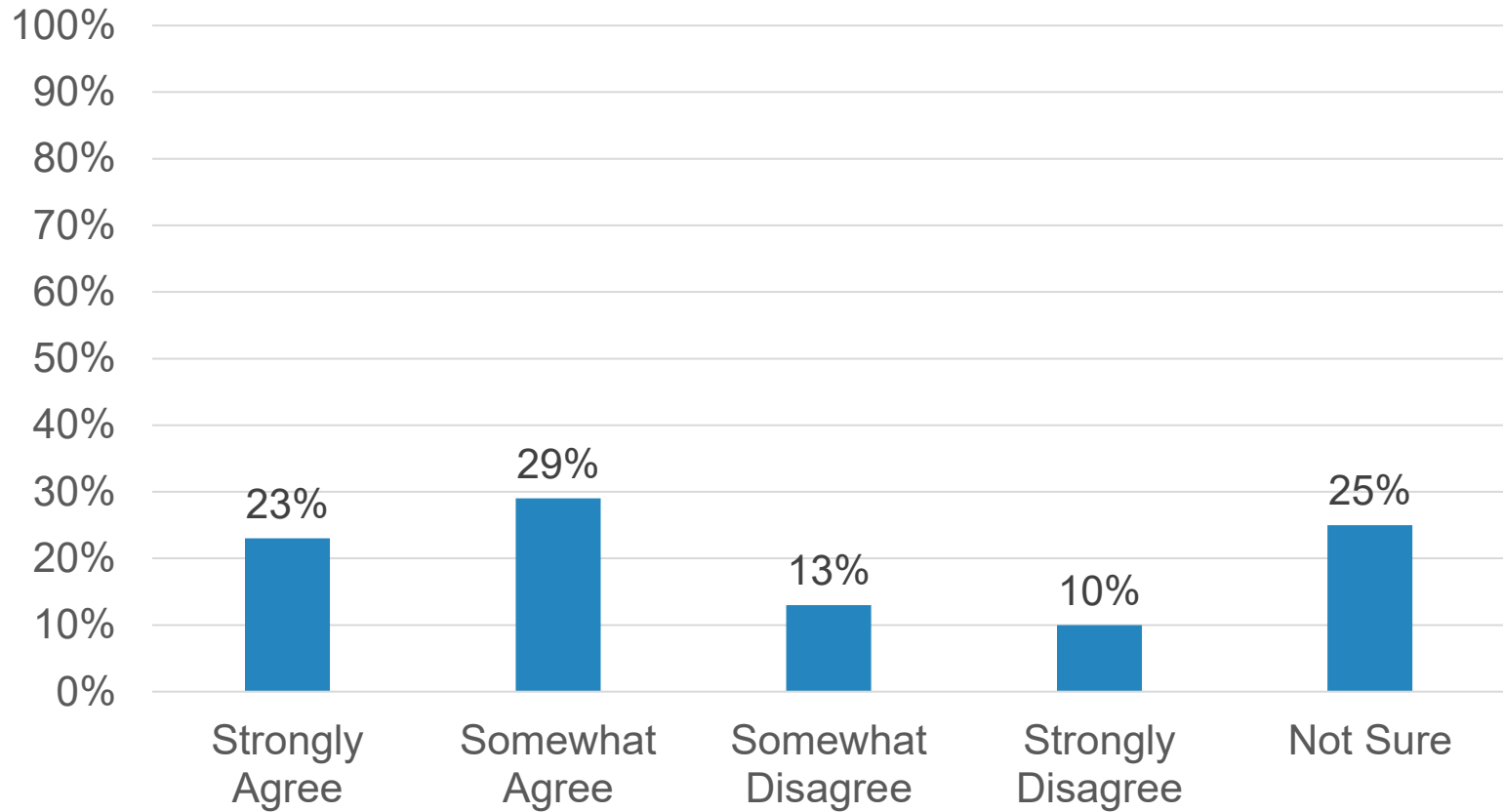
Lifeway research

The Bible has the authority to tell us what we must do.



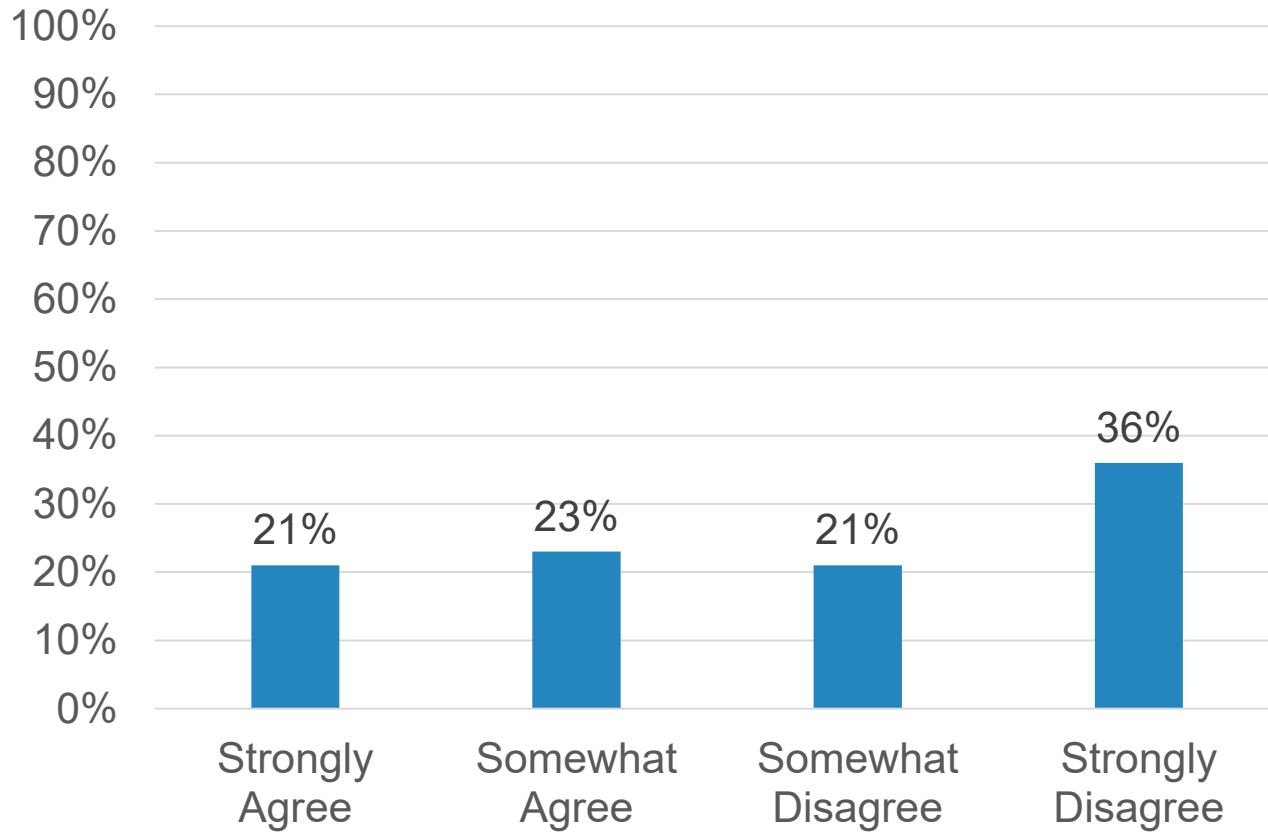
Lifeway research

Religious belief is not about objective truth.



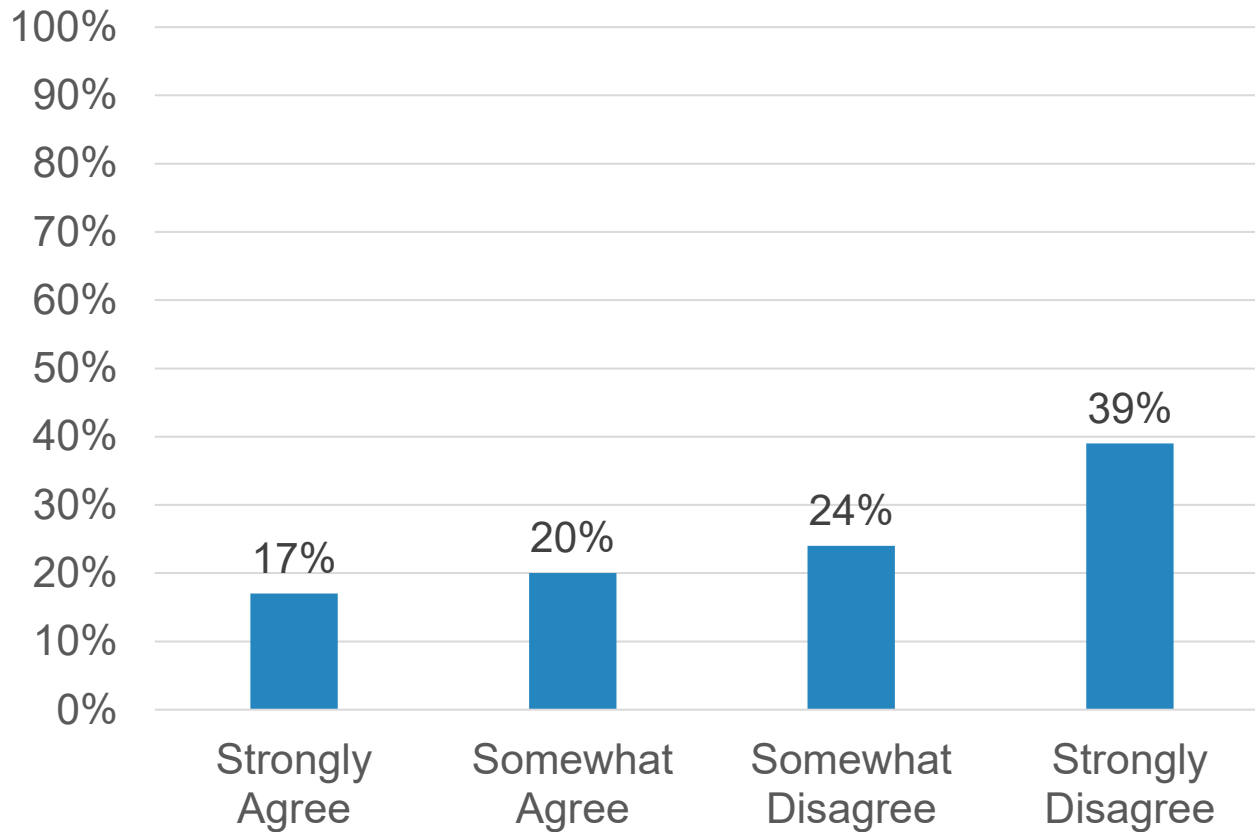
Lifewayresearch

The Bible is the highest authority for what I believe.



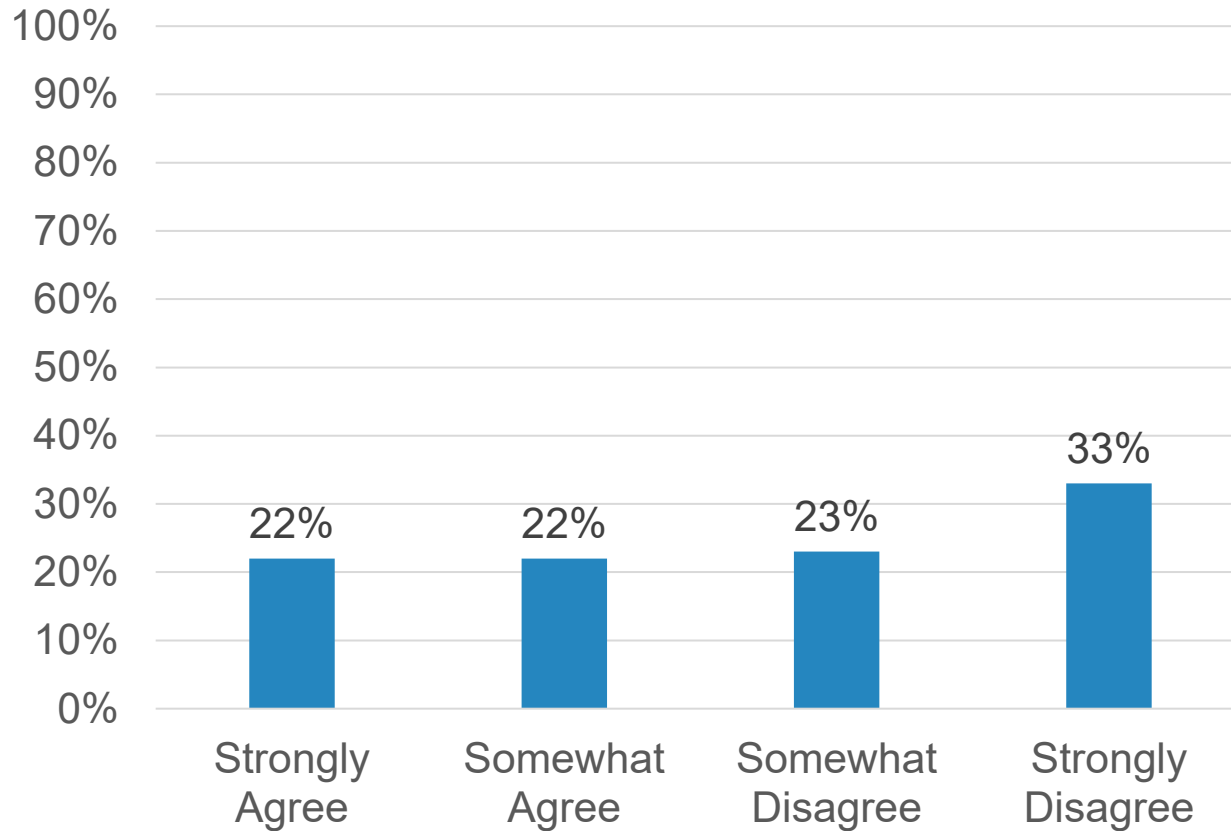
Lifeway research

It is very important for me personally to encourage non-Christians to trust Jesus Christ as their Savior.



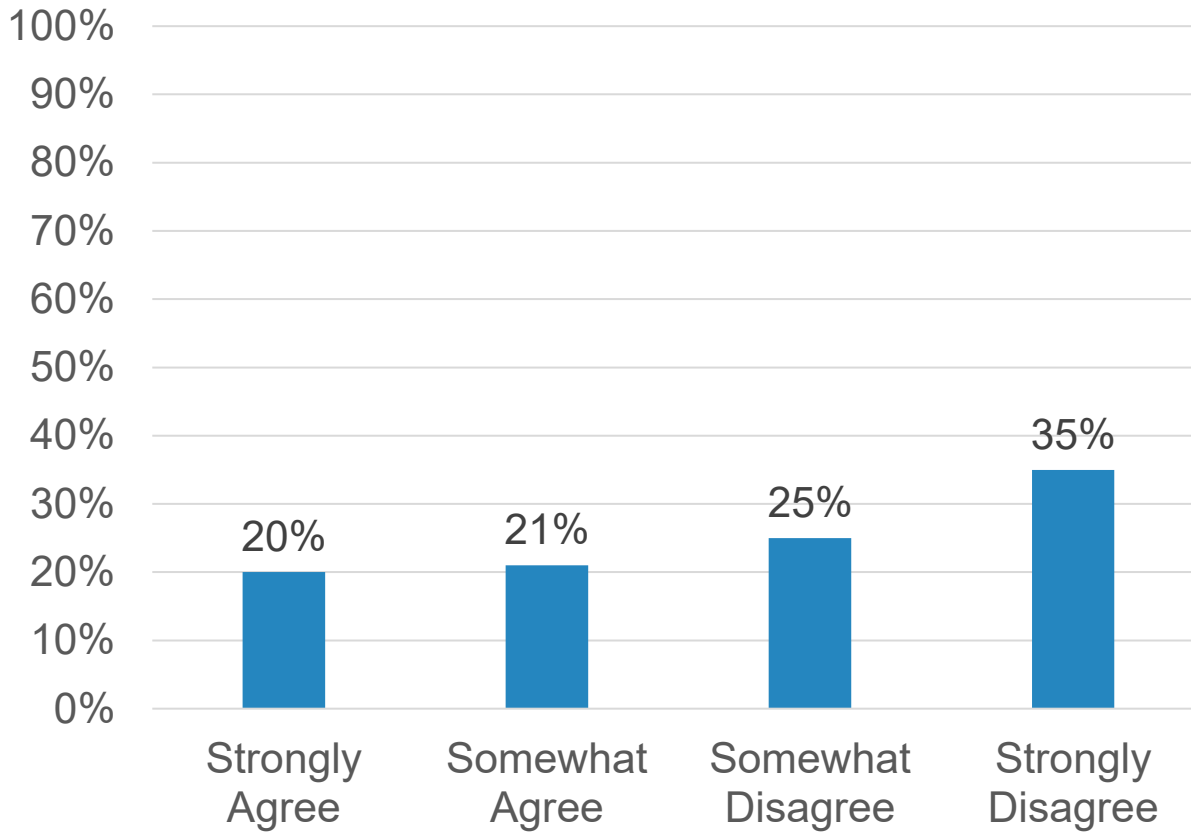
Lifewayresearch

Jesus Christ's death on the cross is the only sacrifice that could remove the penalty of my sin.



Lifeway research

Only those who trust in Jesus Christ alone as their Savior receive God's free gift of eternal salvation.



Lifewayresearch

Significant Differences

Region

Age

Gender

Education Level

Household Income

Location

Religious Service Attendance

Christian Religious Traditions

Evangelical Beliefs

Significant Differences

Comparisons were made to determine if there are any significant statistical differences among region, age, gender, education level, and household income.

Region	Age	Gender	Education	HH Income
British Columbia	18-34	Male	High school diploma or less	Less than \$20,000
Ontario	35-49	Female	Postsecondary certificate or diploma	\$20,000- \$39,999
Quebec	50-64		Bachelor's Degree	\$40,000- \$59,999
Prairies	65+		Graduate Degree	\$60,000- \$79,999
Atlantic				\$80,000-\$99,000
				\$100,000 or more

Canadian Census Regions: Prairies includes AB, SK, MB; Atlantic includes NB, NL, PE, NS; Territories (YT, NT, NU) has insufficient sample to report separately.

Significant Statistical Differences

Comparisons were made to determine if there are any significant statistical differences among locations, religious service attendance, Christian religious traditions, and Evangelical beliefs.

Location	Religious Service Attendance	Christian Religious Traditions	Evangelical Beliefs
Large city (100,000 or more)	At least once or twice a month	Evangelical	Yes
Small city (less than 100,000)	Less than once a month	Mainline	No
Suburb		Catholic	
Rural Area			

“God is a perfect being and cannot make a mistake.”

- Canadians in Ontario (56%) and the Prairies (55%) are more likely to Agree than those in Quebec (47%), British Columbia (49%), and Atlantic (46%)
- Canadians with a Bachelor’s Degree (58%) or a Graduate Degree (62%) are more likely to Agree than those with a High School Diploma or less (51%) or a Postsecondary Certificate or Diploma (46%)
- Canadians in a large city (55%) are more likely to Agree than those in a suburb (48%) or a rural area (44%)
- Canadians who attend a religious service at least once or twice a month are more likely to Agree than those who do not (85% v. 39%)
- Evangelicals (84%) are more likely to Agree than Mainlines (60%) and Catholics (64%)
- Canadians with Evangelical Beliefs are more likely to Agree than those without Evangelical Beliefs (97% v. 47%)

“There is one true God in three persons: God the Father, God the Son, and God the Holy Spirit.”

- Canadians in the Prairies (61%) and Ontario (59%) are more likely to Agree than those in Quebec (51%) and British Columbia (51%)
- Canadians who attend a religious service at least once or twice a month are more likely to Agree than those who do not (83% v. 46%)
- Evangelicals (91%) are more likely to Agree than Mainlines (80%) and Catholics (78%)
- Canadians with Evangelical Beliefs are more likely to Agree than those without Evangelical Beliefs (93% v. 53%)

“God accepts the worship of all religions, including Christianity, Judaism, and Islam.”

- Canadians in Ontario (68%) are more likely to Agree than those in Quebec (57%) and the Prairies (60%)
- Canadians with household income of \$100,000 or more (69%) are more likely to Agree than those with income of less than \$20,000 (58%) and \$20,000-\$39,999 (63%)
- Canadians who attend a religious service at least once or twice a month are more likely to Agree than those who do not (74% v. 59%)
- Mainlines (75%) and Catholics (77%) are more likely to Agree than Evangelicals (55%)

“God is unchanging.”

- Canadians with a Bachelor’s Degree (65%) or a Graduate Degree (66%) are more likely to Agree than those with a High School Diploma or less (58%) or a Postsecondary Certificate or Diploma (53%)
- Canadians in a large city (62%) are more likely to Agree than those in a suburb (56%) or a rural area (51%)
- Canadians who attend a religious service at least once or twice a month are more likely to Agree than those who do not (90% v. 47%)
- Evangelicals (91%) are more likely to Agree than Mainlines (67%) and Catholics (70%)
- Canadians with Evangelical Beliefs are more likely to Agree than those without Evangelical Beliefs (97% v. 54%)

“Biblical accounts of the physical (bodily) resurrection of Jesus are completely accurate. This even actually occurred.”

- Canadians who attend a religious service at least once or twice a month are more likely to Agree than those who do not (79% v. 36%)
- Evangelicals (90%) are more likely to Agree than Mainlines (63%) and Catholics (64%)
- Canadians with Evangelical Beliefs are more likely to Agree than those without Evangelical Beliefs (96% v. 43%)

“God loves all people the same way.”

- Canadians with a Postsecondary Certificate or Diploma are the least likely to Agree (69%)
- Canadians who attend a religious service at least once or twice a month are more likely to Agree than those who do not (93% v. 67%)
- Canadians with Evangelical Beliefs are more likely to Agree than those without Evangelical Beliefs (93% v. 72%)

“Jesus was a great teacher, but he was not God.”

- Mainlines (63%) and Catholics (58%) are more likely to Agree than Evangelicals (42%)
- Canadians without Evangelical Beliefs are more likely to Agree than those with Evangelical Beliefs (57% v. 45%)

“God created marriage to be between one man and one woman.”

- Canadians in Ontario (60%) and the Prairies (59%) are more likely to Agree than those in Quebec (48%), British Columbia (52%), and Atlantic (49%)
- Canadians with a Postsecondary Certificate or Diploma are the least likely to Agree (49%)
- Canadians who attend a religious service at least once or twice a month are more likely to Agree than those who do not (83% v. 45%)
- Evangelicals (89%) are more likely to Agree than Mainlines (64%) and Catholics (66%)
- Canadians with Evangelical Beliefs are more likely to Agree than those without Evangelical Beliefs (96% v. 51%)

“The Holy Spirit is a force but is not a personal being.”

- Canadians who attend a religious service at least once or twice a month are more likely to Agree than those who do not (67% v. 55%)
- Catholics (69%) are more likely to Agree than Evangelicals (58%)

“The Holy Spirit gives a spiritual new birth or new life before a person has faith in Jesus Christ.”

- Canadians age 18-34 (46%) and 35-49 (45%) are more likely to Agree than 50-64 (39%) and 65+ (33%)
- Canadians in a rural area are the least likely to Agree (32%)
- Canadians who attend a religious service at least once or twice a month are more likely to Agree than those who do not (62% v. 32%)
- Evangelicals (56%) and Catholics (58%) are more likely to Agree than Mainlines (44%)
- Canadians with Evangelical Beliefs are more likely to Agree than those without Evangelical Beliefs (69% v. 38%)

“The Holy Spirit can tell me to do something which is forbidden in the Bible.”

- Canadians age 65+ (59%) are more likely to Disagree than 18-34 (49%) and 35-49 (52%)
- Canadians who attend a religious service at least once or twice a month are more likely to Agree than those who do not (33% v. 13%)
- Canadians with Evangelical Beliefs are more likely to Disagree than those without Evangelical Beliefs (65% v. 53%)

“Everyone sins a little, but most people are good by nature.”

- Canadians age 50-64 (68%) and 65+ (72%) are more likely to Agree than 18-34 (60%) and 35-49 (61%)
- Canadians with household income of less than \$20,000 are the least likely to Agree (59%)
- Mainlines (73%) and Catholics (74%) are more likely to Agree than Evangelicals (56%)
- Canadians with Evangelical Beliefs are more likely to Disagree than those without Evangelical Beliefs (36% v. 26%)

“Even the smallest sin deserves eternal damnation.”

- Canadians in Quebec (71%), British Columbia (69%), and Atlantic (74%) are more likely to Disagree than those in Ontario (63%)
- Canadians age 50-64 (72%) and 65+ (75%) are more likely to Disagree than 18-34 (61%) and 35-49 (61%)
- Canadians with a Postsecondary Certificate or Diploma are the most likely to Disagree (72%)
- Canadians with household income of \$100,000 or more (73%) are more likely to Disagree than those with income of less than \$20,000 (61%) and \$60,000-\$79,999 (64%)
- Canadians who attend a religious service at least once or twice a month are more likely to Agree than those who do not (44% v. 13%)
- Evangelicals (45%) are more likely to Agree than Mainlines (17%) and Catholics (22%)
- Canadians with Evangelical Beliefs are more likely to Agree than those without Evangelical Beliefs (54% v. 18%)

“God counts a person as righteous not because of one’s works but only because of one’s faith in Jesus Christ.”

- Canadians in Ontario (47%) and the Prairies (47%) are more likely to Agree than those in Quebec (37%) and British Columbia (40%)
- Canadians with a Bachelor’s Degree (41%) or a Graduate Degree (43%) are more likely to Disagree than those with a High School Diploma or less (32%) or a Postsecondary Certificate or Diploma (35%)
- Canadians with household income of \$100,000 or more (43%) are more likely to Disagree than those with income of less than \$20,000 (35%), \$20,000-\$39,999 (33%), \$40,000-\$59,999 (36%), and \$60,000-\$79,999 (35%)
- Canadians who attend a religious service at least once or twice a month are more likely to Agree than those who do not (68% v. 34%)
- Evangelicals (83%) are more likely to Agree than Mainlines (58%) and Catholics (54%)
- Canadians with Evangelical Beliefs are more likely to Agree than those without Evangelical Beliefs (87% v. 39%)

“Everyone is born innocent in the eyes of God.”

- Canadians who attend a religious service at least once or twice a month are more likely to Agree than those who do not (80% v. 70%)
- Mainlines (87%) and Catholics (87%) are more likely to Agree than Evangelicals (65%)

“The Bible, like all sacred writings, contains helpful accounts of ancient myths but is not literally true.”

- Canadians in Quebec are the most likely to Agree (63%)
- Canadians who attend a religious service at least once or twice a month are more likely to Disagree than those who do not (44% v. 25%)
- Mainlines (44%) and Catholics (53%) are more likely to Agree than Evangelicals (26%)
- Canadians with Evangelical Beliefs are more likely to Disagree than those without Evangelical Beliefs (65% v. 27%)

“The Bible is 100% accurate in all that it teaches.”

- Canadians in Quebec (52%) and British Columbia (57%) are more likely to Disagree than those in Ontario (46%)
- Canadians with household income of \$100,000 or more (57%) are more likely to Disagree than those with income of less than \$20,000 (45%), \$20,000-\$39,999 (50%), and \$40,000-\$59,999 (50%)
- Canadians who attend a religious service at least once or twice a month are more likely to Agree than those who do not (66% v. 25%)
- Evangelicals (80%) are more likely to Agree than Mainlines (38%) and Catholics (48%)
- Canadians with Evangelical Beliefs are more likely to Agree than those without Evangelical Beliefs (94% v. 30%)

“Modern science disproves the Bible.”

- Canadians in Quebec are the most likely to Agree (51%)
- Canadians age 50-64 (27%) and 65+ (28%) are more likely to answer Not Sure than those age 18-34 (20%) or 35-49 (18%)
- Canadians who attend a religious service at least once or twice a month are more likely to Disagree than those who do not (47% v. 30%)
- Evangelicals (55%) and Mainlines (49%) are more likely to Disagree than Catholics (37%)
- Canadians with Evangelical Beliefs are more likely to Disagree than those without Evangelical Beliefs (55% v. 32%)

“God chose the people he would save before he created the world.”

- Canadians with a High School Diploma or less (30%) or a Postsecondary Certificate or Diploma (30%) are more likely to answer Not Sure than those with a Bachelor’s Degree (19%) or a Graduate Degree (23%)
- Canadians age 18-34 (32%) and 35-49 (30%) are more likely to Agree than 50-64 (21%) and 65+ (15%)
- Canadians with household income of \$100,000 or more (57%) are more likely to Disagree than those with income of less than \$20,000 (43%), \$20,000-\$39,999 (47%), and \$40,000-\$59,999 (47%)
- Canadians who attend a religious service at least once or twice a month are more likely to Agree than those who do not (45% v. 17%)
- Evangelicals (41%) are more likely to Agree than Mainlines (20%) and Catholics (30%)
- Canadians with Evangelical Beliefs are more likely to Agree than those without Evangelical Beliefs (54% v. 21%)

“Hell is a real place where certain people will be punished forever.”

- Canadians in Quebec are the most likely to Disagree (50%)
- Canadians age 65+ are the most likely to Disagree (46%)
- Canadians with a Bachelor’s Degree (47%) or a Graduate Degree (47%) are more likely to Agree than those with a High School Diploma or less (39%) or a Postsecondary Certificate or Diploma (37%)
- Canadians who attend a religious service at least once or twice a month are more likely to Agree than those who do not (70% v. 29%)
- Evangelicals (78%) are more likely to Agree than Mainlines (46%) and Catholics (46%)
- Canadians with Evangelical Beliefs are more likely to Agree than those without Evangelical Beliefs (90% v. 35%)

“There will be a time when Jesus Christ returns to judge all the people who have lived.”

- Canadians in Ontario (48%), British Columbia (42%), and the Prairies (47%) are more likely to Agree than those in Quebec (34%)
- Canadians age 18-34 (45%) and 35-49 (49%) are more likely to Agree than 50-64 (40%) and 65+ (39%)
- Canadians with a Bachelor’s Degree (46%) or a Graduate Degree (49%) are more likely to Agree than those with a Postsecondary Certificate or Diploma (39%)
- Canadians who attend a religious service at least once or twice a month are more likely to Agree than those who do not (75% v. 31%)
- Evangelicals (84%) are more likely to Agree than Mainlines (57%) and Catholics (54%)
- Canadians with Evangelical Beliefs are more likely to Agree than those without Evangelical Beliefs (93% v. 38%)

“Worshiping alone or with one’s family is a valid replacement for regularly attending church”

- Canadians who attend a religious service at least once or twice a month are more likely to Disagree than those who do not (35% v. 15%)
- Mainlines (74%) and Catholics (65%) are more likely to Agree than Evangelicals (50%)
- Canadians with Evangelical Beliefs are more likely to Disagree than those without Evangelical Beliefs (40% v. 19%)

“Christians should not allow their religious beliefs to influence their political decisions.”

- Canadians who attend a religious service at least once or twice a month are more likely to Disagree than those who do not (33% v. 20%)
- Evangelicals (45%) are more likely to Disagree than Mainlines (27%) and Catholics (24%)
- Canadians with Evangelical Beliefs are more likely to Disagree than those without Evangelical Beliefs (46% v. 21%)

“Every Christian has an obligation to join a local church.”

- Canadians in Quebec (65%), the Prairies (61%), and Atlantic (63%) are more likely to Disagree than those in Ontario (54%)
- Canadians age 18-34 are the least likely to Disagree (47%)
- Canadians age 65+ are the most likely to Disagree (70%)
- Canadians with a Postsecondary Certificate or Diploma are the most likely to Disagree (65%)
- Canadians in a rural area (67%) are more likely to Disagree than those in a large city (55%) or suburb (60%)
- Canadians who attend a religious service at least once or twice a month are more likely to Agree than those who do not (59% v. 16%)
- Mainlines (68%) and Catholics (56%) are more likely to Disagree than Evangelicals (34%)
- Canadians with Evangelical Beliefs are more likely to Agree than those without Evangelical Beliefs (73% v. 23%)

“Sex outside of traditional marriage is a sin.”

- Canadians in Quebec are the most likely to Disagree (69%)
- Canadians age 50-64 (62%) and 65+ (63%) are more likely to Disagree than 18-34 (49%) and 35-49 (53%)
- Canadians with a Postsecondary Certificate or Diploma are the most likely to Disagree (63%)
- Canadians with household income of \$40,000-\$59,999 (59%) and \$100,000 or more (62%) are more likely to Disagree than those with income of less than \$20,000 (53%) and \$80,000-\$99,999 (50%)
- Canadians in a small city (59%) or a rural area (64%) are more likely to Disagree than those in a large city (54%)
- Canadians who attend a religious service at least once or twice a month are more likely to Agree than those who do not (66% v. 22%)
- Evangelicals (72%) are more likely to Agree than Mainlines (39%) and Catholics (36%)
- Canadians with Evangelical Beliefs are more likely to Agree than those without Evangelical Beliefs (83% v. 29%)

“Abortion is a sin.”

- Canadians in Quebec are the most likely to Disagree (63%)
- Canadians age 50-64 (59%) and 65+ (62%) are more likely to Disagree than 18-34 (52%) and 35-49 (49%)
- Canadians with a Postsecondary Certificate or Diploma are the most likely to Disagree (62%)
- Canadians with household income of \$20,000-\$39,999 (56%), \$40,000-\$59,999 (57%), \$80,000-\$99,999 (58%), and \$100,000 or more (60%) are more likely to Disagree than those with income of less than \$20,000 (50%)
- Canadians who attend a religious service at least once or twice a month are more likely to Agree than those who do not (65% v. 23%)
- Evangelicals (69%) are more likely to Agree than Mainlines (28%) and Catholics (40%)
- Canadians with Evangelical Beliefs are more likely to Agree than those without Evangelical Beliefs (83% v. 29%)

“People should be allowed to choose their gender regardless of their biological sex.”

- Canadians in Ontario (43%) and the Prairies (48%) are more likely to Disagree than those in Quebec (38%) and British Columbia (37%)
- Females are more likely to Agree than males (51% v. 41%)
- Canadians with household income of \$60,000-\$79,999 (48%), \$80,000-\$99,999 (46%), and \$100,000 or more (44%) are more likely to Disagree than those with income of less than \$20,000 (38%)
- Canadians who attend a religious service at least once or twice a month are more likely to Disagree than those who do not (56% v. 37%)
- Evangelicals (68%) are more likely to Disagree than Mainlines (42%) and Catholics (45%)
- Canadians with Evangelical Beliefs are more likely to Disagree than those without Evangelical Beliefs (68% v. 39%)

“The Bible’s condemnation of homosexual behavior doesn’t apply today.”

- Canadians in Quebec (57%) and British Columbia (53%) are more likely to Agree than those in Ontario (47%) and the Prairies(44%)
- Canadians with household income of \$40,000-\$59,999 (52%) and \$100,000 or more (58%) are more likely to Agree than those with income of less than \$20,000 (46%)
- Canadians who attend a religious service at least once or twice a month are more likely to Disagree than those who do not (45% v. 25%)
- Mainlines (46%) and Catholics (49%) are more likely to Agree than Evangelicals (27%)
- Canadians with Evangelical Beliefs are more likely to Disagree than those without Evangelical Beliefs (63% v. 27%)

“God is unconcerned with my day-to-day decisions.”

- Canadians in Quebec are the more likely to Agree (50%)
- Canadians with a Bachelor’s Degree (47%) or Graduate Degree (49%) are more likely to Disagree than those with a High School Diploma or less (42%) or Postsecondary Certificate or Diploma (36%)
- Canadians who attend a religious service at least once or twice a month are more likely to Disagree than those who do not (62% v. 34%)
- Evangelicals (74%) are more likely to Disagree than Mainlines (53%) and Catholics (48%)
- Canadians with Evangelical Beliefs are more likely to Disagree than those without Evangelical Beliefs (71% v. 39%)

“The Bible has the authority to tell us what we must do.”

- Canadians in Quebec are the most likely to Disagree (67%)
- Canadians age 18-34 (39%) and 35-49 (39%) are more likely to Agree than 50-64 (30%) and 65+ (28%)
- Canadians with a Bachelor’s Degree (40%) or Graduate Degree (40%) are more likely to Agree than those with a High School Diploma or less (33%) or Postsecondary Certificate or Diploma (29%)
- Canadians with household income of \$100,000 or more (63%) are more likely to Disagree than those with income of less than \$20,000 (53%), \$20,000-\$39,999 (56%), and \$40,000-\$59,999 (56%)
- Canadians who attend a religious service at least once or twice a month are more likely to Agree than those who do not (66% v. 22%)
- Evangelicals (77%) are more likely to Agree than Mainlines (41%) and Catholics (40%)
- Canadians with Evangelical Beliefs are more likely to Agree than those without Evangelical Beliefs (93% v. 28%)

“Religious belief is not about objective truth.”

- Canadians in Quebec are the most likely to Agree (63%)
- Canadians with a Bachelor’s Degree (27%) or Graduate Degree (32%) are more likely to Disagree than those with a High School Diploma or less (21%) or Postsecondary Certificate or Diploma (21%)
- Canadians with household income of \$100,000 or more are the most likely to Agree (60%)
- Canadians who attend a religious service at least once or twice a month are more likely to Disagree than those who do not (37% v. 18%)
- Evangelicals (42%) are more likely to Disagree than Mainlines (25%) and Catholics (25%)
- Canadians with Evangelical Beliefs are more likely to Disagree than those without Evangelical Beliefs (42% v. 21%)

“The Bible is the highest authority for what I believe.”

- Canadians in Ontario (48%) are more likely to Agree than those in Quebec (35%) and British Columbia (39%)
- Canadians who attend a religious service at least once or twice a month are more likely to Agree than those who do not (76% v. 31%)
- Evangelicals (87%) are more likely to Agree than Mainlines (57%) and Catholics (55%)

“It is very important for me personally to encourage non-Christians to trust Jesus Christ as their Savior.”

- Canadians in Ontario (41%) are more likely to Agree than those in Quebec (30%) and British Columbia (34%)
- Canadians age 18-34 (45%) and 35-49 (40%) are more likely to Agree than 50-64 (33%) and 65+ (30%)
- Canadians who attend a religious service at least once or twice a month are more likely to Agree than those who do not (69% v. 25%)
- Evangelicals (81%) are more likely to Agree than Mainlines (43%) and Catholics (46%)

“Jesus Christ’s death on the cross is the only sacrifice that could remove the penalty of my sin.”

- Canadians in Quebec are the most likely to Disagree (66%)
- Canadians age 65+ are the most likely to Disagree (63%)
- Canadians with household income of less than \$20,000 (49%) are more likely to Agree than those with income of \$20,000-\$39,999 (44%), \$40,000-\$59,999 (42%), \$80,000-\$99,999 (39%), and \$100,000 or more (38%)
- Canadians who attend a religious service at least once or twice a month are more likely to Agree than those who do not (73% v. 33%)
- Evangelicals (86%) are more likely to Agree than Mainlines (57%) and Catholics (55%)

“Only those who trust in Jesus Christ alone as their Savior receive God’s free gift of eternal salvation.”

- Canadians in Quebec are the most likely to Disagree (72%)
- Canadians age 18-34 (48%) and 35-49 (45%) are more likely to Agree than 50-64 (35%) and 65+ (31%)
- Canadians who attend a religious service at least once or twice a month are more likely to Agree than those who do not (70% v. 29%)
- Evangelicals (87%) are more likely to Agree than Mainlines (51%) and Catholics (47%)